



eHealth Solutions / Release VA60A_250124 / 2025-01-24 / Revision r313-g40c8218

HL7 Conformance Statement

Contents

1	Introduction	12
1.1	HL7v2	12
1.1.1	Transport Protocol: MLLP	12
1.1.2	Security	12
1.1.3	Message Encoding	13
1.1.4	Data Types	13
1.1.4.1	CWE – Coded with Exceptions	13
1.1.4.2	CX – Extended Composite ID with Check Digit	14
1.1.4.3	HD – Hierarchic Designator	14
1.1.4.4	XAD – Extended Address	14
1.1.4.5	XCN – Extended Composite ID Number And Name	15
1.1.4.6	XPN – Extended Person Name	16
1.1.4.7	XTN – Extended Telecommunication Number	16
1.1.5	Common Segments	17
1.1.5.1	MSH Segment	17
1.1.5.2	EVN Segment	20
1.1.5.3	PID Segment	20
1.1.5.4	PV1 Segment	23
1.1.5.5	MRG Segment	24
1.1.5.6	IN1 Segment	25
1.1.5.7	UAC Segment	26
1.1.5.8	ROL Segment	26
1.1.6	Responses	27
1.2	HL7v3	29
1.2.1	Required Elements	29
1.2.2	General Responses	31
1.2.3	Notable XML Elements	33
1.3	HL7 FHIR	33
1.3.1	Resource Exchange Format	34
1.3.2	Supported FHIR Versions	35
1.3.2.1	Resource Maturity-Levels	35
1.3.3	Resource Identity	36
1.3.3.1	Resource Identifiers	36
1.3.4	Resource Versioning	36
1.3.5	Resource Relationships	36
1.3.5.1	URLs in the Reference.reference Element	36
1.3.5.2	Identifiers and Type Information in the identifier and type Elements	37
1.3.5.3	Contained Resources in the contained Element	37
1.3.5.4	Recommendation	38
1.3.6	Notes on FHIR Interactions	39
1.3.6.1	Create	39
1.3.6.2	Update	39
1.3.6.3	Patch	40
1.3.6.4	Delete	40
1.3.6.5	Batch/Transaction	40
1.3.6.6	Read	40
1.3.6.7	Version-Specific Read	40
1.3.6.8	Search	41
1.3.6.9	Optimizing Feeds	42

1.3.6.10	Timezone Handling	42
1.3.6.11	Custom Operation Outcome Codes	43
1.3.6.12	Reverse Proxy Awareness	43
1.3.6.13	Automatic Resource De-Duplication	44
1.3.6.14	Processing of Patient Resources	45
1.3.6.15	Special Attributes and Extensions	45
1.3.6.16	Mobile Access to Health Documents (MHD) Handling	45
1.3.7	FHIR Operations	46
1.3.7.1	Patient User Account Creation	46
1.3.7.2	Patient User Account Deactivation	47
1.3.7.3	Patient Merge	48
1.3.8	Extensions and Profiling	48
1.3.9	Security	49
1.3.9.1	HDR Registry Integration	49
1.3.9.2	ACS Protecting HDR Resources	50
2	Appointments	51
2.1	FHIR	51
2.1.1	Tasks for Appointments	51
2.1.1.1	Form Task	53
2.1.1.2	Read Task	54
2.1.1.3	Upload Task	55
2.1.1.4	Book Appointment Task	55
2.1.2	Appointment-Independent Tasks	56
2.2	HL7v2	57
2.2.1	Add Appointment	57
2.2.1.1	Message Structure	57
2.2.1.2	Field Overview	57
3	Document Administration	59
3.1	Submit Document	60
3.1.1	Submit Document – HL7v2	60
3.1.1.1	Message Structure	60
3.1.1.2	Field Overview	61
3.1.1.3	HL7v2 Inbound Message Structure	68
3.1.1.4	HL7v2 Outbound Message Structure	69
3.2	Append Document	69
3.2.1	Append Document – HL7v2	69
3.2.1.1	Message Structure	70
3.2.1.2	Field Overview	70
3.3	Transform Document	71
3.3.1	Transform Document – HL7v2	71
3.3.1.1	Message Structure	71
3.3.1.2	Field Overview	71
3.4	Replace Document	72
3.4.1	Replace Document – HL7v2	72
3.4.1.1	Message Structure	72
3.4.1.2	Field Overview	73
3.5	Deprecate Document	74
3.5.1	Deprecate Document – HL7v2	74
3.5.1.1	Message Structure	74
3.5.1.2	Field Overview	74

4	eHealth Stroke	75
4.1	National Institutes of Health Stroke Scale (NIHSS)	75
4.2	Onset Timer	79
4.3	Vital Signs	80
4.3.1	Vital Signs Panel	83
5	Encounter Administration	85
5.1	Admit Inpatient	85
5.1.1	Admit Inpatient – HL7v2	85
5.1.1.1	Message Structure	86
5.1.1.2	Field Overview	86
5.1.2	Admit Inpatient – HL7v3	89
5.1.2.1	Message Structure	89
5.1.2.2	Inbound Message Structure	89
5.1.2.3	Outbound Message Structure	90
5.2	Register Outpatient	90
5.2.1	Register Outpatient – HL7v2	90
5.2.1.1	Message Structure	90
5.2.1.2	Field Overview	91
5.2.2	Register Outpatient – HL7v3	93
5.2.2.1	Inbound Message Structure	94
5.2.2.2	Outbound Message Structure	94
5.3	Discharge Patient	94
5.3.1	Discharge Patient – HL7v2	94
5.3.1.1	Message Structure	95
5.3.1.2	Field Overview	95
5.3.2	Discharge Patient – HL7v3	98
5.3.2.1	Inbound Message Structure	98
5.3.2.2	Outbound Message Structure	99
5.4	Cancel Admit Inpatient/Outpatient	99
5.4.1	Cancel Admit Inpatient/Outpatient – HL7v2	99
5.4.1.1	Message Structure	99
5.4.1.2	Field Overview	100
5.4.2	Cancel Admit Inpatient/Outpatient – HL7v3	102
5.4.2.1	Inbound Message Structure	102
5.4.2.2	Outbound Message Structure	103
5.5	Cancel Discharge Patient	103
5.5.1	Cancel Discharge Patient – HL7v2	103
5.5.1.1	Message Structure	103
5.5.1.2	Field Overview	104
5.5.2	Cancel Discharge Patient – HL7v3	106
5.5.2.1	Message Structure	106
5.5.2.2	Inbound Message Structure	106
5.5.2.3	Outbound Message Structure	108
5.6	Transfer Patient	108
5.6.1	Transfer Patient – HL7v2	108
5.6.1.1	Message Structure	108
5.6.1.2	Field Overview	109
5.6.2	Transfer Patient – HL7v3	111
5.6.2.1	Inbound Message Structure	111
5.6.2.2	Outbound Message Structure	113
5.7	Cancel Transfer Patient	113

5.7.1	Cancel Transfer Patient – HL7v2	113
5.7.1.1	Message Structure	113
5.7.1.2	Field Overview	114
5.8	Change Outpatient To Inpatient	116
5.8.1	Change Outpatient To Inpatient – HL7v2	116
5.8.1.1	Message Structure	116
5.8.1.2	Field Overview	117
5.8.2	Change Outpatient To Inpatient – HL7v3	119
5.8.2.1	Message Structure	119
5.9	Change Inpatient To Outpatient	120
5.9.1	Change Inpatient To Outpatient – HL7v2	120
5.9.1.1	Message Structure	120
5.9.1.2	Field Overview	121
5.9.2	Change Inpatient To Outpatient – HL7v3	123
5.9.2.1	Inbound Message Structure	123
5.9.2.2	Outbound Message Structure	123
5.10	Change Patient Identifier List	123
5.10.1	Change Patient Identifier List – HL7v2	124
5.10.1.1	Message Structure	124
5.10.1.2	Field Overview	124
5.11	Change Attending Doctor	125
5.11.1	Change Attending Doctor – HL7v2	125
5.11.1.1	Message Structure	125
5.11.1.2	Field Overview	126
5.12	Cancel Change Attending Doctor	128
5.12.1	Cancel Change Attending Doctor – HL7v2	128
5.12.1.1	Message Structure	128
5.12.1.2	Field Overview	129
5.13	Begin Leave of Absence	132
5.13.1	Begin Leave of Absence – HL7v2	132
5.13.1.1	Message Structure	132
5.13.1.2	Field Overview	133
5.14	Cancel Begin Leave of Absence	134
5.14.1	Cancel Begin Leave of Absence – HL7v2	134
5.14.1.1	Message Structure	134
5.14.1.2	Field Overview	135
5.15	End Leave of Absence	137
5.15.1	End Leave of Absence – HL7v2	137
5.15.1.1	Message Structure	137
5.15.1.2	Field Overview	138
5.16	Cancel End Leave Of Absence	140
5.16.1	Cancel End Leave Of Absence – HL7v2	140
5.16.1.1	Message Structure	140
5.16.1.2	Field Overview	141
5.17	Move Account Information	142
5.17.1	Move Account Information – HL7v2	142
5.17.1.1	Message Structure	142
5.17.1.2	Field Overview	143
5.18	Update Encounter Event	145
5.18.1	Update Encounter Event – HL7v2	145
5.18.1.1	Message Structure	145
5.18.1.2	Field Overview	146

5.19	Cancel Encounter Event	147
5.19.1	Cancel Encounter Event – HL7v2	147
5.19.1.1	Message Structure	147
5.19.1.2	Field Overview	148
5.20	Merge Patients/Encounters	150
5.20.1	Merge Patients/Encounters – HL7v2	150
5.20.1.1	Message Structure	150
5.20.1.2	Field Overview	151
5.21	Retrieve DICOM Studies – HL7v2	152
6	Forms	153
6.1	Supported Types and Their Mapping	153
6.2	Integrating Questionnaires	158
7	Observations	159
7.0.1	Unsolicited Transmission of an Observation Message	159
7.0.1.1	Message Structure	159
7.0.1.2	Field Overview	159
8	Patient Administration	162
8.1	Create Patient	162
8.1.1	Create Patient – HL7v2	162
8.1.1.1	Message Structure	163
8.1.1.2	Field Overview	164
8.1.2	Create Patient – HL7v3	166
8.1.2.1	Inbound Message Structure	166
8.1.2.2	Outbound Message Structure	168
8.2	Update Patient	169
8.2.1	Update Patient – HL7v2	169
8.2.1.1	Message Structure	169
8.2.1.2	Field Overview	170
8.2.2	Update Patient – HL7v3	172
8.2.2.1	Inbound Message Structure	172
8.2.2.2	Outbound Message Structure	175
8.3	Merge Patients	175
8.3.1	Merge Patients – HL7v2	175
8.3.1.1	Message Structure	175
8.3.1.2	Field Overview	176
8.3.2	Merge Patients – HL7v3	178
8.3.2.1	Inbound Message Structure	178
8.3.2.2	Outbound Message Structure	180
8.4	Link Patients	180
8.4.1	Link Patients – HL7v2	180
8.4.1.1	Message Structure	180
8.4.1.2	Field Overview	181
8.5	Unlink Patients	182
8.5.1	Unlink Patients – HL7v2	182
8.5.1.1	Message Structure	182
8.5.1.2	Field Overview	182
8.6	Master Patient Change	183
8.6.1	XAD-PID Change Notification – HL7v2	183
8.6.1.1	Message Structure	183
8.7	Query Patient IDs	184

8.7.1	Query Patient IDs – HL7v2	185
8.7.1.1	Message Structure	185
8.7.1.2	Field Overview	186
8.7.2	Query Patient IDs – HL7v3	187
8.7.2.1	Inbound Message Structure	187
8.7.2.2	Outbound Message Structure	188
8.8	Query Patients	191
8.8.1	Query Patients – HL7v2	192
8.8.1.1	Message Structure	193
8.8.1.2	Field Overview	194
8.8.2	Query Patients – HL7v3	196
8.8.2.1	Inbound Message Structure	196
8.8.2.2	Outbound Message Structure	197
9	User Account Administration	206
9.1	Deactivate User Account of a Patient	206
9.1.1	Deactivate User Account of a Patient – HL7v2	206
9.1.1.1	Message Structure	206
9.1.1.2	Field Overview	207
10	User-defined Tables	209
10.1	MDM Tables	209
10.1.1	Reference ID Type Codes	209

List of Figures

1 ACS Protecting HDR Resources 50

List of Tables

1	Basic Message Structure	12
2	MSH Segment Structure	19
3	EVN Segment Structure	20
4	PID Segment Structure	22
5	PV1 Segment Structure	24
6	MRG Segment Structure	24
7	IN1 Segment Structure	25
8	UAC Segment Structure	26
9	ROL Segment Structure	27
10	Fields and Cardinality for Account Creation	46
11	Fields and Cardinality for Account Deactivation	47
12	FHIR Elements for the Task Resource	51
13	FHIR Elements for the Focus Field (Form Task)	53
14	FHIR Elements for the Input Field (Read Task)	54
15	FHIR Elements for the Input Field (Upload Task)	55
16	FHIR Elements for the Task Resource - Input Field (Book Appointment Task)	55
17	Add Appointment Segments	57
18	Document Administration Supported Transactions	59
19	Message Structure Segments	60
20	Mapping from HL7 MDM message to XDS Data – SessionInfo	61
21	Mapping from HL7 MDM message to XDS Data – SubmissionInfo	62
22	Mapping from HL7 MDM message to XDS Data – DocumentMetadata	66
23	Mapping from HL7 MDM message to XDS Data – Document	68
24	Append Document Segments	70
25	Mapping from HL7 MDM message to XDS Data for Document Addendum	70
26	Transform Document Segments	71
27	Mapping from HL7 MDM message to XDS Data for Document Transform	71
28	Replace Document Segments	72
29	Mapping from HL7 MDM message to XDS Data for Document Replacement	73
30	Deprecate Document Segments	74
31	FHIR Elements for the Observation Resource NIHSS	75
32	FHIR Elements for the Observation Resource Onset Timer	79
33	FHIR Elements for the Observation Resource Vital Signs	80
34	FHIR Elements for the Observation Resource Vital Signs Panel	83

35	Available HL7 Fields/Segments Concerning Encounter Properties	85
36	Segments: Admit Inpatient	86
37	Fields relevant for the Begin Inpatient Visit Transaction	87
38	Begin Outpatient Visit Segments	90
39	Fields relevant for the Begin Outpatient Visit Transaction	92
40	End Patient Visit Segments	95
41	Fields relevant for the End Patient Visit Transaction	96
42	Cancel Patient Visit Segments	99
43	Fields relevant for the Cancel Patient Visit Transaction	101
44	Cancel End Patient Visit Segments	103
45	Fields relevant for the Cancel End Patient Visit Transaction	105
46	Delegate Patient Visit Segments	108
47	Fields relevant for the Transfer Patient Transaction	110
48	Delegate Patient Visit Segments	113
49	Fields relevant for theCancel Transfer Patient Transaction	115
50	Change Outpatient To Inpatient Segments	116
51	Fields relevant for the Change Outpatient To Inpatient Transaction	118
52	Change Inpatient To Outpatient Segments	120
53	Fields relevant for the Change Inpatient To Outpatient Transaction	122
54	Change Patient Identifier List Segments	124
55	Fields relevant for the Change Patient Identifier List Transaction	125
56	Change Attending Doctor Segments	125
57	Fields relevant for the Change Attending Doctor Transaction	127
58	Cancel Change Attending Doctor Segments	128
59	Fields relevant for the Cancel Change Attending Doctor Transaction	131
60	Begin Leave of Absence Segments	132
61	Fields relevant for the Begin Leave of Absence Transaction	133
62	Cancel Begin Leave of Absence Segments	134
63	Fields relevant for the Cancel Begin Leave of Absence Transaction	136
64	End Leave of Absence Segments	137
65	Fields relevant for the End Leave of Absence Transaction	139
66	Cancel End Leave Of Absence Segments	140
67	Fields relevant for the Cancel End Leave of Absence Transaction	142
68	Move Account Information Segments	142
69	Fields relevant for the Move Account Information Transaction	144
70	Update Encounter Event Segments	145

71	Fields relevant for the Update Encounter Event Transaction	146
72	Cancel Encounter Event Segments	147
73	Fields relevant for the Cancel Encounter Event Transaction	149
74	Merge Patients/Encounters Segments	150
75	Fields relevant for the Merge Patients/Encounters Transaction	152
76	FHIR Elements for the Questionnaire Resource	153
77	FHIR Elements for the QuestionnaireResponse Resource	153
78	Supported Item Types and their Mapping	153
79	ORU Message Segments Overview	159
80	Processable Observation Information in an ORU R01 Message	160
81	Available HL7 Fields/Segments Concerning Patient Properties	162
82	List of Segments – Create Patient	163
83	Fields Relevant for the Create Patient Transaction	165
84	List of Segments – Update Patient	169
85	Fields Relevant for the Update Patient Transaction	171
86	Merge Patient Segments	175
87	Fields Relevant for the Merge Patients Transaction	177
88	Link Patient Segments	180
89	Fields Relevant for the Link Patients Transaction	181
90	Unlink Patient Segments	182
91	Fields Relevant for the Unlink Patients Transaction	182
92	XAD-PID Change Segments	183
93	Query Patient ID Segments	185
94	Query Patient ID Responses	185
95	Fields Relevant for the Query Patient ID Transaction	186
96	Message Segment Overview	193
97	Patient Query Responses	193
98	List of data set in the QPD segment to query patients	195
99	List of Segments – Deactivate Patient	206
100	Fields Relevant for the Deactivate Patient Transaction	207

1 Introduction

This document is intended to provide a formal description of the conformity of eHealth Solutions with the standards HL7v2, HL7v3, and HL7 FHIR. It focuses on exceptions and customizations that do not comply with the HL7 standards, but are necessary for the proper functioning of eHealth Solutions.

The following chapters give an overview of the respective HL7 standard:

- > HL7v2
- > HL7v3
- > HL7 FHIR

1.1 HL7v2

The primary goal of the eHealth Solutions HL7v2 interface is to facilitate communication with third-party systems in heterogeneous healthcare environments. The eHealth Solutions HL7v2 interface is designed according to the HL7 Messaging Standard, version 2.5. Nevertheless, eHealth Solutions is able to process HL7v2 messages that conform to the standard versions 2.2, 2.3.1, 2.4, 2.5, 2.6, 2.7, (that is, 2.3 is not supported). Segments and fields that are not recognized due to the use of a higher HL7v2 standard version are ignored. The following sections describe the relevant HL7v2 messages in detail. Messages and trigger events not listed in these sections are not supported by eHealth Solutions and will result in an error response.



Warning

When sending HL7 V2 ADT messages to the PIXPDQ which are then forwarded to the ADT Interface on the Source, please pay attention to which data you submit. Ensure especially that you only submit *one* source patient identifier per request to the PIXPDQ and that it is the *correct* one respectively to the Source that is queried.

1.1.1 Transport Protocol: MLLP

The HL7v2 standard defines the Minimal Lower Layer Protocol (MLLP) as its message transport mechanism, the eHealth Solutions infrastructure uses this protocol to process both incoming and outgoing HL7 messages. The MLLP defines special start and stop bytes to demarcate HL7 messages in a TCP stream. The start byte is 0x0b (ASCII vertical tab character). The stop bytes are 0x1c (ASCII Field Separator Character) and 0x0d (ASCII Carriage Return), transmitted in sequence.

Table 1: Basic Message Structure

<VT>		<FS>	<CR>
(hex 0x0b)	HL7 message payload goes here	(hex 0x1c)	(hex 0x0d)

1.1.2 Security

HL7v2 in itself does not define any security measures, but in compliance to the IHE *Audit Trail and Node Authentication* (ATNA) Integration Profile HL7v2 communication must be secured. This is done by encrypting messages using the TLS protocol; mutual authentication of both sender (TLS client authentication) and receiver is also a mandatory part of this process. Encryption can be enabled in the HL7 connector configuration and requires a valid digital certificate to be provided in a Java Keystore File (*.jks). Administrators are strongly encouraged to disable unencrypted communication in productive systems, as HL7v2 messages in most cases contain personally identifiable information.

1.1.3 Message Encoding

HL7v2 messages are encoded according to the standard ER7 (“Encoding Rules 7”) rules, which describe data segments, fields, components and subcomponents of variable length that are separated by special delimiter characters. ER7 defines the following default delimiter characters:

- Field Separator: |
- Component Separator: ^
- Subcomponent Separator: &
- Field Repetition Separator: ~
- Escape Character: \

Messages may specify custom delimiter characters in the MSH segment, though this is highly discouraged for interoperability reasons. The character immediately following the literal String “MSH” specifies the field separator. The rest of the delimiter characters are defined in MSH-2: component separator, repetition separator, escape character and subcomponent separator, in that respective order. The character encoding itself may be specified in MSH-18. This approach to specify the character encoding is obviously problematic, as the MSH segment needs to be parsed on a best-effort basis to read MSH-18, and then re-parsed using the character encoding found in MSH-18. For this reason, eHealth Solutions ignores MSH-18 and uses a static character encoding defined in the configuration.



Note

It is highly recommended to use UTF-8 to ensure the correct processing of messages. eHealth Solutions can be configured to honor MSH-18 if a statically configured character encoding cannot be used due to restrictions in the domain (e.g., multiple sending systems that each use a different character encoding). As outlined above, this approach is strongly discouraged.

1.1.4 Data Types

This section provides an overview of the most commonly used HL7v2 data types in eHealth Solutions. HL7 versions before 2.4 define very limiting restrictions on the maximum allowed length of many field/s/components. As an example, the combined length of all patient identifiers (PID-3) must not exceed 20 characters, which makes it virtually impossible to use real-world identifiers. For this reason, eHealth Solutions is much more lenient when it comes to the maximum allowed length of components and sub-components. This is true regardless of which HL7 version is used by the sending system. The following paragraphs always state the maximum allowed length of all components. Messages that exceed this maximum length will result in an error response.

- **CWE – Coded with Exceptions**
- **CX – Extended Composite ID with Check Digit**
- **HD – Hierarchic Designator**
- **XAD – Extended Address**
- **XCN – Extended Composite ID Number And Name**
- **XPN – Extended Person Name**
- **XTN – Extended Telecommunication Number**

1.1.4.1 CWE – Coded with Exceptions

All components of this type are optional and can hold up to and including 255 characters. CWE values without CWE-1 usually do not make sense, sending systems should thus avoid sending such values. Only the following CWE components are processed, all other components are ignored:

- CWE-1: Identifier/Code, e.g., "F".
- CWE-2: Text, e.g., "Female".
- CWE-3: Name of Coding System, e.g., "Gender".

Example 1: CWE – Language Code

```
en^English^ISO 639
```

1.1.4.2 CX – Extended Composite ID with Check Digit

The only required component of the CX type is CX-1. Feed messages additionally require a valid CX-4 component, e.g., for patient identifiers transmitted in PID-3. Only the following CX components are processed, all other components are ignored:

- CX-1: ID Number. This component can hold up to and including 255 characters.
- CX-4: Assigning Authority. This component is of the type HD (see below).
- CX-5: Identifier Type Code. Only values from HL7 table 0203 – *Identifier Type* are allowed. Source patient identifiers must use "PI" as the identifier type code.

Example 2: CX – Source Patient Identifier

```
patientId3978^^^My Local Clinic&1.2.123.27.1974&ISO^PI
```

1.1.4.3 HD – Hierarchic Designator

In the HL7 standard, all components are optional, but eHealth Solutions requires a value for HD-2. All HD components can be processed:

- HD-1: Namespace ID. This component can hold up to and including 255 characters.
- HD-2: Universal ID. eHealth Solutions can only process universal IDs in the ISO OID format, other universal ID types are not supported. This component can hold up to and including 255 characters.
- HD-3: Universal ID Type. The only supported value is "ISO" (for ISO OIDs). Sending systems may leave this empty, in which case "ISO" will be assumed by the eHealth Solutions infrastructure.

Example 3: HD – Patient Assigning Authority

```
My Local Clinic&1.2.123.27.1974&ISO
```

1.1.4.4 XAD – Extended Address

All components of this type are optional and can hold up to and including 255 characters. Only the following XAD components are processed, all other components are ignored:

- XAD-1.1: Street or Mailing Address. This field should only be used if sending systems cannot transmit the street name and dwelling number in separate fields. The value in this field is thus used as a fallback if both XAD-1.2 and XAD-1.3 are empty.
- XAD-1.2: Street Name. This field should be preferred if sending systems can transmit street names and dwelling numbers in separate fields.
- XAD-1.3: Dwelling Number. This field should be preferred if sending systems can transmit street names and dwelling numbers in separate fields.

- XAD-3: City
- XAD-4: State or Province.
- XAD-5: Zip or Postal Code.
- XAD-6: Country.
- XAD-7: Address Type. Only values from HL7 table 0190 – *Address Type* are allowed. The address type *L* (*Legal Address*) has special meaning in eHealth Solutions: It denotes the main address of a person. A person may have only one main address.

Example 4: XAD – Structured Patient Address

```
&Main Street&17^^London^Greater London^SW1P 2LD^GB^L
```

Example 5: XAD – Unstructured Patient Address

```
Main Street 17^^London^Greater London^SW1P 2LD^GB^L
```

1.1.4.5 XCN – Extended Composite ID Number And Name

In the HL7 standard, all components are optional, but eHealth Solutions requires a value for both XCN-1 and XCN-9, otherwise the field value will be ignored. All components of this type can hold up to and including 255 characters. Only the following XCN components are processed, all other components are ignored:

- XCN-1: ID Number. This component must have a value, otherwise the entire XCN value will be ignored by eHealth Solutions.
- XCN-2-1: Surname.
- XCN-3: Given Name.
- XCN-4: Second and further given names.
- XCN-5: Suffix, e.g., “Jr”.
- XCN-6: Prefix, e.g., “Mr”.
- XCN-9: Assigning Authority. This component must have a valid HD value, otherwise the entire XCN value will be ignored by eHealth Solutions.
- XCN-10: Name Type Code. Only values from HL7 table 0200 – *Name Type* are allowed. The only exception of this role is the “PN” name type, which is ignored by eHealth Solutions (the MPI generates its own phonetic names internally). The name type *L* (*Legal Name*) has special meaning in eHealth Solutions: It denotes the main name of a person (the name that is displayed in the user interface). A person may have only one main name.
- XCN-13: Identifier Type Code. Only values from HL7 table 0203 – *Identifier Type* are allowed.
- XCN-21: Professional Suffix, e.g., “MD”, “PhD”.

Example 6: XCN – Physician Identifier And Name

```
1234^Watson^John^H.^Jr.^Dr.^My Local Clinic&1.2.123.27.1974&ISO^L^^^DN^^^^^^^MD
```


- XTN-9: Any Text, e.g., “only during office hours”. Only used if XTN-12 is empty, see the description of the fallback mechanism below.
- XTN-12: Unformatted Telephone Number. This is the preferred way of transmitting a telecommunication address, with the exception of email addresses that must be transmitted in XTN-4.

In the case of telephone numbers, eHealth Solutions uses the following fallback mechanism to parse received numbers:

- If present, use the unformatted telephone number from XTN-12. The internal telephone number representation used in eHealth Solutions is always in this unstructured format.
- Else use the structured telephone number from XTN-5, XTN-6, XTN-7, XTN-8 and XTN-9 – if any of those components has a value.
- Else use the deprecated unstructured telephone number from XTN-1.

Example 8: XTN – Landline Phone Number

```
^PRN^PH^^^^^^^^^^+43 512 1234567
```

Example 9: XTN – Email Address

```
^WPN^Internet^john.watson@mycompany.com
```

1.1.5 Common Segments

This section provides a detailed description of the HL7 segments that are supported by eHealth Solutions. Some segments are used in every HL7 message (e.g., MSH), whereas others are only used in specific contexts (e.g., TXA in document administration). The fields that are required in a given segment heavily depend on the transaction that is to be executed. Some segments, however, have static requirements that are the same for all transactions. These requirements are stated in the following sections:

- MSH Segment
- EVN Segment
- PID Segment
- PV1 Segment
- MRG Segment
- IN1 Segment
- UAC Segment
- ROL Segment

Please note that these listings will not be repeated in the detailed transaction descriptions due to brevity considerations. A reference to this chapter will be provided instead.

Order is important to both segments and fields inside the segment, since HL7 is order-sensitive. The HL7 Standard defines the ordering for all messages.

1.1.5.1 MSH Segment

Every HL7v2 message requires the MSH segment to be the first segment of the message. Additional segments may be required for individual messages, this is determined by the message type and trigger event defined in MSH-9.

Table 2 shows a detailed field description of the MSH (Message Header) segment for all transactions.

Example 10 shows the correct message header of an HL7v2 message.

Example 10: HL7v2 Message Header

```
MSH|^~\&|Sending Application^1.1.2.1.1^ISO|Sending Facility^1.1.2^ISO|Receiving Application  
^1.1.1.1.1^ISO|Receiving Facility^1.1.1^ISO|20141001233656||ADT^A01|1412199415701|P  
|2.5|||AL
```

Ensure that all required fields and components are specified.

Example 11 shows an incorrect HL7v2 message header with a missing sendingFacility field.

Example 11: Incorrect HL7v2 Message Header

```
MSH|^~\&|Sending Application^1.1.2.1.1^ISO||Receiving Application^1.1.1.1.1^ISO|Receiving  
Facility^1.1.1^ISO|20141001233656||ADT^A01|1412199415701|P|2.5|||AL
```

Example 12 shows an incorrect HL7v2 message header with missing identifier and ISO OID in the fields sendingApplication, sendingFacility, receivingApplication and receivingFacility.

Example 12: Incorrect HL7v2 Message Header

```
MSH|^~\&|Sending Application|Sending Facility|Receiving Application|Receiving Facility  
|20141001233656||ADT^A01|1412199415701|P|2.5|||AL
```

Incorrect messages with missing segments or elements cannot be processed and lead to an error, see Section 1.1.6.

MSH-1 – Field Separator

This field specifies the delimiter character that should be used to demarcate individual fields in the HL7 message. The field separator is the first single character that follows the literal string “MSH” at the very beginning of the message. The default and thus recommended field separator is the “|” (pipe) character.

MSH-2 – Encoding Characters

This field contains the following four delimiter characters in the given order: the component separator, repetition separator, escape character, and subcomponent separator. The default and thus recommended delimiter characters are: “^&~\”

MSH-3 – Sending Application

This is a required field. This field uniquely identifies the sending application among all other applications within the Affinity Domain. eHealth Solutions mandates that MSH-3-2 (Universal ID) contains a valid ISO OID. This implies that MSH-3-3 always must contain the value “ISO”, which is the HL7 code for the ISO OID Universal ID Type.

MSH-4 – Sending Facility

This is a required field. This field uniquely identifies the sending facility within the Affinity Domain. In most use cases this field will contain the identifier of the organization that hosts the sending application (e.g., hospital, primary care center etc.). eHealth Solutions mandates that MSH-4-2 (Universal ID) contains a valid ISO OID. This implies that MSH-4-3 always must contain the value “ISO”, which is the HL7 code for the ISO OID Universal ID Type.

MSH-5 – Receiving Application

This is a required field. This field uniquely identifies the receiving application among all other applica-

tions within the Affinity Domain. eHealth Solutions mandates that MSH-5-2 (Universal ID) contains a valid ISO OID. This implies that MSH-5-3 always must contain the value "ISO", which is the HL7 code for the ISO OID Universal ID Type.

⋮ MSH-6 – Receiving Facility

This is a required field. This field uniquely identifies the receiving facility within the Affinity Domain. In most use cases this field will contain the identifier of the organization that hosts the receiving application (e.g., the central hospital in the Affinity Domain). eHealth Solutions mandates that MSH-6-2 (Universal ID) contains a valid ISO OID. This implies that MSH-6-3 always must contain the value "ISO", which is the HL7 code for the ISO OID Universal ID Type.

⋮ MSH-7 – Date/Time Of Message

This field contains the date/time that the sending system created the message. eHealth Solutions ignores this field, but it is required by the HL7 standard.

⋮ MSH-9 – Message Type

This field contains the message code (MSH-9-1), trigger event (MSH-9-2) and in some cases the message structure (MSH-9-3) of the message.

⋮ MSH-10 – Message Control ID

The unique ID of the message. This ID is used in the MSA segment of response messages to correlate the request with the response message.

⋮ MSH-11 – Processing ID

This field contains the processing mode of the message. eHealth Solutions ignores this field, but it is required by the HL7 standard. Sending systems should always use the value "P" (for "Production").

⋮ MSH-12 – Version ID

Defines the version of the HL7 standard that is used by this message. Among other things, this field has strong impact on the format of response messages. If unsure, sending systems should use version 2.5, as this gives access to the more modern error handling approach introduced in HL7 version 2.5.

⋮ MSH-18 – Character Set

Defines the character encoding of the message. This field is usually ignored, as specified in the "Message Encoding" section. If eHealth Solutions is configured to honor this field, only the first repetition will be evaluated.

Table 2: MSH Segment Structure

HL7 Path	Data Type	Repeatable	Presence
MSH-1 – Field Separator	ST	No	Required
MSH-2 – Encoding Characters	ST	No	Required
MSH-3 – Sending Application	HD	No	Required
MSH-4 – Sending Facility	HD	No	Required
MSH-5 – Receiving Application	HD	No	Required
MSH-6 – Receiving Facility	HD	No	Required
MSH-7 – Date/Time Of Message	TS	No	Not processed
MSH-9 – Message Type	MSG	No	Required
MSH-10 – Message Control ID	ST	No	Required
MSH-11 – Processing ID	PT	No	Required
MSH-12 – Version ID	VID	No	Required
MSH-18 – Character Set	ID	Yes	Optional

1.1.5.2 EVN Segment

Table 3 shows a detailed field description of the EVN (Event Type) segment for all transactions. This segment contains additional information about the real-world event that triggered a HL7 message. Entries in fields which are not listed in the table will be ignored.

EVN-2 – Recorded Date/Time

The date/time that the real-world event was recorded. eHealth Solutions ignores this field, but it is required by the HL7 standard.

EVN-5 – Operator ID

The person that triggered the message. The value of this field is used in audit logs, it is thus recommended to always provide a meaningful value here. HL7 allows repetitions of this field, but eHealth Solutions only evaluates the first repetition.

EVN-7 – Event Facility

The organization/facility where the real-world event occurred. This field can only be used if the message uses HL7 version 2.4 or newer. The field is only evaluated for patient and encounter feed messages. It provides a fallback value in case PID-34 does not specify a value.

Table 3: EVN Segment Structure

HL7 Path	Data Type	Repeatable	Presence
EVN-2 – Recorded Date/Time	TS	No	Not processed
EVN-5 – Operator ID	XNC	No	Optional
EVN-7 – Event Facility	HD	No	Optional; required in ELGA



Note

If the EVN-5-1 segment (User ID) is empty, the concatenated value of EVN-5-3 (First Name) and EVN-5-2-1 (Last Name) is used as a fallback user ID. Note that this behavior is not covered in the HL7 Standard.

1.1.5.3 PID Segment

Table 4 shows a detailed field description of the PID (Patient Identification) segment for all patient- and encounter-related transactions. For feed messages, eHealth Solutions imposes the following restrictions on the patient identifiers transmitted in PID-3:

- One of the identifiers must uniquely identify the patient within the entire Affinity Domain. eHealth Solutions uses the term *Source Patient Identifier* for this type of identifier. It is possible that multiple source patient identifiers are listed in PID-3, but this is not recommended. A single source patient identifier suffices.
- Additional identifiers may be listed, e.g., social security number, driver license number, national person identifier etc. In the real world, these identifiers also uniquely identify a patient. But from the perspective of the eHealth Solutions MPI, these identifiers do not qualify as source patient identifiers. For example, a patient may visit multiple healthcare providers in an Affinity Domain. The social security number will be the same for all providers, so it cannot be used to uniquely identify a patient that is transferred by a healthcare provider.

PID-3 – Patient Identifier List

The identifiers of the patient, e.g., source patient identifier, social security number, driver license num-

ber. At least one patient identifier must be present in this field for every HL7 message that contains a PID segment.

☺ PID-5 – Patient Name List

The names of the patient. At least one patient name must be present in this field for every HL7 message that contains a PID segment.

☺ PID-6 – Mother’s Maiden Name

The birth name of the patient’s mother. The HL7 standard allows repetitions of this field, but eHealth Solutions only evaluates the first repetition. Only subcomponent PID-6-1-1 (Last Name) is processed, all other components are ignored.

☺ PID-7 – Date/Time of Birth

The birth date of the patient. It is usually sufficient to specify the birth date without the time components (hours, minutes etc.). If time components are transmitted, please make sure that they correspond to the local time of the sending system and not to UTC. Otherwise, eHealth Solutions’s PIXPDQ will transform the value to the local time valid for the region in which the PIXPDQ is operated and the birth date will in some cases differ from the one sent.

☺ PID-8 – Administrative Sex

The sex of the patient. Allowed values are defined in HL7 table 0001 – *Administrative Sex*: **M** (Male), **F** (Female), **O** (Other), **U** (Unknown), **A** (Ambiguous), **N** (Not Applicable). eHealth Solutions will use **U** as a fallback if the sending system does not specify a value for this field or if the value is not recognized.

☺ PID-11 – Patient Address List

The addresses of the patient, e.g., living address, work address etc.

☺ PID-13 – Home Phone Number List

Despite the name, this field is not only used to specify telephone numbers, but can really be used to define all kinds of personal telecommunication addresses (e.g., cell phone number, e-mail address etc.) for the patient. The transmission of e-mail addresses requires special attention; please consult the XTN section in this document for further information. The telecommunication use code **PRN** is used as a fallback for all repetitions that do not specify a value in XTN-2.

☺ PID-14 – Business Phone Number List

Despite the name, this field is not only used to specify telephone numbers, but can really be used to define all kinds of business-related telecommunication addresses (e.g., cell phone number, email address etc.) for the patient. The transmission of email addresses requires special attention, please consult the XTN section in this document for further information. The telecommunication use code **WPN** is used as a fallback for all repetitions that do not specify a value in XTN-2.

☺ PID-15 – Primary Language

The native language of the patient. To ensure interoperability with other vendors it is recommended to use ISO table 639 codes as values of this field.

☺ PID-16 – Marital Status

The marital status of the patient. Allowed values are defined in HL7 table 0002 – *Marital Status*.

☺ PID-17 – Religion

The religious affiliation of the patient. Allowed values are defined in HL7 table 0006 – *Religion*.

☺ PID-18 – Patient Account Number

The patient account number of the patient. This field does not represent a patient identifier, it should not be confused with PID-3. Depending on the message type, this field can have several functions in eHealth Solutions: if the message is not an encounter message this field will be ignored; else if PV1-19 is empty the field will be used as the encounter identifier; else (PV1-19 has a value) the field will be used to group multiple patient encounters under one patient account. The “Move Patient Account”

transaction can be used to move this encounter groups between patients. An encounter message is rejected if both PID-18 and PV1-19 are empty.

••• PID-24 – Multiple Birth Indicator

Indicates whether the patient is part of a multiple birth. Allowed values are **N** and **Y**. eHealth Solutions uses **N** if no value is specified in this field. This field will be ignored if PID-25 contains a value: **Y** is assumed in this case.

••• PID-25 – Birth Order

The birth order of the patient, if it was part of a multiple birth. Only positive natural numbers are allowed in this field.

••• PID-26 – Citizenships

The citizenship of the patient. To ensure interoperability with other vendors, it is recommended to use ISO table 3166 codes as values for this field.

••• PID-29 – Patient Death Date/Time

The death date of the patient. It is usually sufficient to specify the death date without the time components (hours, minutes etc.). When a value is given here, it will be validated against the birth date (PID-7) that necessarily has to contain an earlier date.

••• PID-30 – Patient Death Indicator

Indicates whether the patient has already died. Allowed values are **N** and **Y**. eHealth Solutions uses **N** if no value is specified in this field. This field will be ignored if PID-29 contains a value: **Y** is assumed in this case.

••• PID-31 – Identity Unknown Indicator

Indicates whether the patient’s identity has been established sufficiently. A frequent use case for this field is a medical emergency where no identity document of the patient is at hand. Such patients are usually assigned temporary identifiers and dummy names. Possible values are **N** and **Y**. **N** is used as a default when the field is left empty.

••• PID-34 – Last Update Facility

This field is only evaluated for patient and encounter feeds: It represents the organization/facility that is sending the feed. It is recommended to use the same value that is used for the assigning authority of the source patient identifier (PID-3.4). This field is not mandatory, but eHealth Solutions requires a last update facility for patient feeds. EVN-7 and MSH-4 will be used as fallbacks if no value is specified here. Note that the PID-34 element has a special meaning when clients execute a Source Patient query, see [Section 8.8](#).

Table 4: PID Segment Structure

HL7 Path	Data Type	Repeatable	Presence
PID-3 – Patient Identifier List	CX	Yes	Required
PID-5 – Patient Name List	XPN	Yes	Required
PID-6 – Mother’s Maiden Name	XPN	No	Optional
PID-7 – Date/Time of Birth	TS	No	Optional
PID-8 – Administrative Sex	IS	No	Optional
PID-11 – Patient Address List	XAD	Yes	Optional
PID-13 – Home Phone Number List	XTN	Yes	Optional
PID-14 – Business Phone Number List	XTN	Yes	Optional
PID-15 – Primary Language	CE	No	Optional

Table 4: PID Segment Structure 

HL7 Path	Data Type	Repeatable	Presence
PID-16 – Marital Status	CE	No	Optional
PID-17 – Religion	CE	No	Optional
PID-18 – Patient Account Number	CX	No	Conditionally Required
PID-24 – Multiple Birth Indicator	ID	No	Optional
PID-25 – Birth Order	NM	No	Optional
PID-26 – Citizenships	CE	Yes	Optional
PID-29 – Patient Death Date/Time	TS	No	Optional
PID-30 – Patient Death Indicator	ID	No	Optional
PID-31 – Identity Unknown Indicator	ID	No	Optional
PID-34 – Last Update Facility	HD	No	Optional

1.1.5.4 PV1 Segment

Table 5 shows a detailed field description of the PV1 (Patient Visit) segment. This segment contains information about a patient’s visit in a healthcare facility. eHealth Solutions commonly uses *patient encounter* as an alternative term for visits.

⋮ PV1-2 – Patient Class

The class/type of the patient in the context of the encounter. This field is required in the HL7 standard, so it is recommended to always provide a value here. eHealth Solutions treats the field as optional though, as the patient class can be determined by the message trigger event. The following patient classes are supported, all other values are ignored: **E** (Emergency), **I** (Inpatient), **N** (Not Applicable), **B** (Obstetrics), **O** (Outpatient), **P** (Pre-Admission), **R** (Recurring Patient) and **U** (Unknown).

⋮ PV1-3 – Assigned Patient Location

The location of the patient in the context of the encounter. eHealth Solutions only processes PV1-3-4 (Facility), all other components are ignored. This field is optional for most transactions.

⋮ PV1-6 – Prior Patient Location

The location of the patient prior to the current encounter event. This field is mandated by some IHE patient encounter transactions, but eHealth Solutions does not process it.

⋮ PV1-7 – Attending Doctor

The doctor that treats the patient in the context of the encounter. The HL7 standard allows repetitions of this field, but eHealth Solutions only processes the first repetition.

⋮ PV1-8 – Referring Doctor

The doctor that referred the patient to the current healthcare facility (see PV1-3). The HL7 standard allows repetitions of this field, but eHealth Solutions only processes the first repetition.

⋮ PV1-15 – Ambulatory Status

The ambulatory status and special requirements (e.g., wheelchair accessibility) of the patient. Allowed values are defined in HL7 table 0009 – *Ambulatory Status*.

⋮ PV1-19 – Visit Number

The unique identifier of the patient encounter. If no value is present, PID-18 will be used as a fallback encounter identifier. It is strongly recommended to use PV1-19 as the encounter identifier, and use PID-18 only to group encounters under a common patient encounter (if desired). It should be noted

that this field is not intended to identify a specific encounter event (e.g., inpatient admission), but the patient encounter (a sequence of individual encounter events) as a whole.

⋮ PV1-44 – Admit Date/Time

The timestamp of the inpatient admission or registration at the healthcare facility (for ambulatory encounters). This timestamp is mandatory for each HL7 message that starts a new patient encounter, but is ignored in all subsequent messages that pertain to the same encounter. It is thus not possible to change the encounter start timestamp at a later point in time.

⋮ PV1-45 – Discharge Date/Time

The timestamp of the patient discharge. This timestamp is mandatory for each HL7 message that end-/finalizes a patient encounter, but is ignored in all other messages that pertain to the same encounter.

Table 5: PV1 Segment Structure

HL7 Path	Data Type	Repeatable	Presence
PV1-2 – Patient Class	IS	No	Optional
PV1-3 – Assigned Patient Location	PL	No	Conditionally Required
PV1-6 – Prior Patient Location	PL	No	Optional
PV1-7 – Attending Doctor	XCN	No	Conditionally Required
PV1-8 – Referring Doctor	XCN	No	Optional
PV1-15 – Ambulatory Status	IS	Yes	Optional
PV1-19 – Visit Number	CX	No	Conditionally Required
PV1-44 – Admit Date/Time	TS	No	Conditionally Required
PV1-45 – Discharge Date/Time	TS	No	Conditionally Required

1.1.5.5 MRG Segment

Table 6 shows a detailed field description of the MRG (Merge Patient Information) segment for all transactions that require it. This segment contains information about an obsolete/prior patient record. eHealth Solutions uses the term *recessive patient* for this patient record.

⋮ MRG-1 – Prior Patient Identifier List

The patient identifiers of the obsolete/prior patient. This field is the functional equivalent of PID-3, but for the obsolete instead of the active patient. It is highly recommended to only list the single source patient identifier of the obsolete patient here, all other identifiers (e.g., social security number etc.) should be left out.

⋮ MRG-3 – Prior Patient Account Number

The patient account number of the obsolete/prior patient.

⋮ MRG-7 – Prior Patient Name List

The names of the obsolete/prior patient. eHealth Solutions uses this field for logging purposes only, it may be left out completely.

Table 6: MRG Segment Structure

HL7 Path	Data Type	Repeatable	Presence
MRG-1 – Prior Patient Identifier List	CX	Yes	Required
MRG-3 – Prior Patient Account Number	CX	No	Optional
MRG-7 – Prior Patient Name List	XPN	Yes	Optional

1.1.5.6 IN1 Segment

Table 7 shows a detailed field description of the IN1 (Insurance Segment) segment for all patient- and encounter-related transactions. This segment contains information about the patient’s insurance policies, it is always optional.

IN1-1 – Set ID

The unique ID of this segment. Multiple IN1 segments may be specified per message, each segment is assigned a unique set ID. Set IDs are consecutive integers, the first occurrence of the IN1 segment has set ID “1”.

IN1-2 – Insurance Plan ID

The unique identifier of the insurance plan. eHealth Solutions only processes IN1-2-1 (ID number), all other components are ignored. The insurance plan identifier can hold up to and including 255 characters.

IN1-3 – Insurance Company ID

The unique identifier of the company that issued the insurance plan. The HL7 standard allows repetitions of this field, but eHealth Solutions only processes the first repetition.

IN1-4 – Insurance Company Name

The name of the company that issued the insurance plan. eHealth Solutions only processes IN1-4-1 (Organization Name), all other components are ignored. The insurance company name can hold up to and including 255 characters. The HL7 standard allows repetitions of this field, but eHealth Solutions only processes the first repetition.

IN1-5 – Insurance Company Address

The address of the insurance company.

IN1-36 – Policy Number

The insured’s policy number for unique identification of the patient’s plan.

IN1-49 – Insured’s ID Number

The ID of the insured as issued by the healthcare institution.

Table 7: IN1 Segment Structure

HL7 Path	Data Type	Repeatable	Presence
IN1-1 – Set ID	SI	No	Required
IN1-2 – Insurance Plan ID	CE	No	Required
IN1-3 – Insurance Company ID	CX	No	Required
IN1-4 – Insurance Company Name	XON	No	Optional

Table 7: IN1 Segment Structure 

HL7 Path	Data Type	Repeatable	Presence
IN1-5 – Insurance Company Address	XAD	Yes	Optional
IN1-36 – Policy Number	ST	No	Optional
IN1-49 – Insured’s ID Number	CX	Yes	Optional

1.1.5.7 UAC Segment

The UAC (User Authentication Credential) segment is optional and non-repeating. However, once the segment is used, the fields marked with *Required* are mandatory. In the message hierarchy, the UAC segment occurs immediately after the SFT segment (software version ID), or, if this segment is not present, immediately after the MSH segment. More specific information on the use of the UAC segment can be found in the description of the relevant transactions.

Table 8 shows the field description of the UAC (User Authentication Credential) segments relevant for eHealth Solutions. eHealth Solutions ignores entries that are not contained in the following list.

UAC-1-1 - Identifier

Type of the data submitted in field UAC-2-5. eHealth Solutions limits it to JWT in the context of **Patient Administration** and to SAML in the context of **Document Administration**. The field UAC-1-1 is required if the UAC segment is submitted.

UAC-2-2 - Type Of Data

The field UAC-2-2 is required if the UAC segment is submitted. However, eHealth Solutions does not process it.

UAC-2-4 - Encoding

The type of encoding of the data specified in field UAC-2-5. The following options are available: Base64 or A / plain (plain is not recommended). The field UAC-2-4 is required if the UAC segment is submitted.

UAC-2-5 - Data

Data to be sent. eHealth Solutions limits it to JWT in the context of **Patient Administration** and to SAML in the context of **Document Administration**. The field UAC-2-5 is required if the UAC segment is submitted.

Table 8: UAC Segment Structure

HL7 Path	Data Type	Repeatable	Presence
UAC-1-1 - Identifier	ST	No	Required
UAC-2-2 - Type Of Data	ID	No	Required; Not processed
UAC-2-4 - Encoding	ID	No	Required
UAC-2-5 - Data	ST	No	Required

1.1.5.8 ROL Segment

The ROL (Role) segment transmits information about persons being involved in the clinical process. It is optional and repeatable. Once the ROL segment is used, the fields marked with *Required* are mandatory.

The positional location of the ROL segment in ADT messages indicates the relationship.

- If the segment is used after the IN3 segment, and the role-ROL value is either PP (Primary Care Provider) or FHCP (Family Health Care Professional), PP or FHCP refers to the health plan.

- If the segment is used after the PID segment, and the role-ROL value is PP or FHCP, PP or FHCP refers to the person.
- If the segment is used following the PV2 segment, and the role-ROL value is PCP or FHCP, PP or F HCP refers to the patient visit.

More specific information on the use of the ROL segment can be found in the description of the relevant transactions.

Table 9 shows the field description of the ROL segments relevant for eHealth Solutions. eHealth Solutions ignores entries that are not contained in the following list.

⋮ ROL-2 - Action Code

This field reveals the intent of the message.

⋮ ROL-3 - Role-ROL

This field indicates the functional involvement with the activity being transmitted.

⋮ ROL-4 - Role Person

This field identifies the person acting in this role. This can either be done by the identifier or the name.

Table 9: ROL Segment Structure

HL7 Path	Data Type	Repeatable	Presence
ROL-2 - Action Code	ID	No	Required
ROL-3 - Role-ROL	CE	No	Required
ROL-4 - Role Person	XCN	Indefinitely	Required

1.1.6 Responses

The HL7 standard uses the term *Acknowledgement* for response messages. Each request message is acknowledged by a corresponding response message. Response messages usually only contain a success indicator and, in the case of error responses, additional error information. The sole exception to this rule of thumb are query responses, which additionally contain the results of the query. HL7 versions up to and including 2.4 only provide very limited error reporting: It is not possible to return custom, application-specific error codes to the sending system. This severely limits a sender's capability to automatically react to predefined, recognized error cases. It is thus recommended that sending systems use HL7 version 2.5 or higher, which enables them to receive and process eHealth Solutions application error codes. The following example illustrates both a success and error acknowledgement for legacy HL7v2 versions (2.4 and older):

Example 13: Success Acknowledgement – Version 2.4 and older

```
MSH|^~\&|ITH MPI^1.1.1.1^ISO|ITH Community^1.1.1^ISO|My Sending Application^1.1.2.1.1^ISO|
My Local Clinic^1.1.2^ISO|20180626112015.613+0200||ACK^A01^ACK|7a0a01fe-5d3c-4cfc-9855-
186139f40b4e|P|2.3.1|||UNICODE UTF-8
MSA|AA|fdfe7eeb-a8da-4d31-9e7f-407b4922c24d|||0
```

Example 14: Error Acknowledgement – Version 2.4 and older

```
MSH|^~\&|ITH MPI^1.1.1.1^ISO|ITH Community^1.1.1^ISO|My Sending Application^1.1.2.1.1^ISO|
My Local Clinic^1.1.2^ISO|20180626112015.613+0200||ACK^A01^ACK|7a0a01fe-5d3c-4cfc-9855-
186139f40b4e|P|2.3.1|||UNICODE UTF-8
MSA|AE|52de5e91-a118-4f9c-be8f-56270171dbd6|A patient was expected, but no patient is
defined in the request!|||207
ERR|^|^207
```

In the above examples, MSA-1 contains the acknowledgement code that indicates overall success or failure of the request. eHealth Solutions only supports the original acknowledgement mode, which implies that only the following acknowledgement codes will be returned:

- AA: Application Accept. This code indicates that the request succeeded.
- AE: Application Error. This code indicates a request that failed due to the receiving system detecting or causing an error. The vast majority of error situations result in this acknowledgement code.
- AR: Application Reject. This code indicates a message that has been rejected. This acknowledgment code is usually returned for errors in the underlying messaging infrastructure (timeout, unsupported message type etc.).

MSA-2 mirrors the message control ID of the request message that is being acknowledged; this field thus directly relates to MSH-10 of the request message. As shown in the example, MSH-3 contains the human-readable error message. The ERR segment is very limited and only contains the HL7 error code, in the case of the example “207” (Application Internal Error). This situation changes in case HL7v2.5 or newer is used, as shown in the following examples:

Example 15: Success Acknowledgement – Version 2.5 and newer

```
MSH|^~\&|ITH MPI^1.1.1.1.1^ISO|ITH Community^1.1.1^ISO|My Sending Application^1.1.2.1.1^ISO|
My Local Clinic^1.1.2^ISO|20180626112015.613+0200||ACK^A01^ACK|7a0a01fe-5d3c-4cfc-9855-
186139f40b4e|P|2.5|||UNICODE UTF-8
MSA|AA|fdfe7eeb-a8da-4d31-9e7f-407b4922c24d|||0
```

Example 16: Error Acknowledgement – Version 2.5 and newer

```
MSH|^~\&|ITH MPI^1.1.1.1.1^ISO|ITH Community^1.1.1^ISO|My Sending Application^1.1.2.1.1^ISO|
My Local Clinic^1.1.2^ISO|20180626112015.613+0200||ACK^A01^ACK|7a0a01fe-5d3c-4cfc-9855-
186139f40b4e|P|2.5|||UNICODE UTF-8
MSA|AE|4b87d88f-dd97-42f3-9df3-725cf73114df
ERR||207|E|F-M-MPI-31004^HL70533||An invalid social security number was detected in the
request!
ERR||207|E|F-M-MPI-30001^HL70533||The validation of inbound request data failed due to
missing required information.
```

The only field that changes for success acknowledgements is the HL7 version ID, MSH-12. On the other hand, substantial structural changes exist for error acknowledgements:

- The MSA segment does not contain the HL7 error code and the error message anymore.
- Multiple ERR segments can be present in the response. Each ERR segment represents a distinct error or warning that has been generated by eHealth Solutions.
- ERR-3 now contains the HL7 error code, in the example above “207” (Application Internal Error).
- ERR-4 contains the problem severity. eHealth Solutions only uses the **W** (Warning) and **E** (Error) severity values.
- ERR-5 contains the application error code. This codes conform to a proprietary format defined by eHealth Solutions, their form and purpose is explained in detail in the eHealth Solutions *Error Codes*.
- ERR-8 contains the human-readable error message.

1.2 HL7v3

1.2.1 Required Elements

eHealth Solutions adheres strictly to the HL7 Standard. **The order of elements in HL7v3 is critical.**

Example 17: W3C SOAP Envelope

```
<?xml version="1.0" encoding="UTF-8"?><soapenv:Envelope xmlns:soapenv="http://www.w3.org/2003/05/soap-envelope">
  <soapenv:Header xmlns:wsa="http://www.w3.org/2005/08/addressing">
    <wsa:To>http://localhost:1380/PIXPDQ/services/PIXPDQV3ManagerService</wsa:To>
    <wsa:MessageID>urn:uuid:ec9d096b-6261-4bf3-baaa-3f4ddda5e9d2</wsa:MessageID>
    <wsa:Action soapenv:mustUnderstand="1">urn:hl7-org:v3:PRPA_IN201301UV02</wsa:Action>
    <wsa:ReplyTo soapenv:mustUnderstand="1">
      <wsa:Address>http://www.w3.org/2005/08/addressing/anonymous</wsa:Address>
    </wsa:ReplyTo>
  </soapenv:Header>
  <soapenv:Body>
    <!-- INSERT HL7 Message Here -->
  </soapenv:Body>
</soapenv:Envelope>
```

The following elements belong in the message header, in this specific order:

1. hl7v3:id
2. hl7v3:creationTime
3. hl7v3:interactionId
4. hl7v3:processingCode
5. hl7v3:processingModeCode
6. hl7v3:acceptAckCode
7. hl7v3:receiver
8. hl7v3:receiver.device
9. hl7v3:receiver.device.id
10. hl7v3:receiver.device.asAgent
11. hl7v3:receiver.device.asAgent.representedOrganization
12. hl7v3:receiver.device.asAgent.representedOrganization.id
13. hl7v3:sender
14. hl7v3:sender.device
15. hl7v3:sender.device.id
16. hl7v3:sender.device.asAgent
17. hl7v3:sender.device.asAgent.representedOrganization
18. hl7v3:sender.device.asAgent.representedOrganization.id

Example 18: HL7v3 Message Header

Note that all messages share the same structure, but with different content.

```
<ns1:id xmlns:xsi="http://www.w3.org/2001/XMLSchema-instance" xsi:type="ns1:II" root="2.16.840.1.113883.1.6.1" extension="1453941234159"/>
<ns1:creationTime xmlns:xsi="http://www.w3.org/2001/XMLSchema-instance" xsi:type="ns1:TS" value="20160127193359"/>
<ns1:interactionId xmlns:xsi="http://www.w3.org/2001/XMLSchema-instance" xsi:type="ns1:II" root="2.16.840.1.113883.1.6" extension="PRPA_IN201301UV02"/>
<ns1:processingCode code="P"/>
<ns1:processingModeCode code="T"/>
<ns1:acceptAckCode code="AL"/>
<ns1:receiver typeCode="RCV">
  <ns1:device classCode="DEV" determinerCode="INSTANCE">
    <ns1:id xmlns:xsi="http://www.w3.org/2001/XMLSchema-instance" xsi:type="ns1:II" root="1.3.6.1.4.1.21367.13.30.237"/>
    <ns1:asAgent classCode="AGNT">
```

```

    <ns1:representedOrganization classCode="ORG" determinerCode="INSTANCE">
      <ns1:id xmlns:xsi="http://www.w3.org/2001/XMLSchema-instance" xsi:type="ns1:II" root
        ="1.1.1.1.1"/>
    </ns1:representedOrganization>
  </ns1:asAgent>
</ns1:device>
</ns1:receiver>
<ns1:sender typeCode="SND">
  <ns1:device classCode="DEV" determinerCode="INSTANCE">
    <ns1:id xmlns:xsi="http://www.w3.org/2001/XMLSchema-instance" xsi:type="ns1:II" root
      ="1.3.6.1.4.1.21367.13.10.218"/>
    <ns1:asAgent classCode="AGNT">
      <ns1:representedOrganization classCode="ORG" determinerCode="INSTANCE">
        <ns1:id xmlns:xsi="http://www.w3.org/2001/XMLSchema-instance" xsi:type="ns1:II" root
          ="1.1.1.1.2"/>
      </ns1:representedOrganization>
    </ns1:asAgent>
  </ns1:device>
</ns1:sender>

```



Note

The interactionId's extension field changes in the header for each function. This corresponding extension is listed in each payload example.

Example 19 shows the required elements and attributes in the message header of an HL7v3 message.

Example 19: HL7v3 Message Header - Required Elements and Attributes

```

<ns1:receiver typeCode="RCV">
  <ns1:device classCode="DEV" determinerCode="INSTANCE">
    <ns1:id xmlns:xsi="http://www.w3.org/2001/XMLSchema-instance" xsi:type="ns1:II" root
      ="1.3.6.1.4.1.21367.13.30.237"/>
    <ns1:asAgent classCode="AGNT">
      <ns1:representedOrganization classCode="ORG" determinerCode="INSTANCE">
        <ns1:id xmlns:xsi="http://www.w3.org/2001/XMLSchema-instance" xsi:type="ns1:II" root
          ="1.1.1.1.1"/>
      </ns1:representedOrganization>
    </ns1:asAgent>
  </ns1:device>
</ns1:receiver>
<ns1:sender typeCode="SND">
  <ns1:device classCode="DEV" determinerCode="INSTANCE">
    <ns1:id xmlns:xsi="http://www.w3.org/2001/XMLSchema-instance" xsi:type="ns1:II" root
      ="1.3.6.1.4.1.21367.13.10.218"/>
    <ns1:asAgent classCode="AGNT">
      <ns1:representedOrganization classCode="ORG" determinerCode="INSTANCE">
        <ns1:id xmlns:xsi="http://www.w3.org/2001/XMLSchema-instance" xsi:type="ns1:II" root
          ="1.1.1.1.2"/>
      </ns1:representedOrganization>
    </ns1:asAgent>
  </ns1:device>
</ns1:sender>

```

The example message uses the following OIDs:

- 1.3.6.1.4.1.21367.13.10.218 - the OID of the sending application/software system.
- 1.1.1.1.2 - the OID of the sending organization/institution.
- 1.3.6.1.4.1.21367.13.30.237 - the OID of the receiving application/software system.

- 1.1.1.1.1 - the OID of the receiving organization/institution.

Ensure that all required elements and attributes are specified.

Example 20 shows an incorrect HL7v3 message header where no information about device or id is provided.

Example 20: Incorrect HL7v3 Message Header

```
<ns1:sender typeCode="SND">
</ns1:sender>
```

Example 21 shows an incorrect HL7v3 message header with missing typeCode of the sender.

Example 21: Incorrect HL7v3 Message Header

```
<ns1:sender>
<ns1:device classCode="DEV" determinerCode="INSTANCE">
<ns1:id xmlns:xsi="http://www.w3.org/2001/XMLSchema-instance" xsi:type="ns1:II" root
="1.3.6.1.4.1.21367.13.10.218"/>
</ns1:device>
</ns1:sender>
```

Incorrect messages with missing segments or elements cannot be processed and lead to an error, see Section 1.2.2.

1.2.2 General Responses

eHealth Solutions will provide acknowledgement response messages for three situations:

CA

"Commit Accepted". The message has been accepted.

CE

"Commit Error". The message contains an error.

CR

"Commit Rejected". The message is fine, but could not be processed for some reason.

Example 22: Acknowledgement Response Message "Commit Accepted"

See this line: |<ns1:typeCode code="CA"/>|

```
<ns1:MCCI_IN000002UV01 xmlns:ns1="urn:h17-org:v3" ITSVersion="XML_1.0">
<ns1:id xmlns:xsi="http://www.w3.org/2001/XMLSchema-instance" xsi:type="ns1:II" root
="1.2.3.4.5" extension="1461835574470.635724"/>
<ns1:creationTime xmlns:xsi="http://www.w3.org/2001/XMLSchema-instance" xsi:type="ns1:TS"
value="20160428112614"/>
<ns1:versionCode code="V3PR1"/>
<ns1:interactionId xmlns:xsi="http://www.w3.org/2001/XMLSchema-instance" xsi:type="ns1:II"
root="2.16.840.1.113883" extension="MCCI_IN000002UV01"/>
<ns1:processingCode code="P"/>
<ns1:processingModeCode code="T"/>
<ns1:acceptAckCode code="NE"/>
<ns1:receiver typeCode="RCV">
<ns1:device classCode="DEV" determinerCode="INSTANCE">
<ns1:id xmlns:xsi="http://www.w3.org/2001/XMLSchema-instance" xsi:type="ns1:II" root
="1.2.3.4.5.1000"/>
</ns1:device>
</ns1:receiver>
<ns1:receiver typeCode="RCV">
```

```

<ns1:device classCode="DEV" determinerCode="INSTANCE">
  <ns1:id xmlns:xsi="http://www.w3.org/2001/XMLSchema-instance" xsi:type="ns1:II" root
  ="1.2.3.4.5.1000"/>
</ns1:device>
</ns1:receiver>
<ns1:sender typeCode="SND">
  <ns1:device classCode="DEV" determinerCode="INSTANCE">
    <ns1:id xmlns:xsi="http://www.w3.org/2001/XMLSchema-instance" xsi:type="ns1:II" root
    ="2.1.12"/>
  </ns1:device>
</ns1:sender>
<ns1:acknowledgement>
  <ns1:typeCode code="CA"/>
  <ns1:targetMessage>
    <ns1:id xmlns:xsi="http://www.w3.org/2001/XMLSchema-instance" xsi:type="ns1:II" root
    ="2.16.840.1.113883.1.6.1" extension="1461835565496"/>
  </ns1:targetMessage>
</ns1:acknowledgement>
</ns1:MCCI_IN000002UV01>

```

Example 23: Acknowledgement Response Message "Commit Error"

See this line: |<ns1:typeCode code="CE"/>|

```

<?xml version="1.0"?>
<ns1:MCCI_IN000002UV01 xmlns:ns1="urn:hl7-org:v3" ITSVersion="XML_1.0">
  <ns1:id xmlns:xsi="http://www.w3.org/2001/XMLSchema-instance" xsi:type="ns1:II" root
  ="1.2.3.4.5" extension="1586154786483.1019"/>
  <ns1:creationTime xmlns:xsi="http://www.w3.org/2001/XMLSchema-instance" xsi:type="ns1:TS"
  value="20200406083306"/>
  <ns1:versionCode code="V3PR1"/>
  <ns1:interactionId xmlns:xsi="http://www.w3.org/2001/XMLSchema-instance" xsi:type="ns1:II"
  root="2.16.840.1.113883" extension="MCCI_IN000002UV01"/>
  <ns1:processingCode code="P"/>
  <ns1:processingModeCode code="T"/>
  <ns1:acceptAckCode code="NE"/>
  <ns1:receiver typeCode="RCV">
    <ns1:device classCode="DEV" determinerCode="INSTANCE">
      <ns1:id xmlns:xsi="http://www.w3.org/2001/XMLSchema-instance" xsi:type="ns1:II" root
      ="1.2.142780932110"/>
      <ns1:asAgent classCode="AGNT">
        <ns1:representedOrganization classCode="ORG" determinerCode="INSTANCE">
          <ns1:id xmlns:xsi="http://www.w3.org/2001/XMLSchema-instance" xsi:type="ns1:II"
          root="1.1.1.1.1"/>
        </ns1:representedOrganization>
      </ns1:asAgent>
    </ns1:device>
  </ns1:receiver>
  <ns1:sender typeCode="SND">
    <ns1:device classCode="DEV" determinerCode="INSTANCE">
      <ns1:id xmlns:xsi="http://www.w3.org/2001/XMLSchema-instance" xsi:type="ns1:II" root
      ="1.2.106696345355"/>
      <ns1:asAgent classCode="AGNT">
        <ns1:representedOrganization classCode="ORG" determinerCode="INSTANCE">
          <ns1:id xmlns:xsi="http://www.w3.org/2001/XMLSchema-instance" xsi:type="ns1:II"
          root="1.1.1.1.1"/>
        </ns1:representedOrganization>
      </ns1:asAgent>
    </ns1:device>
  </ns1:sender>
  <ns1:acknowledgement>
    <ns1:typeCode code="CE"/>
    <ns1:targetMessage>
      <ns1:id xmlns:xsi="http://www.w3.org/2001/XMLSchema-instance" xsi:type="ns1:II" root

```



```

="2.16.840.1.113883.1.6.1" extension="2075a4fb-969b-42b6-b495-11c68e24584d"/>
</ns1:targetMessage>
<ns1:acknowledgementDetail typeCode="E">
  <ns1:code code="F-M-MPI-31002"/>
  <ns1:text xmlns:xsi="http://www.w3.org/2001/XMLSchema-instance" xsi:type="ns1:ED">No
source patient identifiers were specified for the patient! At least one source patient
identifier is required for the patient feed.</ns1:text>
</ns1:acknowledgementDetail>
</ns1:acknowledgement>
</ns1:MCCI_IN000002UV01>

```

This line `<ns1:code code="F-M-MPI-31002"/>` indicates the error code. See the eHealth Solutions *Error Codes* document for further details.

1.2.3 Notable XML Elements

⋮ RegistrationEvent.Custodian.assignedEntity.id

This XML element fulfills the same function as the PID-34 segment in HL7v2: It provides information on the last facility that performed an update of a given patient. This facility may or may not be the same facility that issued the Source Patient identifiers of said patient. If clients do not specify a Last Update Facility, the sending device OID (`sender.device.asAgent.representedOrganization.id.root`) is used as a fall-back. These elements have a special meaning when clients execute a Source Patient query, see [Section 8.8](#).

1.3 HL7 FHIR

The Health Data Repository (HDR) is a fully-featured FHIR server that supports FHIR Release 4 (FHIR R4). A basic understanding of the FHIR Specification is required before reading this chapter. All relevant information can be found in the official FHIR documentation, see <http://hl7.org/fhir/>. The following references in this chapter on the FHIR Specification refer to the Release 4 documentation.

This chapter constitutes the FHIR Implementation Guide for eHealth Solutions, see https://wiki.hl7.org/FHIR_Implementation_Guides for a general information about FHIR Implementation Guides. Situations where this guide or the behavior exhibited by the HDR contradict the FHIR Specification are considered to be bugs. These bugs will be fixed even if such a fix introduces a breaking change to the public FHIR interface.

The Health Data Repository is a repository for arbitrary FHIR resources that can be manipulated via the FHIR REST API. In a standard installation all R4 resources defined by HL7 are supported. A complete list of supported resources can be found in the FHIR Specification chapter *"Resource Index"*. FHIR gives implementers some flexibility in regard to which aspects of the FHIR Specification are implemented. The following chapters describe in detail which aspects are implemented by eHealth Solutions.

The following notation variants are used within this chapter:

⋮ Square brackets [,]

Used to indicate placeholders for required elements in all subsequent examples.

⋮ Curly brackets { , }

Indicate placeholders for optional elements.

⋮ [base]

Refers to the base URL of the HDR.

(for example, `https://myfhirserver.com/fhir`).

1.3.1 Resource Exchange Format

The HDR supports the JSON format for resource exchange (see chapter “[JSON Representation of Resources](#)” of the FHIR Specification) and the XML format. RDF (Turtle) format is not supported. FHIR-compliant clients must specify the resource type when exchanging resources with the HDR via the REST API. For resources sent by the client to the HDR the exchange format must be specified in the HTTP Content-Type header.

The following media-type values are accepted in the Content-Type header:

• application/fhir+json

This is the preferred method to specify JSON as the exchange format since STU3, as defined in the FHIR Specification chapter “[Content Types and encodings](#)”.

• application/json+fhir

Deprecated since STU3 but still accepted by the HDR.

• application/json

Another alternative to specify JSON as the exchange format. Less specific than the above media-type declarations.

• application/json-patch+json

Required for the patch interaction (see [Section 1.3.6.3](#)). Not allowed for all other interactions.

If unsure, clients should stick to the FHIR Specification and specify `application/fhir+json` for JSON resources. Sending any other media type in the Content-Type header will result in an error message in the `OperationOutcome` resource with the following HTTP code: 400 - Bad Request.

Clients can specify which resource-exchange format should be used for responses generated by the HDR. FHIR defines two alternative ways to specify the expected response’s resource format:

1. Using the HTTP Accept header.
2. Using the `_format` request parameter (see chapter “[General parameters](#)”).

The following media-type values are accepted by the HDR for the HTTP Accept header:

• application/fhir+json

This is the preferred method to specify JSON as the expected response format since STU3, as defined by the FHIR Specification in chapter “[Content Types and encodings](#)”.

• application/json+fhir

Deprecated since STU3 but still accepted by the HDR.

• application/json

Another alternative to specify JSON as the exchange format. Less specific than the above media-type declarations.

If unsure, clients should stick to the FHIR specification and specify `application/fhir+json` for JSON responses. As a fallback, the HDR also sends responses with the `application/fhir+json` media type when the client specifies an unsupported media type in the Accept header.

In some deployment scenarios it may be the case that intermediate HTTP proxies remove or alter the content of the Accept header. In this situation clients can specify the `_format` parameter to indicate the desired response media type. The following values are accepted for the `_format` parameter:

- > application/fhir+json
- > application/json+fhir
- > application/json
- > json

A valid `_format` parameter overrides the `Accept` header if both are present in a request. In case the `_format` parameter is invalid but a valid `Accept` header is present in the request, the `Accept` header is used to determine the desired response media type. If neither the `_format` parameter nor the `Accept` header is present or if both are invalid, the HDR uses the `application/fhir+json` media type as the response format.




Note

To ensure maximum interoperability in all deployment scenarios it is recommended to always specify both the `Accept` header and the `_format` parameter, using the same value for both request elements.

1.3.2 Supported FHIR Versions

There exist multiple versions of the FHIR Specification. Compatibility and migration between different versions are a complex topic, please refer to the FHIR Specification chapter [“Rules for Inter-version change”](#) for more details. The HDR supports FHIR Release 4 (R4). Future versions of this specification will be supported in a timely manner once they are released by HL7.



Note

We highly recommend customers to stick to a single supported version whenever possible, due to the aforementioned complexities when supporting multiple FHIR versions on a server. The HDR will support multiple versions (at the moment only Release 4 is supported) of the FHIR Specification on the same server instance.

1.3.2.1 Resource Maturity-Levels

HL7 assigns a maturity level to each defined resource type. This maturity level indicates how stable the definition of the resource type is. Some definitions, e.g., the `Patient` resource type, are already considered stable, whereas others are highly experimental and not yet ready for widespread use. FHIR transparently documents this maturity level, see chapter [“Maturity Levels”](#).

For a list which maturity levels have been assigned to the resource types, see chapter [“Resource Index”](#).

Maturity Levels and Versions Supported by the HDR

The HDR supports resource types of any maturity level, including maturity level 0 (*Draft*). However, the FHIR Specification guarantees forward compatibility only for normative resource-types. See chapter [“Rules for Inter-version change”](#) for further details on this topic. Therefore, we strongly recommend to use only normative resource-types in productive use.



Note

Non-normative resource-types might be altered with breaking structural changes, or even removed entirely in future versions of the FHIR Specification. This can severely harm a customer’s ability to migrate existing resources to a newer version of the standard.

Customers can keep working with the FHIR version currently in use even if newer standard versions are released. Currently, the HDR supports FHIR version R4.

1.3.3 Resource Identity

Each resource is uniquely identified by its **logical id** (See FHIR Specification chapter “[Logical ID](#)”). Clients can supply their own logical ids in `create` interactions by using HTTP PUT. If the client does not pass a logical id, the server will generate a UUID.

Once assigned, the logical id of a resource instance never changes. Every resource instance returned by the HDR contains a unique logical id. The only exception are `OperationOutcome` resources: these are transient, they only exist for the lifetime of a single interaction and thus have no logical id (see chapter “[Logical ID](#)”).

1.3.3.1 Resource Identifiers

Several resource types also allow to hold one or more **identifiers**. Whereas the identifiers do not necessarily stay the same throughout the lifetime of a resource, the **use** of each identifier shall be stable.

1.3.4 Resource Versioning

In addition to the logical id, each individual FHIR resource in the HDR has a **version** that changes whenever the content of the resource changes. The resource version is provided in the `meta.versionId` property of the resource. As it is the case with logical ids, resource versions are solely assigned by the HDR. Clients have no possibility to assign their own version ids.

The support of resource versioning also impacts the format of the HTTP `Location` header that is returned in `create` interaction responses.

The HTTP `Location` header always has the following format:

```
[base]/[resource-type]/[logical id]/_history/[version id]
```

Example 24: HTTP Location header

```
https://myfhirserver.com/fhir/Patient/123/_history/1
```

See chapter “[Resource Metadata](#)” of the FHIR Specification for further details.

The HDR uses monotonically-increasing numeric version ids that are unique in the scope of a given logical resource id, but are not globally unique. The first version of any resource has the version id `1`. The HDR retains previous/deprecated resource versions.

The resource version is also used to detect concurrent updates of different clients on the same resource, thus implementing an optimistic locking approach for resource updates. Clients can only delete the current version of a resource but not deprecated resource versions (see chapter “[delete](#)” of the FHIR Specification).

1.3.5 Resource Relationships

Each FHIR resource can have **relationships** to other resource instances by explicitly expressing this relationships as references, i.e. using the reference data type. For more information, please see the FHIR Specification chapter “[Resource References](#)”.

There are many ways to express references, as described in the following sections.

1.3.5.1 URLs in the Reference.reference Element

This is the preferred way of expressing references. Reference URLs can be:

absolute

Absolute URLs must start with either `http://` or `https://`. It is not possible to add a reference to `_history`. The `_history/[version_id]` syntax is allowed, but it is cut off on persisting.

Not accepted: URNs (e.g., OIDs and UUIDs), see [Section 1.3.5.4](#).

relative

Relative either to the HDR base URL (for interactions that transmit a single resource) or relative to the `Bundle.entry.fullUrl` property in case a bundle is processed.

canonical

Canonical URLs can only reference resources that have an `url` property, e.g., “CodeSystem”, “ValueSet”. Canonical URLs are the preferred way to reference such resources, because they are the most stable URLs in any FHIR environment.

For example: The same “ValueSet” resource may exist in multiple FHIR servers, having a unique resource identity in each server. However the `url` property of said “ValueSet” will have the same stable value in all FHIR servers.

The `|[version]` suffix that may be present in canonical URLs is not supported when using canonical URLs in a reference.

1.3.5.2 Identifiers and Type Information in the identifier and type Elements

This referencing option is typically used with business identifiers that uniquely identify the object represented by the resource in the real world, e.g., a patient’s social security number or an XDS-document unique id. This option is used by non-FHIR client systems, e.g., a laboratory system that sends observations via HL7 v2 ORU messages that are transformed into FHIR by an intermediate proxy system.

Logical references should be used sparingly and ideally only in case the referenced resource has no direct FHIR representation, e.g., national patient-identification-systems based on the IHE PIX/PDQ profiles or healthcare providers managed by an IHE HPD.

By default, the HDR supports resolving of logical references to actual URL references. This behavior can be disabled at runtime if needed (see [Section 1.3.5.4](#)).

1.3.5.3 Contained Resources in the contained Element

Contained resources are (potentially incomplete) resources that are contained verbatim in the parent resource, using the `DomainResource.contained` element of the parent resource. These contained resources can be used as the target of a reference in the parent resource and are usually indicated by the presence of a `#` character in the reference URL. Contained resources cannot exist independently of their parent resource; their lifecycle is tied to the parent resource.

FHIR strongly discourages the use of contained resources for content that can exist without a parent resource. Contained resources do not have an identity of their own and therefore cannot be managed independently of their parent resource. There are two more reasons why contained resources should be avoided at all costs:

- They cause a strongly denormalized data model.
For example: Storing an “Observation” that directly contains its “Patient” subject leads to high data duplication. The contained “Patient” might or might not already exist as a standalone patient in the HDR.
- It is impossible to search for contained resources. In the above example, you cannot find the “Observation” by using patient demographics as query criteria.

For more information, please see the FHIR Specification chapter [“Contained Resources”](#).



Note

eHealth Solutions follows the FHIR recommendation. Customers are strongly advised not to use contained resources.

1.3.5.4 Recommendation

FHIR recommends using relative URLs when “trading across closed ecosystem boundaries” (FHIR Specification Release 4, chapter “[Literal References](#)”). The eHealth Solutions HDR follows this recommendation also for another reason: absolute URLs in response messages need special processing when being deployed behind a reverse HTTP proxy (see chapter [Section 1.3.6.12](#)). Therefore, the HDR performs the following steps for every reference in all inbound resources:

⋮ for relative URLs

Check if the referenced resource exists in the HDR. If the existence check fails, the entire interaction fails with the HTTP error code 400 - Bad Request. An `OperationOutcome` resource is provided to identify the problem.

⋮ for absolute URLs

No action is performed if the URL does not point to a resource on the current HDR instance. Otherwise, the HDR converts the URL relative to the base URL and performs the same resolving logic as described in the action point for relative URLs.

⋮ for canonical URLs

No action is performed.

⋮ for references to a contained resource

No action is performed and the contained resource is stored as-is.

⋮ for logical references

In case reference resolving is disabled, logical references are just accepted exactly as sent by the client and no validation occurs. If reference resolving is enabled, the `Reference.type` is mandatory. The resolving process works as follows:

➤ The accompanying `Reference.reference` element also contains a value

No action is performed and the logical reference is accepted as-is.

➤ The `Reference.type` element contains a value

➤ If the target resource can be resolved but the type is not allowed in this location, the interaction fails with the HTTP status error code: 422 - `Unprocessable Entity`.

➤ If the target resource can be resolved and the type is allowed in this location, the reference is resolved.

➤ The `Reference.type` element contains no value

If the type of a reference is missing, the resource resolving fails with the HTTP status error code: 400 - Bad Request.

When reference resolving is successful, the resolved literal reference is set in the `Reference.reference` element represented as a relative URI. The `Reference.identifier` and `Reference.type` elements are still retained as they were sent by the client.

Reference resolving may fail, because either no matching resource or multiple matching resources are found. In both cases, the logical reference is accepted as-is, the interaction is **not** aborted. The sole exception to this rule are references to `Patient` resources: failure to resolve a `Patient` reference aborts the interaction with the HTTP error code 400 - Bad Request. An `OperationOutcome` resource is provided to identify the problem.

For the reasons stated above, it is strongly recommended to always provide a value in the `Reference.type` element whenever the `Reference.identifier` element is used. Otherwise, information about which type of resource is being referenced is lost, making reference resolving impossible whenever multiple target types are allowed for the reference.

Example 25:

`Observation.subject` may reference a patient, group, device or location. The submission of "123" in the `Reference.identifier.value` element in combination with an empty `Reference.type` element does not indicate which of the four possible target resource types is referenced. Therefore, resolving the reference is not possible. For more information regarding `Observation.subject`, please see the FHIR Specification chapter "[Observation.subject](#)".

Summarizing, the following points can be emphasized:

- It is strongly recommended that clients use relative or absolute URLs to reference resources. Only URLs to resources on the same HDR instance are checked for existence, and are therefore the only available option to enforce the referential integrity of the FHIR data model on the HDR.
- URLs pointing to external resources are accepted and not checked, which may create a false sense of certainty regarding referential integrity. The referenced external resource may be deleted without the HDR ever knowing about it. Holding a subset of resources externally also drastically limits the search capabilities of the HDR due to reasons like incompatible interface technologies or authentication barriers.
- An alternative are logical references with reference resolving enabled, though this approach too has problems with weak referential integrity.

1.3.6 Notes on FHIR Interactions

This section describes the interaction behavior that FHIR defines as optional, and consequently, the concrete implementation options that were chosen for the HDR. Additionally, a more advanced HDR-specific behavior that is not part of the FHIR Specification is described and some of the less known interaction options that can significantly improve FHIR-based workflows are explained. The reference checking mechanism described in [Section 1.3.5.4](#) applies to all `create`, `update`, `patch` and `batch/transaction` interactions.

1.3.6.1 Create

The `create` interaction is implemented as described in the FHIR Specification chapter "[create](#)". The HDR also supports the `conditional create` interaction (see chapter "[Conditional create](#)").

Particularly pay attention to the HTTP response codes when using conditional creates: the

200 - OK

status code indicates that the interaction was ignored and no new resource has been created. Resource creation is only indicated by HTTP status code

201 - Created

and the accompanying `Location` response header.

1.3.6.2 Update

The `update` interaction is implemented as described in the FHIR Specification chapter "[update](#)". The HDR also supports the "[Update as Create](#)" option and thus permits clients to specify their own Resource ids in `update` interactions.

In contrast to previous HL7 standards, FHIR describes a stateful messaging protocol. Updates and deletes of resources require knowledge of the logical Resource id. This is a problem for stateless clients, for example, translation engines that convert HL7 v2 messages to FHIR interactions.

Stateless clients can use the `conditional` update option, see the FHIR Specification chapter “[Conditional update](#)” for details. This is the preferred way for both creating and updating resources for a stateless HDR client. If no matches are found and no logical id is provided, the HDR creates a new resource. In case a single match is found and no logical id is provided (for example, for stateless clients) the HDR updates the single matching resource.

1.3.6.3 Patch

The FHIR patch interaction (see chapter “[patch](#)” of the FHIR Specification for further details) is only supported for JSON patches, and is not supported for patients if the MPI feed is enabled.

1.3.6.4 Delete

The `delete` interaction is implemented as described in the FHIR Specification chapter “[delete](#)”. Deletion of a resource will only delete the most recent version of the resource (see [Section 1.3.4](#)). Deprecated versions of the resource are still retained.

The HDR also supports the `conditional delete` interaction as described in the FHIR Specification chapter “[Conditional delete](#)”. The `multi-delete` option is not supported, though, it is only possible to delete a single resource at a time.

1.3.6.5 Batch/Transaction

Both the `batch` and `transaction` interactions are implemented as described in the FHIR Specification chapter “[batch/transaction](#)”. Please note that nested `batch/transaction` interactions (batches/transactions submitted as part of a “parent” `batch/transaction`) are not supported. A `transaction` bundle can only contain basic REST request entries. FHIR operations as part of a `transaction` are not supported. An additional restriction on `transaction` interactions is that `Patient`-related requests cannot be rolled back in case of an error. The HDR is usually integrated with the MPI (see [Section 1.3.6.14](#)) which does not support patient rollbacks. Moreover, `batch` and `transaction` interactions are not supported for patients if the MPI feed is enabled.

In general, it is not recommended to include idempotent interactions (`read`, `version-specific read`, `search`) in a `transaction` bundle, as idempotent interactions do not require atomicity guarantees or rollback functionality. `conditional create`, `update`, and `delete` interactions are supported in a `batch` interaction.

1.3.6.6 Read

The `read` interaction is implemented as described in the FHIR Specification chapter “[read](#)”. An interesting and highly efficient alternative to a HTTP GET read is the HTTP HEAD method (see the FHIR Specification chapter “[Support for HEAD](#)”). This method should be preferred for use cases that only need to determine the existence of a given resource but are not concerned with the actual content of the resource.

1.3.6.7 Version-Specific Read

The `version-specific read` interaction is implemented as described in the FHIR Specification chapter “[vread](#)”. The same efficient approach for checking the existence of a specific resource version that is defined for the `read` interaction (the HEAD request method) is also available for version-specific reads.

While it is possible to retrieve deprecated/historic versions of a resource, it is impossible to update/delete said versions. Update/Delete interactions always only operate on the most recent/current resource version.

1.3.6.8 Search

The FHIR Specification provides a comprehensive set of rules and guidelines that indicate how search interactions on FHIR resources should be implemented by a FHIR server. The full specification can be found in chapter “Search”. As stated in the referenced chapter, implementers need only to implement the amount of complexity that they require for their implementations. This section describes which parts of the search specification are implemented on the HDR.

Search Parameters

Most of the parameters specified in the “Search Parameter Registry” are supported. The following restrictions apply:

- All common search parameters are supported except for the following ones: `_list`, `_has` and `_type`. By default, `_content` is supported only for Patient-resources.



Note

It is not recommended to enable full-text search support for arbitrary resource types as this requires a lot of memory and may consequently compromise the system.

- All resource type-specific parameters defined in the Search Parameter Registry are supported.
- All “search parameter types” except the `special` type are supported.
- All “modifiers” except for `above`, `below`, `in`, `not-in` and `identifier` are supported.
- All “prefixes” are supported.
- Querying a reference that includes a resource version (that is the `_history/[version id]` syntax) is not supported. Only version-agnostic references can be queried.
- `_include` and `_revinclude` only include resources that are referenced via literal relative references (for example, “Observation/123”), see chapter Section 1.3.5.4 for details on reference types. All other reference types (for example, logical references) are ignored and not included in the search result.
- When combining both the `_include` and `_elements` parameters in a search interaction all reference elements that are necessary to resolve the included resources are implicitly added to the `_elements` list.
- “Chained parameters” and “reverse chaining” are supported. An upper limit of 100 matching resources is applied to all chained parameters to prevent overloading the HDR with poorly formulated chained queries.
- “Composite search parameters” are supported.

Full-Text Search

Both full-text search parameters (`_text` and `_content`) are supported. Both parameters accept values that adhere to the following format:

- Text tokens are case-insensitive and complete, i.e. the following tokens return the same results (all resources that contain any variant of “test” as a property value):

- [base]/Patient?_content=TEST
- [base]/Patient?_content=test
- Wildcard searches can be used to find resources that partially match a given search term. For example, the following search returns all patients that are called "Bert" as well as "Bernard":
 - [base]/Patient?_content=ber*
- The parentheses () and the operators AND, OR and NOT (operators are case-sensitive) can be used to build more complex search criteria that are similar to propositional logic expressions, for example, [base]/Patient?_content=(ber* OR adam) AND NOT steve.

Search Result Parameters

This parameters can be used to modify the response of a search interaction, see chapter "Managing Returned Resources" of the FHIR Specification. The following search result parameters are supported:

- Sorting by resource-elements, that can also be used as search-parameters, is supported with the "_sort" parameter.
- The "_count" parameter is supported to limit the size of the returned search result. It is highly recommended to always specify a reasonable limit for the result size. Paged search results always include the appropriate next/previous links to facilitate the result fetching.
- Both _include and _revinclude are supported. Note that specifying either of the two parameters may lead to undesired results if they are combined with the _count parameter: the count refers only to the "root" resource specified in the query not to resources included via _include/_revinclude. These latter resources are always loaded without limit.
- _summary is supported.
- _elements is supported and should always be applied when only a subset of resource properties is required for a search result.



Note

Search bundles returned by the Health Data Repository never contain a total element.

1.3.6.9 Optimizing Feeds

A very common feed use case is creating/updating/patching a resource followed by a subsequent query to retrieve the resource as it has been created/modified on the server.

Clients can handle this use case within a single request by specifying the value `return=representation` for the HTTP `Prefer` header (see the FHIR Specification chapter "create/update/patch/transaction"). This instructs the HDR to return the entire resource as it currently exists in the interaction response.

Another possible option is to use `return=OperationOutcome` as header value. This will cause the HDR to always return `OperationOutcome` resources, regardless of the outcome of the interaction. This may help integrating with the HDR in those cases where uniform response handling is desired by clients, as the default behavior for successful feed interactions is to only return HTTP headers without a body.

1.3.6.10 Timezone Handling

FHIR is quite flexible in processing date/times: the timezone information is optional for all relevant FHIR data types except the `instant` data type.

If clients do not explicitly specify a timezone for a given FHIR element, the HDR assumes this date/time to be specified in **Coordinated Universal Time (UTC)**. This basic assumption is applied for all FHIR interactions, i.e. feed and search interactions are handled the same.

For consistency reasons clients are strongly advised to

- always explicitly provide timezone information for date/time values.
- use the same timezone consistently for all resource types. Failure to do so causes inconsistent search results for time-based queries.

1.3.6.11 Custom Operation Outcome Codes

FHIR allows implementers to return custom operation outcome codes in the **details** element. The HDR defines its own set of operation outcome codes.

Due to the fact that the HDR is optionally integrated with other eHealth Solutions services (e.g., the Access Control System), it is possible that additional operation outcome codes generated by these services are returned to the client.

1.3.6.12 Reverse Proxy Awareness

For security reasons, load balancing or high availability the HDR may be deployed behind a reverse HTTP proxy. While being usually beneficial for the mentioned reasons, reverse proxies provide a problem when dealing with absolute HTTP URLs in responses: client systems do not contact the HDR directly, they contact the reverse proxy. In other words, from a client's point of view the reverse proxy *IS* the FHIR endpoint.

This is also the main reason why the HDR favors relative URLs wherever possible. Unfortunately, FHIR imposes the use of absolute URLs in some parts of its REST API:

1. in the value of the HTTP **Location** header.
2. in all paging links in search response **Bundles**.
3. in all **Bundle.entry.fullUrl** elements.

Customers should configure their reverse HTTP proxies to include the HTTP **Forwarding** headers described in this section to allow the HDR to build valid absolute URLs that are understood by external clients. The alternatives are listed in order of preference if more than one header alternative is available. The first matching HTTP header will be used to construct the corresponding part of the returned absolute URLs. A special alternative is the **"Forwarded"** header that allows to specify both protocol and host in a single header value. For the protocol the following alternative headers can be used:

- ⋮ **X-Forwarded-Proto**
with values `https` or `http`
- ⋮ **X-Forwarded-Protocol**
with values `https` or `http`
- ⋮ **X-Url-Scheme**
with values `https` or `http`
- ⋮ **Front-End-Https**
with values `on` or `off`
- ⋮ **X-Forwarded-Ssl**
with values `on` or `off`

The following alternative to the **Forwarded** header may be specified for the host:

- **X-Forwarded-Host**

No widely accepted header exists for specifying a custom URL path mapping. For this purpose the HDR supports the following two alternatives:

- X-Forwarded-Prefix
- X-Forwarded-PathBase

Example 26:

If a client request to `https://fhirproxy.org:1234/fhir/r4/Patient/123` should be mapped to the endpoint `https://myfhirserver.com:1043/fhir/Patient/123`, the following HTTP headers must be forwarded by the reverse proxy:

```
Forwarded: host=fhirproxy.org:1234;proto=https
X-Forwarded-Prefix: /fhir
```

Public FHIR URLs must always contain the FHIR version identifier, i.e. the `r4` in the above URL `https://fhirproxy.org:1234/fhir/r4` is mandatory to process the request correctly.

1.3.6.13 Automatic Resource De-Duplication



Note

This chapter describes additional functionalities provided by eHealth Solutions and therefore they are not part of the FHIR Specification.

FHIR allows the concept of business identifiers for many of its resource types. Resource types that support business identifiers define these identifiers in the `[Resource Type].identifier` element, e.g., the `Patient.identifier` element holding a social security number, or the `Observation.identifier` element containing a unique identifier assigned by a laboratory system.

However, the standard does not impose any requirement on FHIR servers to ensure uniqueness of such identifiers, i.e. in standard FHIR it is very well possible to have multiple patients that all share the same “unique” identifier. This situation is not very desirable to many customers, so the HDR provides the possibility to automatically detect if a resource with a given `identifier` already exists. This detection facility works across all `create`, `update`, `patch` and `batch` interactions - for resources that contain a value in the `identifier` element. More specifically, the HDR processes such resources as follows:

••• For Create Interactions

If another resource with the same `identifier` already exists: update the existing resource and ignore the create.

••• For Update and Patch Interactions

If another resource with the same `identifier` already exists: abort the interaction with the HTTP error code (400 - Bad Request).

••• For Batch Interactions

Apply the de-duplication logic described above for each individual batch entry.

The resource de-duplication feature is enabled by default but can be disabled in the configuration. Please note that it is always safe to disable de-duplication whereas enabling it in a long-running HDR installation most probably has the undesired effect of many denied feed interactions. This occurs because many duplicate resources are likely to have been created before the de-duplication feature was enabled by the customer/administrator.

1.3.6.14 Processing of Patient Resources



Note

This chapter describes additional functionalities provided by eHealth Solutions and therefore they are not part of the FHIR Specification.

With its default configuration the HDR processes `Patient` resources differently than other resource types. This section describes these differences. The described behavior can be switched off via the HDR configuration in case it is not desired.

The following processing is applied:

• Create and Update Interactions

Forward the `Patient` resource to the eHealth Solutions Master Patient Index (MPI). The MPI internally creates/updates a corresponding master patient and forwards that master patient to the HDR. The HDR only stores complete master patients as a result.

• Patch and Delete Interactions

Deny the interaction and return an error response with an HTTP code (405 - Method Not Allowed).

The fact that the HDR only stores master patients should not adversely affect client systems. In most cases the only visible effect is the existence of additional business identifiers in `Patient.identifier` but it is also possible that patient demographics like the birth date are corrected by the MPI.

1.3.6.15 Special Attributes and Extensions

This section describes extensions as well as attributes used in a particular way by eHealth Solutions.

Attributes

• `meta.source`

The `meta.source` attribute identifies an institution or system that maintains ownership and responsibility of the resource. It is mandatory for institution-based access control. If the `meta.source` attribute is missing, access control on the level of institutions is not possible. For general information on this attribute, please refer to the FHIR Specification chapter "[Resources - Detailed Description](#)".

Extensions

• `patient-citizenship`

The patient's legal status as described in the FHIR Specification chapter "[Extension: citizenship](#)".

• `patient-mothersMaidenName`

The mother's maiden name as described in the FHIR Specification chapter "[Extension: mothersMaidenName](#)".

• `patient-importance`

The patient's importance as described in the FHIR Specification chapter "[Extension: importance](#)".

• `patient-religion`

The patient's professed religious affiliations as described in the FHIR Specification chapter "[Extension: religion](#)".

1.3.6.16 Mobile Access to Health Documents (MHD) Handling

The FHIR Facade implements the IHE MHD with XDS binding. According to the FHIR Specification, it is not possible to separate the ITI - 66 and ITI - 67 transactions from vanilla FHIR queries (for example, `/fhir`

/r4). Therefore, the FHIR Facade provides a separate endpoint to be able to comply with this specification.

To initiate the MHD profile handling on the FHIR Facade, requests need to be suffixed by “mhd” (for example, /fhir/r4/mhd). If the FHIR Facade is called without the “mhd” suffix, the query is routed to the HDR, where a regular FHIR search will be conducted.

1.3.7 FHIR Operations

This section describes custom operations as described in the FHIR Specification chapter “Operations”. Operations extend the basic FHIR interactions to define custom operations and to provide unique functionalities where required.

1.3.7.1 Patient User Account Creation

The createaccount operation is necessary to create Liferay user accounts for patients via FHIR. This operation can be used via the following POST request:

```
POST FhirFacade/[fhir-version]/Patient/$createaccount
```

The body of the POST request has to contain a FHIR Parameters resource. The patient for whom an account shall be created is specified via a Patient resource. Note that an account can only be created if a valid e-mail address for the patient exists.

Refer to [Table 10](#) for information on the required elements and their cardinality and to [Example 27](#) for a sample Parameters resource. Information on the JWT token that is used for user authentication can be found in the description of the *Automation Service* in *eHealth Solutions Interface Manual*.

Table 10: Fields and Cardinality for Account Creation

Name	Cardinality	Type	Comment
Parameters	1..1	Resource	
parameter	1..1	BackboneElement	
name	1..1	string	
Patient	1..1	Resource	This resource specifies the patient for whom an account shall be created.
identifier	1..1	Identifier	
system	0..1	uri	Namespace for the identifier value. It is recommended to add this field together with the next one.
value	0..1	string	Unique patient identifier. It is recommended to add this value together with the field above.
name	1..*	HumanName	Only one name field is processed. If available, official_name is used. Otherwise the name coming first in the alphabet is used.
family	1..1	string	
given	1..1	string	First name
telecom	1..*	ContactPoint	An e-mail address is mandatory. Otherwise the user account cannot be created.
system	1..1	code	Set to email.
value	1..1	string	E-mail address

Example 27: Parameters Resource for Account Creation

```
{
  "resourceType": "Parameters",
  "parameter": [
    {
      "name": "patient",
      "resource": {
```

```

"resourceType": "Patient",
"identifier": [
  {
    "system": "urn:oid:1.1.1.1.2",
    "value": "1.4.5.6.121"
  }
]
"name": [
  {
    "family": "Chalmersli",
    "given": [
      "Peter",
      "John"
    ]
  }
]
"telecom": [
  {
    "system": "email",
    "value": "somemail@somecompany.com"
  }
]
}
]
}
}

```

1.3.7.2 Patient User Account Deactivation

The `deactivateaccount` operation allows to deactivate Liferay user accounts for patients via FHIR. This operation can be used via the following POST request:

POST `FhirFacade/[fhir-version]/Patient/$deactivateaccount`

The body of the POST request has to contain a FHIR `Parameters` resource. The patient whose account shall be deactivated is specified via a `Patient` resource. Refer to [Table 11](#) for information on the required elements and their cardinality and to [Example 28](#) for a sample `Parameters` resource. Information on the JWT token that is used for user authentication can be found in the description of the *Automation Service* in *eHealth Solutions Interface Manual*.

Table 11: Fields and Cardinality for Account Deactivation

Name	Cardinality	Type	Comment
Parameters	1..1	Resource	
parameter	1..1	BackboneElement	
name	1..1	string	
Patient	1..1	Resource	This resource specifies the patient whose account shall be deactivated.
identifier	1..1	Identifier	
system	0..1	uri	Namespace for the identifier value. It is strongly recommended to add this field together with the next one. Otherwise the correct user account might not be found.
value	0..1	string	Unique patient identifier. It is strongly recommended to add this value together with the field above. Otherwise the correct user account might not be found.
name	1..*	HumanName	Only one name field is processed. If available, <code>official</code> name is used. Otherwise the name coming first in the alphabet is used.
family	1..1	string	

Table 11: Fields and Cardinality for Account Deactivation 

Name	Cardinality	Type	Comment
given	1..1	string	First name

Example 28: Parameters Resource for Account Deactivation

```
{
  "resourceType": "Parameters",
  "parameter": [
    {
      "name": "patient",
      "resource": {
        "resourceType": "Patient",
        "identifier": [
          {
            "system": "urn:oid:1.1.1.1.2",
            "value": "1.4.5.6.121"
          }
        ],
        "name": [
          {
            "family": "Chalmersli",
            "given": [
              "Peter",
              "John"
            ]
          }
        ]
      }
    }
  ]
}
```

1.3.7.3 Patient Merge

The `patient` merge operation is implemented as described in HL7 [“Merge Operation”](#)¹. Please note that only the request parameters `source-patient-identifier`, `target-patient-identifier` and `review` are supported. Patient merge processing is always synchronous. Asynchronous merge execution is not supported. The recessive patient is deleted if the patient merge was successful. All literal references to the corresponding recessive patient are replaced with literal references to the target patient.

A [“Provenance resource”](#) is not created.

1.3.8 Extensions and Profiling

A comprehensive amount of resources is defined in the FHIR Specification. For situations where this base resources or the contained data elements are not sufficient, [FHIR extensions](#) and [FHIR profiles](#) can be used for the following purposes:

- To change the cardinality of existing elements (see the FHIR Specification chapter [“Changing Cardinality”](#)).
- To change or extend the terminologies used in coded elements. Please note that this modification of terminologies is not allowed for every coded element. See the FHIR Specification chapter [“Binding Definitions”](#) for further details.

¹version 54, 28.01.2021

- To add new elements to existing resources. This is done via the FHIR extensions mechanism.
- To change the semantic meaning of an existing element. This is done via FHIR modifier extensions (see the FHIR Specification chapter “[Modifier Extensions](#)”).

The HDR supports additionally to the base FHIR R4 Specification the configuration of custom FHIR profiles. The description of the exact mechanism of adding/removing custom profiles is not part of this Implementation Guide.

For client systems it is important to know that profiled resources must reference the URL of the profile they conform to in the `meta.profile` resource element.

Example 29:

Example of an `Observation` that claims conformance to the “US Core Laboratory Result Observation” profile:

```
{
  "resourceType" : "Observation",
  "meta" : {
    "profile" : [ "http://hl7.org/fhir/us/core/StructureDefinition/us-core-observation-lab" ]
  },
  ...
}
```

1.3.9 Security

1.3.9.1 HDR Registry Integration

In very specific installation scenarios, a second (responding) *FHIR Facade* can be integrated with the HDR Registry. In this scenario, the second (responding) *FHIR Facade* is the receiver of the special encrypted-search FHIR operation that is described in the following chapter.

Encrypted Search

The *FHIR Facade* can respond to FHIR searches with encrypted bundle responses:

1. The client requests an encrypted-search on the initiating FHIR Facade.
2. The initiating FHIR Facade sends a special `HdrEnc` token containing a public key to the HDR Registry.
3. The HDR Registry queries each configured responding FHIR Facade and passes the original public key.
4. The responding FHIR Facade updates all literal references within each resource of the search result to hold a value similar to the following to enable encrypted-read operations:
 - Original reference value: `Patient/example`
 - Updated reference value: `http://initiatingFhirFacade:1180/FhirFacade/r4/aHR0cDovL3JlY2VpdmluZ0ZoaXJGYWNhZGU6MTM4MC9GaGlyRmFjYWRL13I0/Patient/example/$encrypted-read`
5. The responding FHIR Facade creates a key pair, encrypts the bundle response with the public key and places the private key for decryption into a JSON Web Encryption (JWE). The JWE is encrypted with the public key of the initiating FHIR Facade.
6. The initiating FHIR Facade decrypts the JWE with the private key matching the public key in the `HdrEnc` token, extracts the encrypted private key and decrypts the actual bundle response.

This process ensures that neither the HDR Registry nor any other service on the *Community Node* can read the responses of the individual HDRs.

1.3.9.2 ACS Protecting HDR Resources

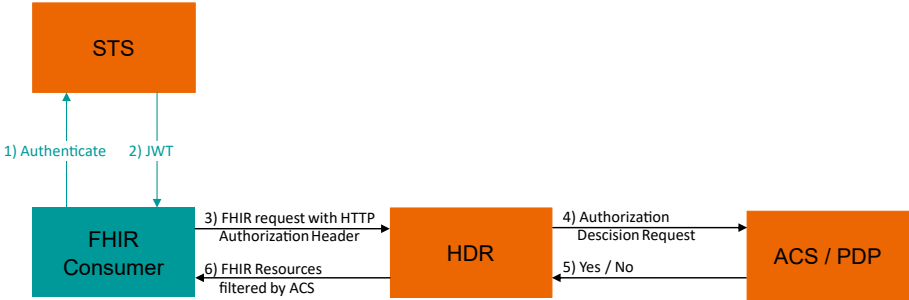
All resources on the HDR are subject to access control, with the exception of capability statements. Resource types are currently mapped to class codes by configuration.

For authentication a JSON Web Token (JWT) is required. As the ACS is role based, the subjectRole claim in the JWT is important.

If the FHIR Consumer already has a valid SAML 2.0 assertion, the JWT can be obtained via the STS (see chapter STS in the eHealth Solutions *System Documentation* for more information on the STS).

Otherwise, please refer to the sections "OAuth2/PKCE Authentication" (under *Application Node*) and "Data Gateway/JSON Web Token" (under *Community Node*) in the eHealth Solutions *System Documentation* for more details on how these JWTs look like and how they can be obtained.

Figure 1: ACS Protecting HDR Resources



2 Appointments

Appointment Scheduling is an application that allows the patient to view, book, and manage appointments for certain services. This section offers the information required to add and manage appointments via FHIR (see [Section 2.1](#)) or HL7v2 ([Section 2.2](#)).

2.1 FHIR

2.1.1 Tasks for Appointments

FHIR Task resources will be used to create tasks for patients to be fulfilled prior to an appointment. Refer to the [official FHIR documentation](#) for general information on Tasks.

In case you want to add a task for which no template is provided in an `ActivityDefinition`, you can add it directly to the HDR. [Table 12](#) contains information on the relevant FHIR elements. [Example 30](#) shows how a FHIR task (in this case, an upload task) to be added to the HDR should look like and [Example 31](#) shows the completed version of the same task.

Tasks, including tasks to be completed prior to the confirmation of the appointment, can also be created using task templates from `ActivityDefinitions`. For details and code examples refer to the section "Creation of `ActivityDefinitions` as Task Templates" in the eHealth Solutions *Integration and Extension Manual*.

Table 12: FHIR Elements for the Task Resource

Name	Cardinality	Comment
resourceType	1..1	Set it to "Task".
description	0..1	Can be used to provide additional information to the patient.
identifier	1..1	
basedOn	1..1	Specify the appointment the task belongs to.
status	1..1	Set it to "ready".
intent	1..1	Set it to "proposal" for optional tasks or to "unknown" for all other tasks.
code	1..1	Set "coding.code" depending on the respective task (for example, "upload").
owner	1..1	Specify to the patient for whom the task is intended.
focus	0..1	Set type and reference. See the examples for the different types of tasks for additional information.
input	0..*	Specify to a value in the <i>Terminology Server</i> . See the sections on the different types of tasks for additional information.
restriction	0..1	Specify the date when a task needs to be completed. It is recommended to set the due date to one millisecond before midnight on the respective day.

Example 30: Task

```
{
  "resourceType": "Task",
  "description": "Upload the laboratory results of your last thyroid exam.",
  "identifier": [
    {
      "system": "urn:oid:1.3.6.1.4.1.36124.50.10",
      "value": "4af76a04-68d0-4447-9be6-642485503bd7"
    }
  ],
  "basedOn": [
    {
      "type": "Appointment",
      "identifier": {
```

```

        "system": "urn:oid:1.3.6.1.4.1.36124.50.10",
        "value": "0021884119124"
    }
}
],
"status": "ready",
"intent": "unknown",
"code": {
    "coding": [
        {
            "code": "upload"
        }
    ]
},
"owner": {
    "type": "Patient",
    "identifier": {
        "system": "urn:oid:1.1.1",
        "value": "392d2de4-3c3f-49bf-8d9c-4633dd8698e1"
    }
},
"input": [
    {
        "type": {
            "coding": [
                {
                    "code": "34759-1",
                    "system": "http://loinc.org",
                    "display": "Laboratory Report"
                }
            ]
        },
        "valueString": "Laboratory report"
    }
],
"restriction": {
    "period": {
        "end": "2024-12-29T23:59:59Z"
    }
}
]
}

```

Example 31: Completed Task

```

{
    resourceType: "Task",
    description: "Upload the laboratory results of your last thyroid exam.",
    identifier: [
        {
            "system": "urn:oid:1.3.6.1.4.1.36124.50.10",
            "value": "4af76a04-68d0-4447-9be6-642485503bd8"
        }
    ],
    basedOn: [
        {
            "type": "Appointment",
            "identifier": {
                "system": "urn:oid:1.3.6.1.4.1.36124.50.10",
                "value": "0021884119124"
            },
            "reference": "Appointment/4"
        }
    ],
}

```

```

"status": "completed",
"intent": "unknown",
"code": {
  "coding": [
    {
      "code": "upload"
    }
  ]
},
"authoredOn": "2023-11-07T12:10:14.286+01:00",
"owner": {
  "type": "Patient",
  "identifier": {
    "system": "urn:oid:1.1.1",
    "value": "392d2de4-3c3f-49bf-8d9c-4633dd8698e1"
  },
  "reference": "Patient/1309"
},
"input": [
  {
    "type": {
      "coding": [
        {
          "code": "34759-1",
          "system": "http://loinc.org",
          "display": "Laboratory Report"
        }
      ]
    },
    "valueString": "Laboratory report"
  }
]
"output": [
  {
    "type": {
      "text": "uuid"
    },
    "valueString": "516161546135"
  }
],
"meta": {
  "versionId": "1",
  "lastUpdated": "2023-03-22T10:54:55.147Z",
  "source": "1.1.1.2.2.1"
},
"id": "55"
}

```

2.1.1.1 Form Task

In order to initiate a task to fill out a form, `code.coding.code` must be set to "questionnaire". For the form task the focus field is mandatory, see table [Table 13](#).

Table 13: FHIR Elements for the Focus Field (Form Task)

Name	Cardinality	Type	Comment
focus	1..1	Reference	
reference	1..1	string	Add the resource to retrieve the desired form.
type	1..1	uri	Set the field to "Questionnaire"

Example 32 shows the focus field for a **Form** task.

Example 32: Focus Field for a Form Task

```
{
  "resourceType": "Task",
  "code": {
    "coding": [
      {
        "code": "questionnaire"
      }
    ]
  },
  "focus": {
    "reference": "Questionnaire/31c74fbe-c2a5-4a70-b1dc-4b7bba3b7545"
    "type": "Questionnaire"
  }
}
```

2.1.1.2 Read Task

In order to initiate a task to read a text provided via a URL, `code.coding.code` must be set to "read". For the read task the `input` field is mandatory, see table [Table 14](#).

Table 14: FHIR Elements for the Input Field (Read Task)

Name	Cardinality	Type	Comment
input	1..1	BackboneElement	
type	1..1	CodeableConcept	
coding	1..1	Coding	
display	1..1	string	Enter the title of the task.
valueString	1..1	string	Enter the URL of the document to be read.

Example 33 shows the input field for a **Read** task.

Example 33: Input Field for a Read Task

```
...
  "input": [
    {
      "type": {
        "coding": [
          {
            "display": "This is a read task title with a long text"
          }
        ]
      },
      "valueString": "https://our_info_page.com"
    }
  ]
  ...
```



Note

- In the installation of our application at the customer's site, the Content Security Policy (CSP) must be set up to allow the display of the required info page (URL) in the read task. Additionally, the CSP of that info page must permit embedding into our application.
- Our application is designed to allow 400 % zoom. Therefore, it is the customer's responsibility to make sure that the info page is displayed correctly at this magnification.

2.1.1.3 Upload Task

In order to initiate a task to upload a specific document, `code.coding.code` must be set to "upload". For the upload task the `input` field is mandatory, see table [Table 15](#).

Table 15: FHIR Elements for the Input Field (Upload Task)

Name	Cardinality	Type	Comment
input	1..1	BackboneElement	
type	1..1	CodeableConcept	
coding	1..1	Coding	
code	1..1	code	Code from the codingScheme specified under system.
system	1..1	uri	Select a codingScheme available in the <i>Terminology Server</i> .
display	1..1	string	Set the display name for the codingScheme specified under system.
valueString	1..1	string	Used by eHealth Solutions to add the title of the task.

[Example 34](#) shows the input field for an **Upload** task.

Example 34: Input Field for an Upload Task

```
...
  "input": [
    {
      "type": {
        "coding": [
          {
            "code": "34759-1",
            "system": "http://loinc.org",
            "display": "Laboratory Report"
          }
        ]
      },
      "valueString": "Laboratory report"
    }
  ]
...

```

2.1.1.4 Book Appointment Task

In order to initiate a task to book an appointment, `code.coding.code` must be set to "book". The `basedOn` field contains a reference to the original appointment the task is linked to. An empty `basedOn` field indicates an appointment-independent task (see [Section 2.1.2](#)). Once the task has been completed, the field `focus` contains a reference to the appointment created with this task. Refer to the general part of [Section 2.1.1](#) for more details on the Task resource.

Table 16: FHIR Elements for the Task Resource - Input Field (Book Appointment Task)

Name	Cardinality	Type	Comment
input	1..*	BackboneElement	Can include more than one entry (for example, type.text "serviceType", type.text "specialty").
type	1..1	CodeableConcept	
text	1..1	string	Set it to "serviceType".
valueCoding	1..1	Coding	
system	1..1	uri	Select a codingScheme available in the <i>Terminology Server</i> .
code	1..1	code	Code from the codingScheme specified under system.
display	1..1	string	Set the display name for the codingScheme specified under system. If the entered "serviceType" is not available, the "DisplayName" will be shown in the frontend.
type	0..1	CodeableConcept	
text	1..1	string	Set it to "specialty".
valueCoding	0..1	Coding	
system	1..1	uri	Select a codingScheme available in the <i>Terminology Server</i> .
code	1..1	code	Code from the codingScheme specified under system.
display	1..1	string	Set the display name for the codingScheme specified under system.

Example 35 shows the input field for a **Book Appointment Task**.

Example 35: Input Field for a Book Appointment Task

```

...
  "input": [
    {
      "type": {
        "text": "serviceType"
      },
      "valueCoding": {
        "system": "http://loinc.org",
        "code": "333",
        "display": "Nursing"
      }
    },
    {
      "type": {
        "text": "specialty"
      },
      "valueCoding": {
        "system": "http://loinc.org",
        "code": "394586005",
        "display": "Radiology"
      }
    }
  ]
...

```

2.1.2 Appointment-Independent Tasks

The FHIR Task resources are also used to create tasks that are not related to a specific appointment. Patients are asked to complete this kind of appointment-independent task on the **Tasks** card on the portal's **Home** screen.

Refer to the [official FHIR documentation](#) for general information on Tasks. The details and examples provided under [Section 2.1.1](#) apply to appointment-independent tasks as well. The only exception is the field

basedOn, which relates a task to a specific appointment and is therefore not required for appointment-independent tasks.

2.2 HL7v2

2.2.1 Add Appointment

An appointment received via HL7v2 message can be processed and stored to the *HDR* in order to be displayed in the *Patient Portal*.

The following sections provide an overview and description of the message structure required by eHealth Solutions, and an example message can be found in [Example 36](#).

2.2.1.1 Message Structure

Table 17: Add Appointment Segments

Segment	Description
MSH	Message Header
MSH-9-1	The message code must be SIU
MSH-9-2	The trigger event must be S12
SCH	Scheduling Activity Information
TQ1	Timing/Quantity
PID	Patient Information
RGS	Resource Group
AIP	Appointment Information - Personnel Resource

••• PID

eHealth Solutions recommends to send the PID segment, such that the appointment can be linked to a patient.

••• AIP

eHealth Solutions uses the AIP to transmit the healthcare provider with whom the patient has an appointment.

2.2.1.2 Field Overview

The data generally required for the MSH segment can be seen in [Table 2](#) and those for PID in [Table 4](#). Refer to the [HL7v2 definition](#) for general information on the required fields as listed in [Table 17](#). Information on the fields eHealth Solutions requires to add an appointment are listed here:

••• MSH-9-1

The message code must be **SIU**.

••• MSH-9-2

The trigger event must be **S12**.

••• SCH-8

Recommended. eHealth Solutions uses this field to display the title of the appointment.

••• SCH-25

eHealth Solutions accepts the following status: "Booked", "Cancelled", "Noshow", "Pending", "Waitlist".

If this field is missing or contains a not accepted status, eHealth Solutions uses the status "Booked".

••• TQ1-6

Optional. If this field is missing, SCH-11-3 is used as fallback. In case both are missing, eHealth Solutions tries to calculate the duration based on start and end date/time.

••• TQ1-7

The start time of an appointment is mandatory. If this field is missing, eHealth Solutions uses SCH-11-4 as fallback.

••• TQ1-8

Optional. End date/time is not considered by eHealth Solutions if it is before the start date/time (TQ1-7 or SCH-11-4). If this field is missing, eHealth Solutions uses SCH-11-5 as fallback.

••• PID-3

At least one valid patient id to uniquely identify the patient is mandatory.

••• PID-5

Patient name is mandatory.

••• AIP-3

Recommended. If possible this field should contain the HPD id of the healthcare provider who is requested in the appointment. In case the transmitted healthcare provider is not listed in the HPD, the field should contain the name of the healthcare provider. Otherwise no information regarding the healthcare provider can be displayed in the appointment.

Example 36: Add Appointment

```

MSH|^~\&|SendingApplicationName|SendingFacilityName|HL7API|PKB|201303080949||SIU^S12|ABC
0000000001|P|2.6
SCH|ID123|FAID|1||reason|^checkup^||60|m|||||^Doe^John^|||^Doe^John^|||PFAID||2
TQ1|1||||30^min|20180516130000+0200|20180516133000+0200||||30^min
PID||999999999^^NHS^NH||Smith^John^Joe^Mr||19700101|M||Flat name^1, The Road^London^
London^SW1A 1AA^GBR||01234567890^PRN~07123456789^PRS|^NET^^john.smith@company.com
~01234098765^WPN|||||||||||||N|
RGS|1
AIP|1||hpdUID^FamilyName^GivenName^^Dr^^hpdIssuingAuthority|^Doctor

```

3 Document Administration

The IHE defines how documents are submitted within the XDS infrastructure in *ITI-41 Provide and Register Document Set-b*. The client submits a document to the Document Repository by first providing it to the Document Repository and consequently registering it in the Document Registry. According to the IHE, this transaction is based on ebXML, not HL7. eHealth Solutions provides a **Document Administration** interface based on the HL7v2 inbound MDM messages to enable systems which already have a working MDM interface to submit documents within the XDS infrastructure. The HL7v2 outbound MDM interface allows customers to export documents from the XDS infrastructure and import them into their local, MDM-enabled systems. [Table 18](#) shows all supported transactions for administrating documents.

The **Health Records** application supports the importing of documents to a local system, e.g., an archive, using HL7 MDM. To ensure that documents will be assigned to the correct patient, the identifiers SVNR and XAD PID (global identifier) are used. It is possible to replace the XAD PID with the local patient ID, however, the following rule applies: If the local patient ID and the patient Assigning Authority are transmitted within an integration call-up such as a URL call or over SAML, the MDM must include these parameters instead of the global identifier (XAD PID).

Table 18: Document Administration Supported Transactions

Message Type	Description
MDM^T02	Submit new Document.
MDM^T06	Append a Document to an existing one.
MDM^T08	Submit a Transformation of an existing Document
MDM^T10	Submit a Replacement of an existing Document
MDM^T11	Deprecate a document.



Note

Note that in all MDM messages, eHealth Solutions uses **MSH-4-2** to set the submission-SetUniqueID from the Source. This value is generated according to the pattern: MSH-4-2 + . + currentMillis + . + Thread-ID.

The following optional segments may be placed in inbound as well as outbound MDM messages:

⋮ NTE Segment

The Notes and Comments (NTE) segment allows for the transmission of notes or comments on the sent document(s) in human-readable format. It must follow directly after the OBR segment and is repeatable (max. length per segment: 64 KB). NTE content is appended to a single text comment for the XDS document.

⋮ UAC Segment

The User Authentication Credential (UAC) segment is used to transport the SAML assertion used in access control and audit trails. In the context of **Document Administration** SAML is expected for UAC-1-1 (if SAML is not present, the segment will not be processed further). For UAC-2-5, the Base64-encoded SAML assertion is expected. Please refer to [Section 1.1.5.7](#) for further information on the UAC segment.

Example 37:

```
UAC|SAML|^text^^Base64^PHNhbWwyOkFzc2VydG1vbj5ibGFibGE8L3NhbWwyOkFzc2VydG1vbj4=
```

ZRI Segment

The ZRI segment is used in HL7 MDM T02 messages to transmit grouping-relevant Reference IDs saved in the ReferenceIDList (e.g., AccessionNumber). It follows after the OBR segment and is repeatable. The ZRI segment has the format **ZRI|SetID|CX|CWE**.

- **Set-ID:** Unique numerical ID of the segment (mandatory)
- **CX:** ReferenceID with the Assigning Authority (mandatory)
- **CWE:** Identifier Type Code of the Reference ID (mandatory). Identifier values should follow the **urn:** syntax and preferably be taken from the table provided in [Section 10.1.1](#).

Example 38: ZRI Segments

```
ZRI|1|1.3.6.1.4.101^^^&1.2.3.4&ISO|urn:sense:2016:studyInstanceUID  
ZRI|2|1.2.7.8.1.1^^^&1.2.7.3.2&ISO|urn:ihe:iti:xds:2013:accession  
ZRI|3|1.2.7.8.1.2^^^&1.2.7.3.2&ISO|urn:ihe:iti:xds:2013:accession}
```

ZSC Segment

The ZSC segment is used in HL7 MDM T02 messages to transmit a comment pertaining to the HL7 message itself, with a maximum length of 256 characters. It is non-repeating. Its position in the HL7 message structure is at the very end, after the ZRI segment.



Note

HL7 provides only one field for both the **Type Code** and the **Class Code**. eHealth Solutions recommends to use the **Type Code**, as it is more specific and can therefore unambiguously mapped to the respective **Class Code**.

3.1 Submit Document

3.1.1 Submit Document – HL7v2

The following HL7 message can be received and processed in order to submit a new document to the XDS infrastructure:

- **MDM T02** – Submit Document.

This message type is used to register documents. Additionally, the HL7 message **Submit Document** updates documents if the unique ID of the document is already known. If a recipient is specified in the **TXA-23** field, the document is transmitted to the recipient in the same go and appears in their **Document Transfer** application.

The **MDM T02** message can also be used to send transferral forms. In this case, the file concerned is treated as a form to be provided in the **Transferrals** application instead. To trigger this behavior, the values provided in the **TXA-23** and **OBR-31** fields must correspond to the values set in the configuration as `TransferralItem (infrastructureNode > TransferralService)`. For details, see [Section 3.1.1.2](#).

3.1.1.1 Message Structure

This section provides an overview and description of the message structure of the transaction **Submit Document**.

Table 19: Message Structure Segments

Segment	Description
MSH	Message Header
MSH-9-1	The Message Type must be MDM
MSH-9-2	The TriggerEvent must be T02
EVN	Event Information
PID	Patient Information
PV1	Case Information
OBR	Observation Information
TXA	Document Header
OBX	Document
ZAI	Additional Information Segment
ZAI-1	Document Type Code: the Data Type must be CWE
ZRI	Document Reference ID List

3.1.1.2 Field Overview

The mapping from the MDM^T02 to the XDS data structure is shown in the following tables:

⋮ SessionInfo

Containing information about the current Session (Table 20).

⋮ SubmissionInfo

Containing information about the current submission (Table 21).

⋮ DocumentMetadata

Metadata describing the document (Table 22).

⋮ Document

The document itself (Table 23).

⋮ MSH-3-1

sendingApplication.name: Name of the sending application.

⋮ MSH-3-2

sendingApplication.oid: OID of the sending application.

⋮ MSH-4-1

sendingFacility.name: Name of the sending facility.

⋮ MSH-4-2

sendingFacility.oid: OID of the sending facility.

⋮ EVN-5

Contains the userID and userName of the user who triggered the submission. UserID is filled by EVN-5-1 and EVN-5-9; userName is supplied by the XCN components (see Section 1.1.4.5).

⋮ EVN-5-1 and EVN-5-9

userID: ID of the user who triggered the submission. The ID number can be prefixed with any of the recognized **urn:** prefixes. It forms the first part of the EVN-5 segment.

⋮ MSH-10

sessionID: Unique identifier of this session.

Table 20: Mapping from HL7 MDM message to XDS Data – SessionInfo

HL7-Path	Name	Presence	Repeatable
MSH-3-1	sendingApplication.name	Required	-
MSH-3-2	sendingApplication.oid	Required	-
MSH-4-1	sendingFacility.name	Required	-
MSH-4-2	sendingFacility.oid	Required	-
EVN-5	userName, userID	Required	-
EVN-5-1 and EVN-5-9	userID	Required	-
MSH-10	sessionID	Required	-

⋮ PV1-3-4-1

institution.name: Name of the institution where the document originates from.

⋮ PV1-3-4-2

institution.oid: OID of the institution where the document originates from.

⋮ OBR-31-1

contentTypeCode.value: Content Type of the Submission: Value.

⋮ OBR-31-2

contentTypeCode.displayName: Content Type of the Submission: human-readable display name.

⋮ OBR-31-3

contentTypeCode.codingScheme: Content Type of the Submission: Coding Scheme.

⋮ TXA-9-2

author.lastName: Given name of the author of the submission. This is the same as the author of the document.

⋮ TXA-9-3

author.firstName: Family name of the author of the submission. This is the same as the author of the document.

⋮ TXA-16

title: Title of the submission. This is the title of the document.

Table 21: Mapping from HL7 MDM message to XDS Data – SubmissionInfo

HL7-Path	Name	Presence	Repeatable
PV1-3-4-1	institution.name	Required	-
PV1-3-4-2	institution.oid	Required	-
OBR-31-1	contentTypeCode.value	Required	-
OBR-31-2	contentTypeCode. displayName	Required	-
OBR-31-3	contentTypeCode. codingScheme	Required	-
TXA-9-2	author.lastName	Required	-
TXA-9-3	author.firstName	Required	-
TXA-16	title	Required	-

⋮ MSH-6-2

homeCommunityID: OID of the affinity domain where the document will be stored.

- MSH-19
languageCode: Specifies the human language of the document. Format according RFC-3066.
- PID-3
patientInfo.socialSecurityNumber: Social security number of the patient. Important: The social security number will be identified within the list of patient identifiers (PID-3) by the OID of the social security association.
- PID-3
patientInfo.sourcePatientID: Patient identifier of the local CIS/RIS/PACS/etc. Note that the Patient Identifier is identified within the list of patient identifiers (PID-3) by the identifier type code PI.
- PID-5-1
patientInfo.familyName: Family name of the patient.
- PID-5-2
patientInfo.givenName: Given name of the patient.
- PID-5-3
patientInfo.secondAndFurtherNames[0]: Second and further names of the patient
- PID-5-4
patientInfo.suffix: Name suffix of the patient.
- PID-5-5
patientInfo.prefix: Name prefix of the patient.
- PID-7
patientInfo.birthdate: Birth date of the patient, who has the document assigned.
- PID-8
patientInfo.gender: Gender of the patient.
- PID-11-1
patientInfo.address.street: Address of the patient: streetline with dwelling number.
- PID-11-3
patientInfo.address.city: Address of the patient: city.
- PID-11-5
patientInfo.address.postalCode: Address of the patient: postal code.
- PID-11-6
patientInfo.address.country: Address of the patient: country.
- PV1-2-1
eventCodes[0].value: Event Codes contain additional information to the document. Part 1: Observation Type. (inpatient, outpatient, etc.): typecode.
- PV1-2-2
eventCodes[0].displayName: Event Codes contain additional information to the document. Part 1: Observation Type. (inpatient, outpatient, etc.): display name.
- PV1-2-3
eventCodes[0].codingScheme: Event Codes contain additional information to the document. Part 1: Observation Type. (inpatient, outpatient, etc.): coding scheme.
- PV1-3-4-1
institution.name: Name of the institution from where the document originates.
- PV1-3-4-2
institution.oid

- PV1-3-4-2 + TXA-12-1
 sourceDocumentID: Globally unique identifier of the document. To achieve global uniqueness, the OID of the institution (PV1-3-4-2) is concatenated with the local document identifier (TXA-12-1).
- PV1-3-7-2
 department: Name of the Department from where the document originates.
- PV1-3-7-3
 subDepartment: Name of the Sub-department from where the document originates.
- PV1-3-10-1
 practiceSettingCode.value: Specifies the specialty of the department from where the document originates: value.
- PV1-3-10-2
 practiceSettingCode.displayName: Specifies the specialty of the department from where the document originates: human-readable display name.
- PV1-3-10-3
 practiceSettingCode.codingScheme: Specifies the specialty of the department from where the document originates: coding scheme.
- PV1-10-1
 healthcareFacilityTypeCode.value: Specifies the type of the facility from where the document originates: value.
- PV1-10-2
 healthcareFacilityTypeCode.displayName: Specifies the type of the facility from where the document originates: human-readable display name.
- PV1-10-3
 healthcareFacilityTypeCode.codingScheme: Specifies the type of the facility from where the document originates: coding scheme.
- OBR-4
 Universal Service Identifier
- OBR-7
 serviceStartTime: Start time of the medical service.
- OBR-8
 serviceStopTime: End time of the medical service.
- OBR-31
 eventCodes: Additional EventCodes: listed values are possible. When submitting a transferral form, the content of this field must correspond to the value configured as `TransferralItem`.
- TXA-2-1
 typeCode.value: Code specifying the particular type of the document: value. Note that the field `classCode.value` will be directly mapped to this value.
- TXA-2-2
 typeCode.displayName.value: Code specifying the particular type of document: Human-readable display name.
- TXA-2-2
 classCode.displayName: Code specifying the particular type of the document: Human-readable display name.
- TXA-2-3
 classCode.codingScheme: Code specifying the particular type of the document: Coding scheme.

- TXA-2-3
 typeCode.codingScheme: Code specifying the particular type of the document: Coding scheme.
- TXA-3-1
 mimeType: Mime type of the document.
- TXA-3-2
 formatCode.value: This code identifies the format of the document (e.g., "ScanPDF/IHE 1.0"): Value.
- TXA-3-3
 formatCode.displayName: This code identifies the format of the document (e.g., "ScanPDF/IHE 1.0"): Human-readable display name.
- TXA-3-4
 formatCode.codingScheme: This code identifies the format of the document (e.g., "ScanPDF/IHE 1.0"): Coding scheme.
- TXA-6
 creationTime: Time when the Author created the document.
- TXA-9-2
 author.lastName: Family Name of the author.
- TXA-9-3
 author.firstName: Given Name of the author.
- TXA-10-2
 legalAuthenticator.lastName: Family name of the authenticator of the document.
- TXA-10-3
 legalAuthenticator.firstName: Given name of the authenticator of the document.
- TXA-16
 title: Title of the document.
- TXA-18-1
 confidentialityCodes[0].value: This code is used to specify the level of confidentiality: value.
- TXA-18-2
 confidentialityCodes[0].displayname: This code is used to specify the level of confidentiality: displayname.
- TXA-18-3
 confidentialityCodes[0].codingScheme: This code is used to specify the level of confidentiality: coding scheme.
- TXA-19
 availabilityStatus: Availability status of the document. Possible values are: **F** if the document is final and should be stored/updated. **D** if the document is deprecated and should be deleted.
- TXA-23
 intendedRecipient: This could be individual or organizational providers. The TXA-23-1 component must contain the provider ID as defined in the Healthcare Provider Directory, including the ID type and the assigning authority. The content of TXA-23-13 (Identifier Type) must either be **DN** for individuals or **XX** for organizations. If an individual in a specific organization is to be addressed, the first occurrence of the TXA-23 field is reserved for the individual provider, while the second must refer to the respective organization. In this case, the organization must be marked with **EN** as identifier type. When submitting a transferral form, the content of this field must correspond to the value configured as `TransferralItem`.

- ⋮ ZAI-1-1
 documentTypeCode.value: Code specifying the particular type of the document: value. (conditionally required field).
- ⋮ ZAI-1-2
 documentTypeCode.displayName: Code specifying the particular type of the document: Human-readable display name. (optional field).
- ⋮ ZAI-1-3
 documentTypeCode.codingScheme: Code specifying the particular type of the document: Coding scheme. (optional field).
- ⋮ ZRI-1
 set-id.uniqueId: Unique numeric HL7 Segment ID (required field).
- ⋮ ZRI-2
 cx.referenceId: The Reference ID with Assigning Authority (required field).
- ⋮ ZRI-3
 cwe.identifierTypeCode: The Identifier Type Code of the Reference ID (required field)
 e.g., for a case visit ID.

Table 22: Mapping from HL7 MDM message to XDS Data – DocumentMetadata

HL7-Path	Name	Presence	Repeatable
MSH-6-2	homeCommunityID	Required	-
MSH-19	languageCode	Required	-
PID-3	patientInfo. socialSecurityNumber	Required	-
PID-3	patientInfo.sourcePatientID	Required	-
PID-5-1	patientInfo.familyName	Required	-
PID-5-2	patientInfo.givenName	Required	-
PID-5-3	patientInfo. secondAndFurtherNames[0]	Optional	-
PID-5-4	patientInfo.suffix	Optional	-
PID-5-5	patientInfo.prefix	Optional	-
PID-7	patientInfo.birthdate	Required	-
PID-8	patientInfo.gender	Required	-
PID-11-1	patientInfo.address.street	R*	-
PID-11-3	patientInfo.address.city	R*	-
PID-11-5	patientInfo.address. postalCode	R*	-
PID-11-6	patientInfo.address.country	R*	-
PV1-2-1	eventCodes[0].value	Required	-
PV1-2-2	eventCodes[0].displayName	Required	-
PV1-2-3	eventCodes[0]. codingScheme	Required	-
PV1-3-4-1	institution.name	Required	-
PV1-3-4-2	institution.oid: OID of the institution where the document originates.	Required	-
PV1-3-4-2 + TXA-12-1	sourceDocumentID	Required	-
PV1-3-7-2	department	Optional	-
PV1-3-7-3	subDepartment	Optional	-
PV1-3-10-1	practiceSettingCode.value	Required	-

Table 22: Mapping from HL7 MDM message to XDS Data – DocumentMetadata 

Table 22: Mapping from HL7 MDM message to XDS Data – DocumentMetadata



HL7-Path	Name	Presence	Repeatable
PV1-3-10-2	practiceSettingCode. displayName	Required	-
PV1-3-10-3	practiceSettingCode. codingScheme	Required	-
PV1-10-1	healthcareFacilityTypeCode. value	Required	-
PV1-10-2	healthcareFacilityTypeCode. displayName	Required	-
PV1-10-3	healthcareFacilityTypeCode. codingScheme	Required	-
OBR-4	Universal Service Identifier	Required by HL7 but not processed in eHealth	No
OBR-7	serviceStartTime	Required by eHealth Solutions	-
OBR-8	serviceStopTime	Optional	-
OBR-31	eventCodes	Optional	-
TXA-2-1	typeCode.value	Required	-
TXA-2-2	typeCode.displayName.value	Required	-
TXA-2-2	classCode.displayName	Required	-
TXA-2-3	classCode.codingScheme	Required	-
TXA-2-3	typeCode.codingScheme	Required	-
TXA-3-1	mimeType	Required	-
TXA-3-2	formatCode.value	Required	-
TXA-3-3	formatCode.displayName	Required	-
TXA-3-4	formatCode.codingScheme	Required	-
TXA-6	creationTime	Required	-
TXA-9-2	author.lastName	Required	-
TXA-9-3	author.firstName	Required	-
TXA-10-2	legalAuthenticator.lastName	Required	-
TXA-10-3	legalAuthenticator.firstName	Required	-
TXA-16	title	Required	-
TXA-18-1	confidentialityCodes[0]. value	Required	-
TXA-18-2	confidentialityCodes[0]. displayname	Required	-
TXA-18-3	confidentialityCodes[0]. codingScheme	Required	-
TXA-19	availabilityStatus	Required	-
TXA-23	intendedRecipient	Conditionally Required	Y
ZAI-1-1	documentTypeCode.value	Conditionally Required	-
ZAI-1-2	documentTypeCode. displayName	Optional	-
ZAI-1-3	documentTypeCode. codingScheme	Optional	-
ZRI-1	set-id.uniqueld	Optional	-
ZRI-2	cx.referenceId	Optional	-
ZRI-3	cwe.identifierTypeCode	Presence	-

Table Legend: R* = Required only in MDM messages.

OBX-2

Document submission type: This represents how the document is submitted. In this case the value must be set to ED (Encapsulated Data) to signal that the binary content can be found in OBX-5.

OBX-5

Binary Content: The binary content Base64 encoded. Documents may be split into docblocks with 64kB.

Table 23: Mapping from HL7 MDM message to XDS Data – Document

HL7-Path	Name	Presence	Repeatable
OBX-2	Document submission type	Required	-
OBX-5	Binary Content	Required	-

3.1.1.3 HL7v2 Inbound Message Structure

Example 39: Submitting Documents (Inbound)

```
MSH|^~\&|SendingApplicationName^1.2.3.4.5^ISO|SendingFacilityName^1.1.1.2.98^ISO||^1.1.1.1^
ISO|||MDM^T02|||||
EVN||||^UserFamilyName^UserGivenName
PID|||1231451^^^NATIONAL SOCIAL SECURITY ASSOCIATION&2.1.414.1.4.14&ISO^SS~pat1125^^^
LocalAssigningAuthority&1.2.3.4.6&ISO||PatientFamilyName^PatientGivenName
||20110706094842|M||Address^^City^^Postal Code
PV1||^S^SendingFacilityName&1.2.3.4.6&ISO^^^Department&SubDepartment^^^419192003&Internal
Medicine&SNOMED_CT|||||ETU^Trauma Unit^2.16.840.1.113883.5.11
OBR|||||20110706094842|20110706094842|||||ABC1^DEF^1.3.4.2|Counseling^
Konsil^eHealth_contentTypeCodes|ABC3^DEF^1.3.4.2
TXA||11490-0^Discharge Letter^LOINC|application/pdf^ScanPDF/IHE 1.x^ScanPDF/IHE 1.x^
eHealth_formatCodes|||20110706094842||^AuthorFamilyName^AuthorGivenName|^
LegalAuthenticatorFamilyName^LegalAuthenticatorGivenName||docID1309938522620|||HL7v2
TestDocument||N^Normal^2.16.840.1.113883.5.25|F
OBX|1|ED|||JVBERi0xLjQKJcOkw7zDts0fCjIgmCBvYmoKPDwvTGvUz3RoIDMgMCBSL0ZpbHRlcic9G6GF0ZUR1Y29
kZT4+CnN0cmVhbQp4n0Uby4okufHeX5HnAdcqpJSUCyuhqqvL+Nj2gD9g7V1jpm1mL/v71jJDcogIRVX32
GYNyzAzSK1...i0kluI|||||
OBX|2|ED|||bpJEW+Mfu5XSQYSU7VByhF1eDUmARDRBk1JKG1wuDN1a9nY7pDTpxIKmGMHg31bSacSM7fJg6K+//u0
xmHT+bw5o1+h4Kds2Q8RK2VYPe+lyp3msyS+JrhdWRfufXkVAr4hjonREzBEdz3CREdJZ2niLu5UMv/
dKKRviLZSOBK...+A75Tv|||||
OBX|3|ED|||tE/hm2CElItbsmHJySwSsAQvaQn6atqrN1Qz1fvcJid+YEyZI/t6HDmHfNH7SeIVUTOQKCykidLaiNCOD
30oS1mY9791avhhZjt1WmmOZEoE+wi35r8VmJVyDl5B3WaM/nclI7WApXI05h/wzf3iizLzjX1nP/KDP/CX5/
qnsX...VPRgo=|||||
ZAI|11490-0^Zusammenfassung bei Entlassung (Arzt)^LOINC
ZRI|1|1.3.6.1.4.101^^^&1.2.3.4&ISO|urn:sense:2016:studyInstanceUID
ZRI|2|1.2.7.8.1.1^^^&1.2.7.3.2&ISO|urn:ihe:iti:xds:2013:accession
ZRI|3|1.2.7.8.1.2^^^&1.2.7.3.2&ISO|urn:ihe:iti:xds:2013:accession
```

In HL7v2 inbound MDM messages eHealth Solutions supports the transmission of the Document Type Code either in the TXA-2 field or in the ZAI-1 field. Depending on the transmission, eHealth Solutions decodes the Document Type Code and the Document Class Code as follows:

- If you only transmit the ZAI-1 field, eHealth Solutions decodes the Document Type Code from the ZAI-1 field and resolves the Document Class Code from the Document Type Code.
- If you transmit the ZAI-1 and the TXA-2 fields, eHealth Solutions decodes the Document Type Code from the ZAI-1 field and the Document Class Code from the TXA-2 field.
- If you only transmit the TXA-2 field, eHealth Solutions decodes the Document Type Code from the TXA-2 field and resolves the Document Class Code from the Document Type Code.

3.1.1.4 HL7v2 Outbound Message Structure

The following segments take on a special meaning in outbound Submit Document messages:

EVN-5 – Operator ID

The HPD UID of the individual provider. Since the MSH segment always lists eHealth Solutions in outgoing messages, the EVN-5 segment is used to indicate the person who originally submitted the document to eHealth Solutions. The value of this field is used in audit logs, it is thus recommended to always provide a meaningful value here.

EVN-7 – Event Facility

The HPD UID of the organizational provider. Since the MSH segment always lists eHealth Solutions in outgoing messages, the EVN-7 segment is used to indicate the organization/facility which originally submitted the document.

ZAI-1 – Document Type Code

The Document Type Code. In HL7v2 outbound MDM messages, the ZAI-1 field is used to send the Document Type Code. The data type of this field is CWE (Coded with Exceptions). See [Section 1.1.4](#) for further information about data types.

Example 40: Submitting Documents (Outbound)

```
MSH|^~\&|^1.1.1.2.37|^1.1.1|^1.1.1:K706|^1.1.1:K706|20191028095351.502+0100||MDM^T02^MDM_T
02|c4d4534b-2eca-4320-9a21-4a039cfe7a5b|P|2.3.1||AL||UNICODE UTF-8|de-AT
EVN||20191028095351.502+0100||urn:hpd:1.1.1:1572252626718|^urn:hpd:1.1.1:K706
PID||2af053b8-554d-430a-b47f-59a0b2a15808^^^&2.2.2.9.9&ISO||Dinzel^Franz^^Msc.^Dr.^A~
Dinzel^Franz^Test_ELGA_FurtherName^Msc.^Dr.^L||19801221|M||Amraser Straße 1a^^
Innsbruck^Tirol^6020^AT^L~Amraser Straße 1a^^Innsbruck^^6020^AT^M|||||||||0||||N
PV1||^Landeskrankenhaus Innsbruck&1.1.1.2.2.1^^^^^^419192003&Innere Medizin&SNOMED_CT
|||||PC^A11gemeine Ambulanz^2.16.840.1.113883.5.11
OBR|||||20130821000000.796+0200|20200919010000.796+0200|||||||||||||||||
ContentTypeCode^Content Type Code^sense_contentTypeCodes
NTE||Used to test submission and retrieval for ELGA documents: CDA Level 3
TXA||11490-0^Zusammenfassung bei Entlassung (Arzt)^LOINC|text/xml^urn:elga:dissum:2013:
EIS_FullSupport^ELGA Entlassungsbrief EIS_FullSupport
^1.2.40.0.34.5.37||20130821130000+0200||^Mustermann^Max^Arthur^^^Dr.^AAAAAAAAAAAAAAAA^Dr
.^||f76ce0b1-f7d5-4127-9bc8-5c5190d72b86||Zusammenfassung bei Entlassung EIS
FullSupport||MPQ^MPQ^2.16.840.1.113883.5.25|||urn:hpd:1.1.1:K706^^^^^^^^^^^^^^XX
OBX|ED||PD94bwWgdmVyc2l1vbj0iMS4wIiB1bmlvZGlzZ0idXRmLTgiIHNOYW5kYWxvbmU9InllcyI/Pgo8P3htbc
1zdHls...
ZAI|11490-0^Zusammenfassung bei Entlassung (Arzt)^LOINC
ZRI|1|1.2.7.8.1.1^^&1.2.7.3.2&ISO|urn:ihe:iti:xds:2013:accession
```

3.2 Append Document

3.2.1 Append Document – HL7v2

The following HL7 message can be received and processed in order to append a document:

➤ MDM T06 – Append Document.

The submission of an addendum document creates a link between an existing document and the addendum document. The append relationship leaves the original document with its availabilityStatus unchanged (Approved).



Note

An appended document can be any document that is associated with the initial document but differs in content.

3.2.1.1 Message Structure

This section provides an overview and description of the message structure of the transaction **Append Document**.

Table 24: Append Document Segments

Segment	Description
MSH	Message Header
MSH-9-1	The Message Type must be MDM
MSH-9-2	The TriggerEvent must be T06
EVN	Event Information
PID	Patient Information
PV1	Case Information
OBR	Observation Information
TXA	Document Header
OBX	Document

3.2.1.2 Field Overview

The message syntax generally does not differ from the syntax of submitting a document (see [Table 20](#), [Table 21](#), [Table 22](#), [Table 23](#)). However, there is one exception: Within the document metadata, the document ID of the initial document (which receives the addendum) must be set as shown in [Table 25](#).

TXA-13

document.parentDocumentID: Document ID of the Parent document.

Table 25: Mapping from HL7 MDM message to XDS Data for Document Addendum

HL7-Path	Name	Presence	Repeatable
TXA-13	document. parentDocumentID	Required	-

Example 41:

```
MSH|^~\&|SendingApplicationName^1.2.3.4.5^ISO|SendingFacilityName^1.1.1.2.98^ISO||^1.1.1.1^
ISO|||MDM^T06|||||
EVN||||^UserFamilyName^UserGivenName
PID|||1231451^^^NATIONAL SOCIAL SECURITY ASSOCIATION&2.1.414.1.4.14&ISO^SS~pat1125^^^
LocalAssigningAuthority&1.2.3.4.6&ISO||PatientFamilyName^PatientGivenName
||20110706094842|M||Address^^City^^Postal Code
PV1||^SendingFacilityName&1.2.3.4.6&ISO^^^Department&SubDepartment^^^419192003&Internal
Medicine&SNOMED_CT|||||ETU^Trauma Unit^2.16.840.1.113883.5.11
OBR|||||20110706094842|20110706094842|||||ABC1^DEF^1.3.4.2|Counseling^
Konsil^eHealth_contentTypeCodes|ABC3^DEF^1.3.4.2
TXA||11490-0^Discharge Letter^L0INC|application/pdf^ScanPDF/IHE 1.x^ScanPDF/IHE 1.x^
eHealth_formatCodes|||20110706094842||^AuthorFamilyName^AuthorGivenName|^
LegalAuthenticatorFamilyName^LegalAuthenticatorGivenName||docID1309938522620|parentDocID
1309938522620||HL7v2 TestDocument||N^Normal^2.16.840.1.113883.5.25|F
OBX|1|ED|||JVBeri0xLjQKJcOkw7zDts0fCjIgmCBvYmoKPDwvTGVuZ3RoIDMgMCBSL0ZpbHRlc19G6bGF0ZURlY29
kZT4+CnN0cmVhbQp4n0Uby4okufHeX5HnAdcqpJSUCYuhqqvL+Nj2gD9g7V1jpm1mL/v71jJDocgIRVX32
GYNyzAzSK1...i0kluI|||||
OBX|2|ED|||bpJEw+Mfu5XSQYsU7VByhF1eUmARDRBk1JkGlwuDN1a9nY7pDTpxIKmGMHg31bSacSM7fJg6K+//u0
xmHT+bw5o1+h4Kds2Q8RK2VYPe+lyp3MsyS+JrhdWRfUFXkVAR4hjonREzBEDbz3CREdJZ2niLu5UMv//
dKKRviLZSOBK...+A75Tv|||||
OBX|3|ED|||tE/hm2CElItbsmHJySWssAQvaQn6atqrN1Qz1fvcvJid+YEyZI/t6HDmHfNH7SeIVUtOQKCykidLaiNCOD
```

```
30oS1mY9791avhhZjt1Wwmm0ZEoE+wi35r8VmJVyD15B3WaM/nclI7WApXI05h/wzf3iizLzjX1nP/KDP/CX5/
qnsX...VPRgo=|||||
```

3.3 Transform Document

3.3.1 Transform Document – HL7v2

The following HL7 message can be received and processed in order to transform a document:

➤ **MDM T08** – Transform Document.

The submission of a transformation document creates a link between an existing document and the transformation document. The transform relationship leaves the original document with its availabilityStatus unchanged (Approved).



Note

A transformation document might be a translation or different representation (PDF and plain-text) version of the initial document.

3.3.1.1 Message Structure

This section provides an overview and description of the message structure of the transaction **Transform Document**.

Table 26: Transform Document Segments

Segment	Description
MSH	Message Header
MSH-9-1	The Message Type must be MDM
MSH-9-2	The TriggerEvent must be T08
EVN	Event Information
PID	Patient Information
PV1	Case Information
OBR	Observation Information
TXA	Document Header
OBX	Document

3.3.1.2 Field Overview

The message syntax generally does not differ from the syntax of submitting a document (see [Table 20](#), [Table 21](#), [Table 22](#), [Table 23](#)). However, there is one exception: The document ID of the initial document (which gets the transformation) must be set as shown in [Table 27](#).

TXA-13

document.parentDocumentID: Document ID of the Parent document.

Table 27: Mapping from HL7 MDM message to XDS Data for Document Transform

HL7-Path	Name	Presence	Repeatable
TXA-13	document. parentDocumentID	Required	-

Example 42:

```
MSH|^~\&|SendingApplicationName^1.2.3.4.5^ISO|SendingFacilityName^1.1.1.2.98^ISO||^1.1.1.1^
ISO||MDM^T08|||||
EVN||||^UserFamilyName^UserGivenName
PID|||1231451^^^NATIONAL SOCIAL SECURITY ASSOCIATION&2.1.414.1.4.14&ISO^SS~pat1125^^^
LocalAssigningAuthority&1.2.3.4.6&ISO||PatientFamilyName^PatientGivenName
||20110706094842|M||Address^^City^^Postal Code
PV1||^SendingFacilityName&1.2.3.4.6&ISO^^^Department&SubDepartment^^^419192003&Internal
Medicine&SNOMED_CT|||||ETU^Trauma Unit^2.16.840.1.113883.5.11
OBR|||||20110706094842|20110706094842|||||ABC1^DEF^1.3.4.2|Counseling^
Konsil^eHealth_contentTypeCodes|ABC3^DEF^1.3.4.2
TXA||11490-0^Discharge Letter^L0INC|application/pdf^ScanPDF/IHE 1.x^ScanPDF/IHE 1.x^
eHealth_formatCodes|||20110706094842||^AuthorFamilyName^AuthorGivenName|^
LegalAuthenticatorFamilyName^LegalAuthenticatorGivenName||docID1309938522620|parentDocID
1309938522620||HL7v2 TestDocument||N^Normal^2.16.840.1.113883.5.25|F
OBX|1|ED|||JVBERi0xLjQKJc0kw7zDts0fCjIgmCBvYmoKPDwvTGvuZ3RoIDMgMCBSL0ZpbHRlcj9G6GF0ZURlY29
kZT4+CnN0cmVhbQp4n0Uby4okufHeX5HnAdcqpJSUCYuhqqvL+Nj2gD9g7V1jpm1mL/v7ljJDocgIRVX32
GYNyzAzSK1...i0kluI|||||
OBX|2|ED|||bpJEw+Mfu5XSQYsU7VByhF1eDUmARDRBklJkG1wuDN1a9nY7pDTpxIKmGMHg31bSacSM7fJg6K+//u0
xmHT+bw5o1+h4Kds2Q8RK2VYPe+lyp3MsyS+JrhdWrfuFXkVAr4hjonREzBEdbz3CREdJZ2niLu5UMv/
dKKRviLZSOBK...+A75Tv|||||
OBX|3|ED|||tE/hm2CElItbsmHJySwSSAQvaQn6atqrN1Qz1fvcvJid+YEyZI/t6HDmHfNH7SeIVUtOQKCykidLaiNCOD
30oS1mY9791avhhZjtlWwmmOZEoE+wi35r8VmJVyDl5B3WaM/nclI7WApXI05h/wzf3iizLzjX1nP/KDP/CX5/
qnsX...VPRgo=|||||
```

3.4 Replace Document

3.4.1 Replace Document – HL7v2

The following HL7 message can be received and processed in order to replace a document:

- **MDM T10** – Replace Document.

The submission of an replacement document creates a link between an existing document and the replacement document. The availabilityStatus of the initial document is changed to “deprecated” and the newly created replacement document is set to “approved”.

3.4.1.1 Message Structure

This section provides an overview and description of the message structure of the transaction **Replace Document**.

Table 28: Replace Document Segments

Segment	Description
MSH	Message Header
MSH-9-1	The Message Type must be MDM

Table 28: Replace Document Segments 

Segment	Description
MSH-9-2	The TriggerEvent must be T10
EVN	Event Information
PID	Patient Information
PV1	Case Information
OBR	Observation Information
TXA	Document Header
OBX	Document

3.4.1.2 Field Overview

The message syntax generally does not differ from the syntax of submitting a document (see [Table 20](#), [Table 21](#), [Table 22](#), [Table 23](#)). However, there is one exception: The document ID of the initial document (which gets the replacement) must be set as shown in [Table 29](#).

TXA-13

document.parentDocumentID: Document ID of the Parent document.

Table 29: Mapping from HL7 MDM message to XDS Data for Document Replacement

HL7-Path	Name	Presence	Repeatable
TXA-13	document. parentDocumentID	Required	-

Example 43:

```
MSH|^~\&|SendingApplicationName^1.2.3.4.5^ISO|SendingFacilityName^1.1.1.2.98^ISO||^1.1.1.1^
ISO|||MDM^T10|||
EVN|||^UserFamilyName^UserGivenName
PID|||1231451^^NATIONAL SOCIAL SECURITY ASSOCIATION&2.1.414.1.4.14&ISO^SS~pat1125^^^
LocalAssigningAuthority&1.2.3.4.6&ISO||PatientFamilyName^PatientGivenName
||20110706094842|M||Address^^City^^Postal Code
PV1||^SendingFacilityName&1.2.3.4.6&ISO^^^Department&SubDepartment^^^419192003&Internal
Medicine&SNOMED_CT|||ETU^Trauma Unit^2.16.840.1.113883.5.11
OBR|||20110706094842|20110706094842|||ABC1^DEF^1.3.4.2|Counseling^
Konsil^eHealth_contentTypeCodes|ABC3^DEF^1.3.4.2
TXA||11490-0^Discharge Letter^L0INC|application/pdf^ScanPDF/IHE 1.x^ScanPDF/IHE 1.x^
eHealth_formatCodes||20110706094842||^AuthorFamilyName^AuthorGivenName|^
LegalAuthenticatorFamilyName^LegalAuthenticatorGivenName|docID1309938522620|parentDocID
1309938522620||HL7v2 TestDocument||N^Normal^2.16.840.1.113883.5.25|F
OBX|1|ED||JVBeri0xLjQKJc0kw7zDts0fCjIgmCBvYmoKPDwvTGvUz3RoIDMgMCBSL0ZpbHR1ci9GbGF0ZUR1Y29
kZT4+CnN0cmVhbQp4n0Uby4okufHeX5HnAdcqpJSUCYuhqqvL+Nj2gD9g7V1jpm1mL/v7ljJDocgIRVX32
GYNyzAzSK1...i0k1uI|||
OBX|2|ED||bpJEw+Mfu5XSQYsU7VByhF1eDUmARDRBk1JkG1wuDN1a9nY7pDTpxIKmGMHg31bSacSM7fJg6K+//u0
xmHT+bw5o1+h4Kds2Q8RK2VYPE+1yp3MsyS+JrhdwRfuFXkVAr4hjonREzBEdbz3CREdJZ2niLu5UMv/
dKkRViLZS0BK...+A75Tv|||
OBX|3|ED||tE/hm2CElitbsmHJySwssAQvaQn6atqrN1Qz1fcvJid+YEyZI/t6HdMhFNH7SeIVUtoQKCykidLaiNCOD
30oS1mY9791avhhZjtlWmm0ZEoE+wi35r8VmJVyDl5B3WaM/nclI7WApXI05h/wzf3iizLzjX1nP/KDP/CX5/
qnsX...VPRgo=|||
```

3.5 Deprecate Document

3.5.1 Deprecate Document – HL7v2

The following HL7 message can be received and processed in order to deprecate a document:

➤ **MDM T11** – Deprecate Document.

This method is used to deprecate a document. The deprecated document is not removed from the infrastructure, but its document status is set from **approved** to **deprecated**.



Note

When a document's status has been set to "deprecated", it is still displayed in the default results set. Nevertheless, the document is clearly recognizable as "deprecated" since it is crossed out in the **Health Records** application.

3.5.1.1 Message Structure

This section provides an overview and description of the message structure of the transaction **Deprecate Document**.

Table 30: Deprecate Document Segments

Segment	Description
MSH	Message Header
MSH-9-1	The Message Type must be MDM
MSH-9-2	The TriggerEvent must be T11
EVN	Event Information
PID	Patient Information
PV1	Case Information
OBR	Observation Information
TXA	Document Header

3.5.1.2 Field Overview

The message syntax differs from the syntax of submitting a document (see [Table 20](#), [Table 21](#), [Table 22](#)) in only one regard: It entirely misses the binary document itself (the OBX segment is missing).

Example 44:

```
MSH|^~\&|SendingApplicationName^1.2.3.4.5^ISO|SendingFacilityName^1.1.1.2.98^ISO||^1.1.1.1^
ISO|||MDM^T11|||
EVN|||^UserFamilyName^UserGivenName
PID|||1231451^^^NATIONAL SOCIAL SECURITY ASSOCIATION&2.1.414.1.4.14&ISO^SS~pat1125^^^
LocalAssigningAuthority&1.2.3.4.6&ISO||PatientFamilyName^PatientGivenName
||20110706094842|M||Address^^City^^Postal Code
PV1||^SendingFacilityName&1.2.3.4.6&ISO^^^Department&SubDepartment^^^419192003&Internal
Medicine&SNOMED_CT|||ETU^Trauma Unit^2.16.840.1.113883.5.11
OBR|||20110706094842|20110706094842|||ABC1^DEF^1.3.4.2|Counseling^
Konsil^eHealth_contentTypeCodes|ABC3^DEF^1.3.4.2
TXA||11490-0^Discharge Letter^LOINC|application/pdf^ScanPDF/IHE 1.x^ScanPDF/IHE 1.x^
eHealth_formatCodes||20110706094842||^AuthorFamilyName^AuthorGivenName|^
LegalAuthenticatorFamilyName^LegalAuthenticatorGivenName|docID1309938522620||HL7v2
TestDocument|N^Normal^2.16.840.1.113883.5.25|F
```

4 eHealth Stroke

eHealth Stroke is an application designed to assist in the treatment of stroke cases. It coordinates the communication and ensures an efficient data and image exchange between all involved parties. This section offers information on FHIR resources used by eHealth Stroke.

4.1 National Institutes of Health Stroke Scale (NIHSS)

Table 31 contains information on the relevant FHIR elements for the Observation resource for the NIHSS. Example 45 and Example 46 show sample JSON structures of a NIHSS survey and a NIHSS estimation.

Refer to the [official FHIR documentation \(Observation resource\)](#) for further details.

Table 31: FHIR Elements for the Observation Resource NIHSS

Name	Cardinality	Comment
resourceType	1..1	Set it to "Observation".
meta	1..1	
tag	1..1	
system	1..*	Set one tag.system element to "http://sense/ssc/quickScore" and another to "http://sense/ssc/username".
code	1..*	If tag.system is set to "http://sense/ssc/quickScore", set it to "false" for NIHSS surveys and to "true" for NIHSS estimations. If tag.system is set to "http://sense/ssc/username", the user name of the user conducting the NIHSS should be used.
status	1..1	Set it to "final".
category	1..1	Code from the codingScheme specified under category.system
coding	1..1	
system	1..1	Set it to "http://terminology.hl7.org/CodeSystem/observation-category".
code	1..1	Set it to "exam".
code	1..1	Code from the codingScheme specified under code.system
coding	1..1	
system	1..1	Set it to "http://loinc.org".
code	1..1	Set it to "70182-1".
component	1..1	
code	1..*	Code from the codingScheme specified under code.system
coding	1..1	
system	1..1	Set it to "http://loinc.org".
code	1..1	Set it to the LOINC code of the respective NIHSS items and the date of observation.
value[x]	1..1	Choice of different value types. Use "valueInteger" for the value of the NIHSS items and "valueDateTime" for the date and time of the observation.

Example 45: NIHSS Survey

```
{
  "resourceType": "Observation",
  "id": "df307b33-226c-4979-b262-d826cc40cb6b",
  "meta": {
    "versionId": "1",
    "lastUpdated": "2024-09-30T09:19:15.565+00:00",
    "source": "1.1.1.111#k2dR4Y7Mroh9d3rC",
    "tag": [ {
      "system": "http://sense/ssc/quickScore",
```

```

    "code": "false"
  }, {
    "system": "http://sense/ssc/strokeCaseId",
    "code": "9373"
  }, {
    "system": "http://sense/ssc/username",
    "code": "Physician Name"
  } ]
},
"status": "final",
"category": [ {
  "coding": [ {
    "system": "http://terminology.hl7.org/CodeSystem/observation-category",
    "code": "exam"
  } ]
} ],
"code": {
  "coding": [ {
    "system": "http://loinc.org",
    "code": "70182-1"
  } ]
},
"subject": {
  "reference": "Patient/19d54f1e-089b-492b-91ec-47e8b4617e26",
  "type": "Patient",
  "identifier": {
    "system": "urn:oid:1.1.1.111",
    "value": "04dcc9c-8123-4941-abe8-c3d2fd3d5b39"
  }
},
"effectiveDateTime": "2024-09-30T09:19:15+00:00",
"issued": "2024-09-30T09:19:15.385+00:00",
"component": [ {
  "code": {
    "coding": [ {
      "system": "http://loinc.org",
      "code": "65844-3"
    } ]
  },
  "valueDateTime": "2024-09-30T09:19:15+00:00"
}, {
  "code": {
    "coding": [ {
      "system": "http://loinc.org",
      "code": "70184-7"
    } ]
  },
  "valueInteger": 1
}, {
  "code": {
    "coding": [ {
      "system": "http://loinc.org",
      "code": "70185-4"
    } ]
  },
  "valueInteger": 1
}, {
  "code": {
    "coding": [ {
      "system": "http://loinc.org",
      "code": "70186-2"
    } ]
  },
  "valueInteger": 1
}, {

```

```

"code": {
  "coding": [ {
    "system": "http://loinc.org",
    "code": "70187-0"
  } ]
},
"valueInteger": 1
}, {
"code": {
  "coding": [ {
    "system": "http://loinc.org",
    "code": "70188-8"
  } ]
},
"valueInteger": 1
}, {
"code": {
  "coding": [ {
    "system": "http://loinc.org",
    "code": "70189-6"
  } ]
},
"valueInteger": 1
}, {
"code": {
  "coding": [ {
    "system": "http://loinc.org",
    "code": "70190-4"
  } ]
},
"valueInteger": 1
}, {
"code": {
  "coding": [ {
    "system": "http://loinc.org",
    "code": "70967-5"
  } ]
},
"valueInteger": 1
}, {
"code": {
  "coding": [ {
    "system": "http://loinc.org",
    "code": "70191-2"
  } ]
},
"valueInteger": 1
}, {
"code": {
  "coding": [ {
    "system": "http://loinc.org",
    "code": "70968-3"
  } ]
},
"valueInteger": 1
}, {
"code": {
  "coding": [ {
    "system": "http://loinc.org",
    "code": "70192-0"
  } ]
},
"valueInteger": 1
}, {
"code": {

```

```

    "coding": [ {
      "system": "http://loinc.org",
      "code": "70193-8"
    } ]
  },
  "valueInteger": 1
}, {
  "code": {
    "coding": [ {
      "system": "http://loinc.org",
      "code": "70194-6"
    } ]
  },
  "valueInteger": 1
}, {
  "code": {
    "coding": [ {
      "system": "http://loinc.org",
      "code": "70195-3"
    } ]
  },
  "valueInteger": 1
}, {
  "code": {
    "coding": [ {
      "system": "http://loinc.org",
      "code": "70196-1"
    } ]
  },
  "valueInteger": 1
}, {
  "code": {
    "coding": [ {
      "system": "http://loinc.org",
      "code": "72089-6"
    } ]
  },
  "valueInteger": 0
} ]
}

```

Example 46: NIHSS Estimation

```

{
  "resourceType": "Observation",
  "id": "39e72217-b203-4575-af1e-a158cf6720fa",
  "meta": {
    "versionId": "1",
    "lastUpdated": "2024-10-14T11:37:55.733+00:00",
    "source": "1.1.1.2.1#Omb11dGPSsyrOtYD",
    "tag": [ {
      "system": "http://sense/ssc/quickScore",
      "code": "true"
    }, {
      "system": "http://sense/ssc/strokeCaseId",
      "code": "9833"
    }, {
      "system": "http://sense/ssc/username",
      "code": "Physician Name"
    } ]
  },
  "status": "final",
  "category": [ {

```

```

"coding": [ {
  "system": "http://terminology.hl7.org/CodeSystem/observation-category",
  "code": "exam"
} ]
} ],
"code": {
  "coding": [ {
    "system": "http://loinc.org",
    "code": "70182-1"
  } ]
},
"subject": {
  "reference": "Patient/fb3121e7-b5bd-409f-95c9-b7e68f23d19d",
  "type": "Patient",
  "identifier": {
    "system": "urn:oid:1.1.1.487569452",
    "value": "e2b10a65-9f2e-4fb1-b4e6-83aaa5f6a810"
  }
},
"effectiveDateTime": "2024-10-14T11:37:55+00:00",
"issued": "2024-10-14T11:37:55.147+00:00",
"note": [ {
  "authorString": "admin_tech admin_tech",
  "time": "2024-10-14T11:37:55+00:00",
  "text": "sfsd"
} ],
"component": [ {
  "code": {
    "coding": [ {
      "system": "http://loinc.org",
      "code": "65844-3"
    } ]
  },
  "valueDateTime": "2024-10-14T11:37:55+00:00"
}, {
  "code": {
    "coding": [ {
      "system": "http://loinc.org",
      "code": "72089-6"
    } ]
  },
  "valueInteger": 14
} ]
}

```

4.2 Onset Timer

Table 32 contains information on the relevant FHIR elements for the Observation resource for an onset timer. Example 47 shows a sample JSON structure.

Refer to the [official FHIR documentation \(Observation resource\)](#) for further details.

Table 32: FHIR Elements for the Observation Resource Onset Timer

Name	Cardinality	Comment
resourceType	1..1	Set it to "Observation".
status	1..1	Set it to "final".
code	1..1	Code from the codingScheme specified under system
coding	1..1	

Table 32: FHIR Elements for the Observation Resource Onset Timer 

Name	Cardinality	Comment
system	1..1	Set it to "http://sense/ssc/timerType".
code	1..1	Set it to "ONSET_KNOWN", "UNKNOWN" or "LAST_KNOWN_WELL".
valueString	1..1	Enter a date and time value in the ISO 8601 format.

Example 47: Onset Timer

```
{
  "resourceType": "Observation",
  "id": "1937b4d5-2347-4d4c-a93e-ee47103867fe",
  "meta": {
    "versionId": "2",
    "lastUpdated": "2024-10-01T08:06:02.892+00:00",
    "source": "#fhf1VdCrHZib7AiV",
    "tag": [ {
      "system": "http://sense/ssc/strokeCaseId",
      "code": "9400"
    } ]
  },
  "status": "final",
  "code": {
    "coding": [ {
      "system": "http://sense/ssc/timerType",
      "code": "ONSET_KNOWN"
    } ]
  },
  "subject": {
    "reference": "Patient/66eef247-279b-47d4-8c89-cb0bda250516",
    "type": "Patient",
    "identifier": {
      "system": "urn:oid:1.1.1.4",
      "value": "09f3983f-b94e-4b79-b007-ddff05c8ed35"
    }
  },
  "effectiveDateTime": "2024-10-01T08:05:59+00:00",
  "issued": "2024-10-01T08:05:59.093+00:00",
  "valueString": "2024-10-01T08:00:00Z"
}
```

4.3 Vital Signs

Table 33 provides information on the relevant FHIR elements for the Observation resource for vital signs. Example 48 and Example 49 show sample JSON structures.

Refer to the [official FHIR documentation \(Observation resource\)](#) for further details.

Table 33: FHIR Elements for the Observation Resource Vital Signs

Name	Cardinality	Comment
resourceType	1..1	Set it to "Observation".
status	1..1	Set it to "final".
category	1..1	Code from the codingScheme specified under category.system
coding	1..1	
system	1..1	Set it to "http://terminology.hl7.org/CodeSystem/observation-category".

Name	Cardinality	Comment
code	1..1	Set it to "vital-signs".
code	1..1	Code from the codingScheme specified under code . system
coding	1..1	
system	1..1	Set it to "http://loinc.org".
code	1..1	Use the respective LOINC code.
value[x]	0..1	Choice of different types, depending on the FHIR Vital Signs Profiles.
component	0..1	Is needed for systolic and diastolic component observations for blood pressure measurements.
code	1..*	Code from the codingScheme specified under code . system
coding	1..1	
system	1..1	Set it to "http://loinc.org".
code	1..1	Use the respective LOINC code.
valueQuantity	1..*	

Example 48: Vital Sign Oxygen Saturation

```
{
  "resourceType": "Observation",
  "id": "50f74f59-83cf-4587-803b-6d6415998728",
  "meta": {
    "versionId": "1",
    "lastUpdated": "2024-09-30T09:17:27.737+00:00",
    "source": "1.1.1.111#SRYLybYXb17wcbPG",
    "profile": [ "http://hl7.org/fhir/StructureDefinition/vitalsigns" ],
    "tag": [ {
      "system": "http://sense/ssc/strokeCaseId",
      "code": "9373"
    } ]
  },
  "status": "final",
  "category": [ {
    "coding": [ {
      "system": "http://terminology.hl7.org/CodeSystem/observation-category",
      "code": "vital-signs"
    } ]
  } ],
  "code": {
    "coding": [ {
      "system": "http://loinc.org",
      "code": "2708-6"
    } ]
  },
  "subject": {
    "reference": "Patient/19d54f1e-089b-492b-91ec-47e8b4617e26",
    "type": "Patient",
    "identifier": {
      "system": "urn:oid:1.1.1.111",
      "value": "04dcc9c-8123-4941-abeb-c3d2fd3d5b39"
    }
  },
  "effectiveDateTime": "2024-09-30T09:17:27+00:00",
  "issued": "2024-09-30T09:17:27.523+00:00",
  "valueQuantity": {
    "value": 95.0,
    "unit": "%",
    "system": "http://unitsofmeasure.org",
    "code": "%"
  }
}
```

```
}
```

Example 49: Vital Sign Blood Pressure

```
{
  "resourceType": "Observation",
  "id": "92e73ef2-599a-4b81-8cc7-104c60fce72b",
  "meta": {
    "versionId": "1",
    "lastUpdated": "2024-09-30T09:17:27.737+00:00",
    "source": "1.1.1.111#SRYLybYXb17wcbPG",
    "profile": [ "http://hl7.org/fhir/StructureDefinition/vitalsigns" ],
    "tag": [ {
      "system": "http://sense/ssc/strokeCaseId",
      "code": "9373"
    } ]
  },
  "status": "final",
  "category": [ {
    "coding": [ {
      "system": "http://terminology.hl7.org/CodeSystem/observation-category",
      "code": "vital-signs"
    } ]
  } ],
  "code": {
    "coding": [ {
      "system": "http://loinc.org",
      "code": "85354-9"
    } ]
  },
  "subject": {
    "reference": "Patient/19d54f1e-089b-492b-91ec-47e8b4617e26",
    "type": "Patient",
    "identifier": {
      "system": "urn:oid:1.1.1.111",
      "value": "04dcc9c-8123-4941-abeb-c3d2fd3d5b39"
    }
  },
  "effectiveDateTime": "2024-09-30T09:17:27+00:00",
  "issued": "2024-09-30T09:17:27.522+00:00",
  "component": [ {
    "code": {
      "coding": [ {
        "system": "http://loinc.org",
        "code": "8480-6"
      } ]
    }
  },
  "valueQuantity": {
    "value": 120,
    "unit": "mmHg",
    "system": "http://unitsofmeasure.org",
    "code": "mm[Hg]"
  }
}, {
  "code": {
    "coding": [ {
      "system": "http://loinc.org",
      "code": "8462-4"
    } ]
  },
  "valueQuantity": {
    "value": 50,
```

```

    "unit": "mmHg",
    "system": "http://unitsofmeasure.org",
    "code": "mm[Hg]"
  }
} ]
}

```

4.3.1 Vital Signs Panel

In a vital signs panel, different observations can be grouped. [Table 34](#) shows the relevant elements for a vital sign panel and [Example 50](#) provides an example.

Refer to the [official FHIR documentation \(Observation resource\)](#) for further details.

Table 34: FHIR Elements for the Observation Resource Vital Signs Panel

Name	Cardinality	Comment
resourceType	1..1	Set it to "Observation".
status	1..1	Set it to "final".
category	1..1	Code from the codingScheme specified under category.system
coding	1..1	
system	1..1	Set it to "http://terminology.hl7.org/CodeSystem/observation-category".
code	1..1	Set it to "vital-signs".
code	1..1	Code from the codingScheme specified under code.system
coding	1..1	
system	1..1	Set it to "http://loinc.org".
code	1..1	Use the LOINC code "85353-1".
hasMember	1..1	
reference	1..*	
type	1..*	Set it to "Observation".

Example 50: Vital Signs Panel

```

{
  "resourceType": "Observation",
  "id": "7924a509-f604-4f07-a315-d6c10dfe9fcc",
  "meta": {
    "versionId": "1",
    "lastUpdated": "2024-10-14T09:01:38.325+00:00",
    "source": "1.1.1.2.1#zCFZF05hSzDnXkTM",
    "profile": [ "http://hl7.org/fhir/StructureDefinition/vitalsigns" ],
    "tag": [ {
      "system": "http://sense/ssc/strokeCaseId",
      "code": "9811"
    } ]
  },
  "status": "final",
  "category": [ {
    "coding": [ {
      "system": "http://terminology.hl7.org/CodeSystem/observation-category",
      "code": "vital-signs"
    } ]
  } ],
  "code": {
    "coding": [ {
      "system": "http://loinc.org",
      "code": "85353-1"
    } ]
  }
}

```

```

},
"subject": {
  "reference": "Patient/fec0c15b-d81b-49c4-bf67-49c9a8607271",
  "type": "Patient",
  "identifier": {
    "system": "urn:oid:1.1.1.107.1",
    "value": "f3d775c0-b89a-4fe7-867a-ac1b4806fc9a"
  }
},
"effectiveDateTime": "2024-10-14T09:01:37+00:00",
"issued": "2024-10-14T09:01:37.690+00:00",
"hasMember": [ {
  "reference": "Observation/37e8bd85-7c7c-499c-bb83-52e78c129791",
  "type": "Observation"
}, {
  "reference": "Observation/75cfefd4-b5e1-4e4f-9988-fe596f233650",
  "type": "Observation"
}, {
  "reference": "Observation/b045fb15-4669-4ac7-9c55-63306aa7244c",
  "type": "Observation"
}, {
  "reference": "Observation/6cee5908-7c92-4d56-86b3-f6e3565531f9",
  "type": "Observation"
}, {
  "reference": "Observation/7190b727-eb86-46d2-a1ed-fa465b26aca6",
  "type": "Observation"
}, {
  "reference": "Observation/4a5f3d25-b550-480f-bebb-1fd4e5fdb0fa",
  "type": "Observation"
} ]
}


```

5 Encounter Administration

These messages are used to create encounters/visits for a patient. Visits can be uniquely identified by using a composite of the Visit ID and the Assigning Authority ID. Therefore, it is strongly recommended that the Assigning Authority is provided in HL7v2 messages. This is already the required standard for HL7v3.

HL7v2

The PV1-19 field should contain both an ID number (PV1-19.1) and an Assigning Authority (PV1-19.4). If a value is present in this field, the patient visit notification will be processed by the MPI after the patient has been created/updated. The patient class (PV1-2) determines whether the visit refers to an inpatient or outpatient visit. If no patient class is provided, the trigger event determines the patient visit type: A01 for an inpatient visit, A04 for an outpatient visit.



Note

If the Assigning Authority is not supplied in PV1-19, the value supplied by PV1-3-4 (Patient Location – Facility) is used as a fallback. Note that this behavior is not covered in the HL7 Standard.

HL7v3

All visit-related inbound messages for HL7v3 must contain an Assigning Authority ID under:

`controlActProcess.subject.encounterEvent.id.item`

Currently, the following encounter operations are supported in eHealth Solutions:

Detailed descriptions are given in the sections below.

The processing of the following HL7 fields/segments concerning encounter properties can be en- or disabled by configuration:

Table 35: Available HL7 Fields/Segments Concerning Encounter Properties

HL7 fields/segments	HL7 v2	HL7 v3
the attending and referring doctor	PV1-7 and PV1-8 fields	-
the patient account number	PID-18 field	-
the special arrangements for patients	PV-15 field	-
the historic movement information	ZBE segment	-

5.1 Admit Inpatient

This transaction is used to notify the MPI about an inpatient visit.

5.1.1 Admit Inpatient – HL7v2

- ADT A01 – Admit/visit notification
- ADT A04 – Register a patient

5.1.1.1 Message Structure

This section provides an overview and description of the message structure of the **Admit Inpatient** transaction.

Table 36: Segments: **Admit Inpatient**

Segment	Description
MSH	Message Header
MSH-9-1	The message type must be ADT
MSH-9-2	The trigger event must be A01 or A04
EVN	Event Information
IN1	Patient Insurance Information (optional)
PID	Patient Information
PV1	Patient Visit Information
ZBE	Movement Action (optional)
ZBE-4	The type of action must be INSERT
ZBE-5	The movement indicator must be N

MSH Segment

The HL7 MSH segment is present in all HL7 message types and defines the message's source, purpose, destination and certain syntax specifics like delimiters (separator characters) and character sets. It is always the first segment in the HL7 message, with the only exception being HL7 batch messages.

EVN Segment

The EVN segment is used to communicate necessary trigger event information to receiving applications and specifies the type of event contained within the message. Values provided in fields other than those listed in the Field Overview will be ignored.

IN1 Segment

The IN1 segment is used to transmit information about the paying body of the health services received by the patient. This could be an insurance or the patient himself. The segment is optional. However, once it is used, the fields marked with *Conditionally Required* are mandatory.

PID Segment

The PID segment contains the relevant patient data.

PV1 Segment

The PV1 segment is used by Registration/ADT applications to communicate information on a patient visit-specific basis.

ZBE Segment

The ZBE segment can be used to uniquely identify individual movements. This allows for corrections in historic information at a later point. Note that, when the ZBE segment is used, at least one patient assigning authority must be configured to support the Historic Movement Management option. As long as this configuration is active, the ZBE segment is treated as required.

5.1.1.2 Field Overview

The data required for the MSH segment can be seen in [Table 2](#), those for PID in [Table 4](#) and those for IN1 in [Table 4](#). These are the relevant fields of the other segments:

EVN-2

Recorded Date/Time: Time at which the notification has been recorded in the system.

- ⋮ EVN-5
Operator ID: Identifies the individual that triggered the visit notification (used for logging purposes). In patient admissions, the treating physician should be entered here. Note that the field is mandatory in an ELGA environment (Austria only). Repetitions cannot be processed by eHealth Solutions.
- ⋮ EVN-7
Event Facility (only supported for Version 2.4 and higher): This field is only processed when PID-34 is empty.
- ⋮ PV1-2
Patient Class: Determines the type of patient visit. This field is not case-sensitive; it identifies the type of patient visit. Accepted values are **B** for obstetrics, **C** for commercial account, **E** for emergency, **I** for inpatient, **N** for not applicable, **O** for outpatient, **P** for pre-admit, **R** for recurring patient.
- ⋮ PV1-3
Assigned Patient Location: The facility that processes the patient visit. The MPI only processes PV1-3.4 (Facility) and requires this component to be present.
- ⋮ PV1-19
Visit Number: The unique identifier of the patient encounter. The value is supposed to be static for all messages referring to the same encounter. If no value is present, PID-18 will be used as a fallback encounter identifier. However, it is strongly recommended to use PV1-19 as the encounter identifier, and use PID-18 only to group encounters under a common patient encounter (if desired). In any case, this field is not intended to identify a specific encounter event (e.g., inpatient admission), but the patient encounter (a sequence of individual encounter events) as a whole. Also, it should be noted that the MPI processes PV1-19.1, PV1-19.4 and PV1-19.5.
- ⋮ PV1-44
Admit Date/Time: The start date/time of the patient visit.
- ⋮ PV1-51
Visit Indicator: Specifies the field that is used to identify the encounter. Possible values are **A** for PID-18, **V** for PV1-19 (recommended). It is recommended by IHE to set a value for this field. In eHealth Solutions, however, values given here will not be processed.
- ⋮ ZBE-1
Movement ID: The unique identifier of the movement. All components are processed, ZBE-1.1 (Entity ID) and ZBE-1.3 (Universal ID; it is recommended to use the value given in the Source Patient Assigning Authority) are required.
- ⋮ ZBE-2
Start Movement Date/Time: The timestamp of the movement.
- ⋮ ZBE-4
Movement Action: For the type of movement see [Table 36](#).
- ⋮ ZBE-5
Historical Movement Indicator: See [Table 36](#).

Table 37: Fields relevant for the Begin Inpatient Visit Transaction

HL7-Path	Name	Repeatable	Presence
EVN-2	Recorded Date/Time	No	Not processed
EVN-5	Operator ID	Yes, but without effect	Conditionally Required
EVN-7	Event Facility	No	Optional
PV1-2	Patient Class	No	Required

Table 37: Fields relevant for the Begin Inpatient Visit Transaction 

Table 37: Fields relevant for the Begin Inpatient Visit Transaction 

HL7-Path	Name	Repeatable	Presence
PV1-3	Assigned Patient Location	No	Optional
PV1-19	Visit Number	No	Recommended
PV1-44	Admit Date/Time	No	Required
PV1-51	Visit Indicator	No	Optional
ZBE-1	Movement ID	No	Required for Historic Movement Management
ZBE-2	Start Movement Date/Time	No	Required for Historic Movement Management
ZBE-4	Movement Action	No	Required for Historic Movement Management
ZBE-5	Historical Movement Indicator	No	Required for Historic Movement Management

**Example 51:
Submission**

```
MSH|^~\&|My Clinic ADT System^1.2.123.27.1974.165.12^ISO|My Local Clinic^1.2.123.27.1974^ISO
|eHealth Solutions MPI^1.1.234.1245.2^ISO|eHealth Solutions Affinity Domain
^1.1.234.1245^ISO|20180306154052.781+0100||ADT^A01^ADT_A01|53b4e866-14b6-4cc5-995c-aaa
0743d3dd2|P|2.5||AL||UNICODE UTF-8
EVN||20180306154052.781+0100|||userId9277^Warren^Karen^^^^^My Local Clinic&1.2.123.27.1974&
ISO^L^^^EN|20180306154052.697+0100
PID||patientId3225^^^My Local Clinic&1.2.123.27.1974&ISO^PI~12850234582296^^^Social
Security Association&1.2.123.27.1974&ISO^SS||Doe^John^^^^^L||19980306|M|||&Main Street
&17^^London^^54820^GB^L||^011 44 20 1234 5678||en|M|VAR|patientAccount8753^^^
My Local Clinic&1.2.123.27.1974&ISO^AN|||N||GB||N
PV1|I|^Radiology&1.2.123.27.1974.187.15&ISO|||doctor9396^Dorian^John^^^^^Medical Staff
&1.2.123.27.1974.185.23&ISO^L^^^DN^^^^^M.D.|doctor7763^House^Gregory^^^^^Medical
Staff&1.2.123.27.1974.185.23&ISO^L^^^DN^^^^^M.D.|||||A0|||visitId6965^^^My Local
Clinic&1.2.123.27.1974&ISO^VN|||||20180306154052.697+0100
```

Submission with Historic Movement Management

```
MSH|^~\&|My Clinic ADT System^1.2.123.27.1974.165.12^ISO|My Local Clinic^1.2.123.27.1974^ISO
|eHealth Solutions MPI^1.1.234.1245.2^ISO|eHealth Solutions Affinity Domain
^1.1.234.1245^ISO|20180313135112.535+0100||ADT^A01^ADT_A01|f943bb65-c45e-4ba5-a239-976e
2213f4bd|P|2.5||AL||UNICODE UTF-8
EVN||20180313135112.535+0100|||userId0103^Warren^Karen^^^^^My Local Clinic
&1.2.123.27.1974.1.239&ISO^L^^^EN|20180313135112.523+0100
PID||patientId9777^^^My Local Clinic&1.2.123.27.1974&ISO^PI~12850234586142^^^Social
Security Association&1.2.123.27.1974&ISO^SS||Doe^John^^^^^L||19980313|M|||&Main Street
&17^^London^^54820^GB^L||^011 44 20 1234 5678||en|M|VAR|patientAccount1946^^^
My Local Clinic&1.2.123.27.1974&ISO^AN|||N||GB||N
PV1|I|^Radiology&1.2.123.27.1974.187.15&ISO|||doctor2884^Dorian^John^^^^^Medical Staff
&1.2.123.27.1974.185.23&ISO^L^^^DN^^^^^M.D.|doctor4412^House^Gregory^^^^^Medical
Staff&1.2.123.27.1974.185.23&ISO^L^^^DN^^^^^M.D.|||||A0|||visitId8498^^^My Local
Clinic&1.2.123.27.1974&ISO^VN|||||20180313135112.523+0100|||||V
ZBE|visitEvent3471^My Local Clinic^1.2.123.27.1974^ISO|20180313135112.523+0100||INSERT|N
```

Response:

```
MSH|^~\&|QUA^1.1.1.1.1^ISO|QUA^1.1.1^ISO|ITEH^1.1.2.1.1^ISO|ITEH^1.1.2^ISO|201505051501||ACK
^A01|124|P|2.3.1
MSA|AA|123
```


5.1.2 Admit Inpatient – HL7v3

5.1.2.1 Message Structure

Example 52: HL7v3 Begin Inpatient Visit Root Element

interactionId's extension field: PRPA_IN400001UV01

```
<hl7:PRPA_IN400001UV01 ITSVersion="XML_1.0" xmlns:hl7="urn:hl7-org:v3" xmlns:xsi="http://www
.w3.org/2001/XMLSchema-instance">
  INSERT MESSAGE HEADER
  INSERT PAYLOAD
</hl7:PRPA_IN400001UV01>
```

5.1.2.2 Inbound Message Structure

The following elements are required in this specific order:

1. controlActProcess
2. controlActProcess.code
3. controlActProcess.subject
4. controlActProcess.subject.encounterEvent
5. controlActProcess.subject.encounterEvent.id
6. controlActProcess.subject.encounterEvent.id.item
7. controlActProcess.subject.encounterEvent.code
8. controlActProcess.subject.encounterEvent.statusCode
9. controlActProcess.subject.encounterEvent.effectiveTime
10. controlActProcess.subject.encounterEvent.effectiveTime.low
11. controlActProcess.subject.encounterEvent.subject
12. controlActProcess.subject.encounterEvent.subject.patient
13. controlActProcess.subject.encounterEvent.subject.patient.id
14. controlActProcess.subject.encounterEvent.subject.patient.id.item
15. controlActProcess.subject.encounterEvent.subject.patient.patientPerson.name
16. controlActProcess.subject.encounterEvent.responsibleParty
17. controlActProcess.subject.encounterEvent.responsibleParty.time
18. controlActProcess.subject.encounterEvent.responsibleParty.time.low
19. controlActProcess.subject.encounterEvent.responsibleParty.id
20. controlActProcess.subject.encounterEvent.responsibleParty.assignedOrganization
21. controlActProcess.subject.encounterEvent.admitter
22. controlActProcess.subject.encounterEvent.admitter.time
23. controlActProcess.subject.encounterEvent.admitter.assignedPerson
24. controlActProcess.subject.encounterEvent.admitter.assignedPerson.name
25. controlActProcess.subject.encounterEvent.admitter.assignedPerson.name.item
26. controlActProcess.subject.encounterEvent.admitter.assignedPerson.name.item.part

Example 53: HL7v3 Begin In-Patient Visit Payload

The "IMP" in encounterEvent . code refers to stationary patients (in-patients).

```
<hl7:controlActProcess classCode="CACT" moodCode="EVN">
  <hl7:code code="PRPA_TE400001UV01" />
  <hl7:subject typeCode="SUBJ">
    <hl7:encounterEvent>
      <hl7:id>
        <hl7:item root="1.6.7.8.9.0" extension="12345678" />
      </hl7:id>
      <hl7:code code="IMP" />
      <hl7:statusCode code="active" />
      <hl7:effectiveTime>
        <hl7:low value="20141125155917" />
      </hl7:effectiveTime>
    </hl7:encounterEvent>
  </hl7:subject>
</hl7:controlActProcess>
```

```

<h17:subject>
  <h17:patient classCode="PAT">
    <h17:id>
      <h17:item root="1.1.1.1.1" extension="23018887746236" />
    </h17:id>
    <h17:patientPerson classCode="PSN" determinerCode="INSTANCE">
      <h17:name></h17:name>
    </h17:patientPerson>
  </h17:patient>
</h17:subject>
<h17:responsibleParty>
  <h17:time>
    <h17:low value="20141125155917" />
  </h17:time>
  <h17:id root="1.6.7.8.9.0" />
  <h17:assignedOrganization classCode="ASSIGNED" />
</h17:responsibleParty>
<h17:admitter>
  <h17:time></h17:time>
  <h17:assignedPerson classCode="ASSIGNED">
    <h17:assignedPerson classCode="PSN" determinerCode="INSTANCE">
      <h17:name>
        <h17:item>
          <h17:part type="FAM" value="Admitter" />
          <h17:part type="GIV" value="Alan" />
        </h17:item>
      </h17:name>
    </h17:assignedPerson>
  </h17:assignedPerson>
</h17:admitter>
</h17:encounterEvent>
</h17:subject>
</h17:controlActProcess>

```

5.1.2.3 Outbound Message Structure

See [Section 1.2.2](#).

5.2 Register Outpatient

This transaction is used to notify the **MPI** about an outpatient visit.

5.2.1 Register Outpatient – HL7v2

- **ADT A01** – Admit/visit notification
- **ADT A04** – Register a patient

5.2.1.1 Message Structure

This section provides an overview and description of the message structure of the transaction **Register Outpatient**.

Table 38: Begin Outpatient Visit Segments

Segment	Description
MSH	Message Header

Table 38: Begin Outpatient Visit Segments 

Segment	Description
MSH-9-1	The message type must be ADT
MSH-9-2	The trigger event must be A01 or A04
EVN	Event Information
IN1	Patient Insurance Information (optional)
PID	Patient Information
PV1	Patient Visit Information
ZBE	Movement Action (optional)
ZBE-4	The type of action must be INSERT
ZBE-5	The movement indicator must be N

MSH Segment

The HL7 MSH segment is present in all HL7 message types and defines the message's source, purpose, destination and certain syntax specifics like delimiters (separator characters) and character sets. It is always the first segment in the HL7 message, with the only exception being HL7 batch messages.

EVN Segment

The EVN segment is used to communicate necessary trigger event information to receiving applications and specifies the type of event contained within the message. Values provided in fields other than those listed in the Field Overview will be ignored.

IN1 Segment

The IN1 segment is used to transmit information about the paying body of the health services received by the patient. This could be an insurance or the patient himself. The segment is optional. However, once it is used, the fields marked with *Conditionally Required* are mandatory.

PID Segment

The PID segment contains the relevant patient data.

PV1 Segment

The PV1 segment is used by Registration/ADT applications to communicate information on a patient visit-specific basis.

ZBE Segment

The ZBE segment can be used to uniquely identify individual movements. This allows for corrections in historic information at a later point. Note that, when the ZBE segment is used, at least one patient assigning authority must be configured to support the Historic Movement Management option. As long as this configuration is active, the ZBE segment is treated as required.

5.2.1.2 Field Overview

The data required for the MSH segment can be seen in [Table 2](#), those for PID in [Table 4](#) and those for IN1 in [Table 4](#). These are the relevant fields of the other segments:

EVN-2

Recorded Date/Time: Time at which the notification has been recorded in the system.

EVN-5

Operator ID: Identifies the individual that triggered the visit notification (used for logging purposes). In patient admissions, the treating physician should be entered here. Note that the field is mandatory in an ELGA environment (Austria only). Repetitions cannot be processed by eHealth Solutions.

- ⋮ EVN-7
Event Facility (only supported for Version 2.4 and higher): This field is only processed when PID-34 is empty.
- ⋮ PV1-2
Patient Class: Determines the type of patient visit. This field is not case-sensitive; it identifies the type of patient visit. Accepted values are **B** for obstetrics, **C** for commercial account, **E** for emergency, **I** for inpatient, **N** for not applicable, **O** for outpatient, **P** for pre-admit, **R** for recurring patient.
- ⋮ PV1-3
Assigned Patient Location: The facility that processes the patient visit. The MPI only processes PV1-3.4 (Facility) and requires this component to be present.
- ⋮ PV1-19
Visit Number: The unique identifier of the patient encounter. The value is supposed to be static for all messages referring to the same encounter. If no value is present, PID-18 will be used as a fallback encounter identifier. However, it is strongly recommended to use PV1-19 as the encounter identifier, and use PID-18 only to group encounters under a common patient encounter (if desired). In any case, this field is not intended to identify a specific encounter event (e.g., inpatient admission), but the patient encounter (a sequence of individual encounter events) as a whole. Also, it should be noted that the MPI processes PV1-19.1, PV1-19.4 and PV1-19.5.
- ⋮ PV1-44
Admit Date/Time: The start date/time of the patient visit.
- ⋮ ZBE-1
Movement ID: The unique identifier of the movement. All components are processed, ZBE-1.1 (Entity ID) and ZBE-1.3 (Universal ID; it is recommended to use the value given in the Source Patient Assigning Authority) are required.
- ⋮ ZBE-2
Start Movement Date/Time: The timestamp of the movement.
- ⋮ ZBE-4
Movement Action: For the type of movement see [Table 36](#).
- ⋮ ZBE-5
Historical Movement Indicator: See [Table 36](#).

Table 39: Fields relevant for the Begin Outpatient Visit Transaction

HL7-Path	Name	Repeatable	Presence
EVN-2	Recorded Date/Time	No	Not processed
EVN-5	Operator ID	Yes, but without effect	Conditionally Required
EVN-7	Event Facility	No	Optional
PV1-2	Patient Class	No	Required
PV1-3	Assigned Patient Location	No	Optional
PV1-19	Visit Number	No	Recommended
PV1-44	Admit Date/Time	No	Required
ZBE-1	Movement ID	No	Required for Historic Movement Management
ZBE-2	Start Movement Date/Time	No	Required for Historic Movement Management
ZBE-4	Movement Action	No	Required for Historic Movement Management

Table 39: Fields relevant for the Begin Outpatient Visit Transaction 

Table 39: Fields relevant for the Begin Outpatient Visit Transaction 

HL7-Path	Name	Repeatable	Presence
ZBE-5	Historical Movement Indicator	No	Required for Historic Movement Management

**Example 54:
Submission**

```
MSH|^~\&|My Clinic ADT System^1.2.123.27.1974.165.12^ISO|My Local Clinic^1.2.123.27.1974^ISO
|eHealth Solutions MPI^1.1.234.1245.2^ISO|eHealth Solutions Affinity Domain
^1.1.234.1245^ISO|20180306155002.309+0100||ADT^A04^ADT_A01|a9263d4d-b333-4195-8e19-f4713
beb9852|P|2.5||AL||UNICODE UTF-8
EVN||20180306155002.309+0100||userId7015^Warren^Karen^^^^^My Local Clinic&1.2.123.27.1974&
ISO^L^^^EN|20180306154947.185+0100
PID||patientId9079^^^My Local Clinic&1.2.123.27.1974&ISO^PI~12850234587990^^^Social
Security Association&1.2.123.27.1974&ISO^SS||Doe^John^^^^^L||19980306|M|||&Main Street
&17^^London^^54820^GB^L||^011 44 20 1234 5678|en|M|VAR|patientAccount0572^^^
My Local Clinic&1.2.123.27.1974&ISO^AN||||Y|2|GB||||N
PV1||O|^Radiology&1.2.123.27.1974.187.15&ISO|||doctor5475^Dorian^John^^^^^Medical Staff
&1.2.123.27.1974.185.23&ISO^L^^^DN^^^^^^M.D.|doctor7834^House^Gregory^^^^^Medical
Staff&1.2.123.27.1974.185.23&ISO^L^^^DN^^^^^^M.D.|||||A0|||visitId2885^^^My Local
Clinic&1.2.123.27.1974&ISO^VN|||||20180306154947.185+0100
```

Submission with Historic Movement Management

```
MSH|^~\&|My Clinic ADT System^1.2.123.27.1974.165.12^ISO|My Local Clinic^1.2.123.27.1974^ISO
|eHealth Solutions MPI^1.1.234.1245.2^ISO|eHealth Solutions Affinity Domain
^1.1.234.1245^ISO|20180313135304.181+0100||ADT^A04^ADT_A01|bd990e55-4f91-4129-8e5a-bb
58896ebb1b|P|2.5||AL||UNICODE UTF-8
EVN||20180313135304.181+0100||userId5361^Warren^Karen^^^^^My Local Clinic
&1.2.123.27.1974.1.239&ISO^L^^^EN|20180313135304.055+0100
PID||patientId5255^^^My Local Clinic&1.2.123.27.1974&ISO^PI~12850234580079^^^Social
Security Association&1.2.123.27.1974&ISO^SS||Doe^John^^^^^L||19980313|M|||&Main Street
&17^^London^^54820^GB^L||^011 44 20 1234 5678|en|M|VAR|patientAccount3531^^^
My Local Clinic&1.2.123.27.1974&ISO^AN||||Y|2|GB||||N
PV1||O|^Radiology&1.2.123.27.1974.187.15&ISO|||doctor4392^Dorian^John^^^^^Medical Staff
&1.2.123.27.1974.185.23&ISO^L^^^DN^^^^^^M.D.|doctor2948^House^Gregory^^^^^Medical
Staff&1.2.123.27.1974.185.23&ISO^L^^^DN^^^^^^M.D.|||||A0|||visitId8471^^^My Local
Clinic&1.2.123.27.1974&ISO^VN|||||20180313135304.055+0100|||||V
ZBE|visitEvent6753^My Local Clinic^1.2.123.27.1974^ISO|20180313135304.055+0100||INSERT|N
```

Response

```
MSH|^~\&|QUA^1.1.1.1^ISO|QUA^1.1.1^ISO|ITEH^1.1.2.1.1^ISO|ITEH^1.1.2^ISO|201505051501||ACK
^A04|126|P|2.3.1
MSA|AA|125
```

5.2.2 Register Outpatient – HL7v3

Example 55: HL7v3 Begin Outpatient Visit Root Element
interactionId's extension field: PRPA_IN400001UV01

```
<h17:PRPA_IN400001UV01 ITSVersion="XML_1.0" xmlns:h17="urn:h17-org:v3" xmlns:xsi="http://www
.w3.org/2001/XMLSchema-instance">
  INSERT MESSAGE HEADER
  INSERT PAYLOAD
</h17:PRPA_IN400001UV01>
```

5.2.2.1 Inbound Message Structure

The following elements are required in this specific order:

1. controlActProcess
2. controlActProcess.code
3. controlActProcess.subject
4. controlActProcess.subject.encounterEvent
5. controlActProcess.subject.encounterEvent.id
6. controlActProcess.subject.encounterEvent.id.item
7. controlActProcess.subject.encounterEvent.code
8. controlActProcess.subject.encounterEvent.statusCode
9. controlActProcess.subject.encounterEvent.effectiveTime
10. controlActProcess.subject.encounterEvent.effectiveTime.low
11. controlActProcess.subject.encounterEvent.subject
12. controlActProcess.subject.encounterEvent.subject.patient
13. controlActProcess.subject.encounterEvent.subject.patient.id
14. controlActProcess.subject.encounterEvent.subject.patient.id.item
15. controlActProcess.subject.encounterEvent.subject.patient.patientPerson.name
16. controlActProcess.subject.encounterEvent.responsibleParty
17. controlActProcess.subject.encounterEvent.responsibleParty.time
18. controlActProcess.subject.encounterEvent.responsibleParty.time.low
19. controlActProcess.subject.encounterEvent.responsibleParty.id
20. controlActProcess.subject.encounterEvent.responsibleParty.assignedOrganization
21. controlActProcess.subject.encounterEvent.admitter
22. controlActProcess.subject.encounterEvent.admitter.time
23. controlActProcess.subject.encounterEvent.admitter.assignedPerson
24. controlActProcess.subject.encounterEvent.admitter.assignedPerson.name
25. controlActProcess.subject.encounterEvent.admitter.assignedPerson.name.item
26. controlActProcess.subject.encounterEvent.admitter.assignedPerson.name.item.part

Example 56: HL7v3 Begin Outpatient Visit Payload

Change the `encounterEvent.code` to "AMB" for ambulant patients (out-patients). "EMER", which stands for emergency admission, may also be used for ambulant patients (out-patients).

See [Section 5.1.2 Admit Inpatient – HL7v3](#).

5.2.2.2 Outbound Message Structure

See [Section 1.2.2](#).

5.3 Discharge Patient

This transaction is used to notify the MPI about the end of a patient visit (both inpatient and outpatient).

5.3.1 Discharge Patient – HL7v2

➤ ADT A03 – Discharge/end visit



Note

The ADT A03 message can be used to end patient visits for both inpatients and outpatients.

5.3.1.1 Message Structure

This section provides an overview and description of the message structure of the transaction **Discharge Patient**.

Table 40: End Patient Visit Segments

Segment	Description
MSH	Message Header
MSH-9-1	The message type must be ADT
MSH-9-2	The trigger event must be A03
EVN	Event Information
IN1	Patient Insurance Information (optional)
PID	Patient Information
PV1	Patient Visit Information
ZBE	Movement Action (optional)
ZBE-4	The type of action must be INSERT
ZBE-5	The movement indicator must be N

MSH Segment

The HL7 MSH segment is present in all HL7 message types and defines the message's source, purpose, destination and certain syntax specifics like delimiters (separator characters) and character sets. It is always the first segment in the HL7 message, with the only exception being HL7 batch messages.

EVN Segment

The EVN segment is used to communicate necessary trigger event information to receiving applications and specifies the type of event contained within the message. Values provided in fields other than those listed in the Field Overview will be ignored.

IN1 Segment

The IN1 segment is used to transmit information about the paying body of the health services received by the patient. This could be an insurance or the patient himself. The segment is optional. However, once it is used, the fields marked with *Conditionally Required* are mandatory.

PID Segment

The PID segment contains the relevant patient data.

PV1 Segment

The PV1 segment is used by Registration/ADT applications to communicate information on a patient visit-specific basis.

ZBE Segment

The ZBE segment can be used to uniquely identify individual movements. This allows for corrections in historic information at a later point. Note that, when the ZBE segment is used, at least one patient assigning authority must be configured to support the Historic Movement Management option. As long as this configuration is active, the ZBE segment is treated as required.

5.3.1.2 Field Overview

The data required for the MSH segment can be seen in [Table 2](#), those for PID in [Table 4](#) and those for IN1 in [Table 4](#). These are the relevant fields of the other segments:

EVN-2

Recorded Date/Time: Time at which the notification has been recorded in the system.

⋮ EVN-5

Operator ID: Identifies the individual that triggered the visit notification (used for logging purposes). In patient admissions, the treating physician should be entered here. Note that the field is mandatory in an ELGA environment (Austria only). Repetitions cannot be processed by eHealth Solutions.

⋮ EVN-7

Event Facility (only supported for Version 2.4 and higher): This field is only processed when PID-34 is empty.

⋮ PV1-2

Patient Class: Determines the type of patient visit. This field is not case-sensitive; it identifies the type of patient visit. Accepted values are **B** for obstetrics, **C** for commercial account, **E** for emergency, **I** for inpatient, **N** for not applicable, **O** for outpatient, **P** for pre-admit, **R** for recurring patient.

⋮ PV1-19

Visit Number: The unique identifier of the patient encounter. The value is supposed to be static for all messages referring to the same encounter. If no value is present, PID-18 will be used as a fallback encounter identifier. However, it is strongly recommended to use PV1-19 as the encounter identifier, and use PID-18 only to group encounters under a common patient encounter (if desired). In any case, this field is not intended to identify a specific encounter event (e.g., inpatient admission), but the patient encounter (a sequence of individual encounter events) as a whole. Also, it should be noted that the MPI processes PV1-19.1, PV1-19.4 and PV1-19.5.

⋮ PV1-45

Discharge Date/Time: The end date/time of the patient visit.

⋮ PV1-51

Visit Indicator: Specifies the field that is used to identify the encounter. Possible values are **A** for PID-18, **V** for PV1-19 (recommended). It is recommended by IHE to set a value for this field. In eHealth Solutions, however, values given here will not be processed.

⋮ ZBE-1

Movement ID: The unique identifier of the movement. All components are processed, ZBE-1.1 (Entity ID) and ZBE-1.3 (Universal ID; it is recommended to use the value given in the Source Patient Assigning Authority) are required.

⋮ ZBE-2

Start Movement Date/Time: The timestamp of the movement.

⋮ ZBE-4

Movement Action: For the type of movement see [Table 36](#).

⋮ ZBE-5

Historical Movement Indicator: See [Table 36](#).

Table 41: Fields relevant for the End Patient Visit Transaction

HL7-Path	Name	Repeatable	Presence
EVN-2	Recorded Date/Time	No	Not processed
EVN-5	Operator ID	Yes, but without effect	Conditionally Required
EVN-7	Event Facility	No	Optional
PV1-2	Patient Class	No	Required
PV1-19	Visit Number	No	Recommended
PV1-45	Discharge Date/Time	No	Required
PV1-51	Visit Indicator	No	Optional

Table 41: Fields relevant for the End Patient Visit Transaction 

Table 41: Fields relevant for the End Patient Visit Transaction 

HL7-Path	Name	Repeatable	Presence
ZBE-1	Movement ID	No	Required for Historic Movement Management
ZBE-2	Start Movement Date/Time	No	Required for Historic Movement Management
ZBE-4	Movement Action	No	Required for Historic Movement Management
ZBE-5	Historical Movement Indicator	No	Required for Historic Movement Management

**Example 57:
Submission**

```
MSH|^~\&|My Clinic ADT System^1.2.123.27.1974.165.12^ISO|My Local Clinic^1.2.123.27.1974^ISO
|eHealth Solutions MPI^1.1.234.1245.2^ISO|eHealth Solutions Affinity Domain
^1.1.234.1245^ISO|20180306173133.042+0100||ADT^A03^ADT_A03|9811c620-59b1-4fc1-b90f-fdd02
d535a7e|P|2.5||AL||UNICODE UTF-8
EVN||20180306173133.042+0100||userId9480^Warren^Karen^^^^^My Local Clinic&1.2.123.27.1974&
ISO^L^^EN|20180306173132.949+0100
PID||patientId4193^^^My Local Clinic&1.2.123.27.1974&ISO^PI~12850234584816^^^Social
Security Association&1.2.123.27.1974&ISO^SS||Doe^John^^^^^L||19980306|M||&Main Street
&17^^London^^54820^GB^L||^011 44 20 1234 5678|en|M|VAR|patientAccount1232^^^
My Local Clinic&1.2.123.27.1974&ISO^AN|||||N|GB|||N
PV1||I|^Radiology&1.2.123.27.1974.187.15&ISO|||doctor2851^Dorian^John^^^^^Medical Staff
&1.2.123.27.1974.185.23&ISO^L^^DN^^^^^^M.D.|doctor8830^House^Gregory^^^^^Medical
Staff&1.2.123.27.1974.185.23&ISO^L^^DN^^^^^^M.D.|||||A0|||visitId4087^^^My Local
Clinic&1.2.123.27.1974&ISO^VN|||||20180306173132.949+0100
```

Submission with Historic Movement Management

```
MSH|^~\&|My Clinic ADT System^1.2.123.27.1974.165.12^ISO|My Local Clinic^1.2.123.27.1974^ISO
|eHealth Solutions MPI^1.1.234.1245.2^ISO|eHealth Solutions Affinity Domain
^1.1.234.1245^ISO|20180313140434.906+0100||ADT^A03^ADT_A03|90a0924d-c3c2-4997-93e2-f5c8
dc85baae|P|2.5||AL||UNICODE UTF-8
EVN||20180313140434.906+0100||userId8867^Warren^Karen^^^^^My Local Clinic
&1.2.123.27.1974.1.239&ISO^L^^EN|20180313140434.88+0100
PID||patientId3096^^^My Local Clinic&1.2.123.27.1974&ISO^PI~12850234587663^^^Social
Security Association&1.2.123.27.1974&ISO^SS||Doe^John^^^^^L||19980313|M||&Main Street
&17^^London^^54820^GB^L||^011 44 20 1234 5678|en|M|VAR|patientAccount4723^^^
My Local Clinic&1.2.123.27.1974&ISO^AN|||||Y|2|GB|||N
PV1||I|^Radiology&1.2.123.27.1974.187.15&ISO|||doctor4072^Dorian^John^^^^^Medical Staff
&1.2.123.27.1974.185.23&ISO^L^^DN^^^^^^M.D.|doctor6530^House^Gregory^^^^^Medical
Staff&1.2.123.27.1974.185.23&ISO^L^^DN^^^^^^M.D.|||||A0|||visitId2318^^^My Local
Clinic&1.2.123.27.1974&ISO^VN|||||20180313140434.88+0100|||V
ZBE|visitEvent7923^My Local Clinic^1.2.123.27.1974^ISO|20180313140434.880+0100||INSERT|N
```

Response

```
MSH|^~\&|QUA^1.1.1.1.1^ISO|QUA^1.1.1.1^ISO|ITEH^1.1.2.1.1^ISO|ITEH^1.1.2^ISO|201505051501||ACK
^A03|128|P|2.3.1
MSA|AA|127
```

5.3.2 Discharge Patient – HL7v3

Example 58: HL7v3 End Patient Visit Root Element

interactionId's extension field: PRPA_IN400003UV01

```
<hl7:PRPA_IN400003UV01 ITSVersion="XML_1.0" xmlns:h17="urn:h17-org:v3" xmlns:xsi="http://www
.w3.org/2001/XMLSchema-instance">
  INSERT MESSAGE HEADER
  INSERT PAYLOAD
</hl7:PRPA_IN400003UV01>
```

5.3.2.1 Inbound Message Structure

The following elements are required in this specific order:

1. controlActProcess
2. controlActProcess.classcode
3. controlActProcess.moodCode
4. controlActProcess.moodCode.code
5. controlActProcess.moodCode.subject
6. controlActProcess.moodCode.subject.encounterEvent
7. controlActProcess.moodCode.subject.encounterEvent.id
8. controlActProcess.moodCode.subject.encounterEvent.id.item
9. controlActProcess.moodCode.subject.encounterEvent.code
10. controlActProcess.moodCode.subject.encounterEvent.statusCode
11. controlActProcess.moodCode.subject.encounterEvent.effectiveTime
12. controlActProcess.moodCode.subject.encounterEvent.effectiveTime.high
13. controlActProcess.moodCode.subject.encounterEvent.subject
14. controlActProcess.moodCode.subject.encounterEvent.subject.patient
15. controlActProcess.moodCode.subject.encounterEvent.subject.patient.id
16. controlActProcess.moodCode.subject.encounterEvent.subject.patient.id.item
17. controlActProcess.moodCode.subject.encounterEvent.subject.patient.patientPerson
18. controlActProcess.moodCode.subject.encounterEvent.subject.patient.patientPerson.name
19. controlActProcess.moodCode.subject.encounterEvent.subject.patient.patientPerson.name.item
20. controlActProcess.moodCode.subject.encounterEvent.subject.patient.patientPerson.name.item.part
21. controlActProcess.moodCode.subject.encounterEvent.discharger
22. controlActProcess.moodCode.subject.encounterEvent.discharger.time
23. controlActProcess.moodCode.subject.encounterEvent.discharger.assignedPerson
24. controlActProcess.moodCode.subject.encounterEvent.discharger.assignedPerson.assignedPerson
25. controlActProcess.moodCode.subject.encounterEvent.discharger.assignedPerson.assignedPerson
26. controlActProcess.moodCode.subject.encounterEvent.discharger.assignedPerson.assignedPerson.name
27. controlActProcess.moodCode.subject.encounterEvent.discharger.assignedPerson.assignedPerson.name.item
28. controlActProcess.moodCode.subject.encounterEvent.discharger.assignedPerson.assignedPerson.name.item.part

Example 59: HL7v3 End Patient Visit Payload

```
<hl7:controlActProcess
  classCode="CACT"
  moodCode="EVN">
  <hl7:code code="PRPA_TE400003UV01" />
  <hl7:subject typeCode="SUBJ">
    <hl7:encounterEvent>
      <hl7:id>
        <hl7:item root="1.6.7.8.9.0" extension="12345678" />
      </hl7:id>
      <hl7:code code="AMB"></hl7:code>
      <hl7:statusCode code="completed" />
      <hl7:effectiveTime>
```

```

    <h17:high value="20141126155917" />
  </h17:effectiveTime>
  <h17:subject>
    <h17:patient classCode="PAT">
      <h17:id>
        <h17:item root="1.1.1.1.1" extension="23018887746236" />
      </h17:id>
      <h17:patientPerson>
        <h17:name>
          <h17:item>
            <h17:part type="FAM" value="Doe" />
            <h17:part type="GIV" value="John" />
          </h17:item>
        </h17:name>
      </h17:patientPerson>
    </h17:patient>
  </h17:subject>
  <h17:discharger>
    <h17:time></h17:time>
    <h17:assignedPerson classCode="ASSIGNED">
      <h17:assignedPerson classCode="PSN" determinerCode="INSTANCE">
        <h17:name>
          <h17:item>
            <h17:part type="FAM" value="Discharger" />
            <h17:part type="GIV" value="Dennis" />
          </h17:item>
        </h17:name>
      </h17:assignedPerson>
    </h17:assignedPerson>
  </h17:discharger>
</h17:encounterEvent>
</h17:subject>
</h17:controlActProcess>

```

5.3.2.2 Outbound Message Structure

See [Section 1.2.2](#).

5.4 Cancel Admit Inpatient/Outpatient

5.4.1 Cancel Admit Inpatient/Outpatient – HL7v2

This transaction is used to notify the **MPI** about the cancellation of a patient visit (both inpatient and outpatient):

➤ **ADT A11** – Cancel admit/visit notification



Note

The ADT A11 message can be used to cancel patient visits for both inpatients and outpatients.

5.4.1.1 Message Structure

This section provides an overview and description of the message structure of the transaction [Cancel Admit Inpatient/Outpatient](#).

Table 42: Cancel Patient Visit Segments

Segment	Description
MSH	Message Header
MSH-9-1	The message type must be ADT
MSH-9-2	The trigger event must be A11
EVN	Event Information
IN1	Patient Insurance Information (optional)
PID	Patient Information
ZBE	Movement Action (optional)
ZBE-4	The type of action must be CANCEL
ZBE-5	The movement indicator must be N



Note

Although the PID segment is required in Cancel Transactions, patient data will not be updated when differing from those registered in the system.

⋮ **MSH Segment**

The HL7 MSH segment is present in all HL7 message types and defines the message's source, purpose, destination and certain syntax specifics like delimiters (separator characters) and character sets. It is always the first segment in the HL7 message, with the only exception being HL7 batch messages.

⋮ **EVN Segment**

The EVN segment is used to communicate necessary trigger event information to receiving applications and specifies the type of event contained within the message. Values provided in fields other than those listed in the Field Overview will be ignored.

⋮ **IN1 Segment**

The IN1 segment is used to transmit information about the paying body of the health services received by the patient. This could be an insurance or the patient himself. The segment is optional. However, once it is used, the fields marked with *Conditionally Required* are mandatory.

⋮ **PID Segment**

The PID segment contains the relevant patient data.

⋮ **PV1 Segment**

The PV1 segment is used by Registration/ADT applications to communicate information on a patient visit-specific basis.

⋮ **ZBE Segment**

The ZBE segment can be used to uniquely identify individual movements. This allows for corrections in historic information at a later point. Note that, when the ZBE segment is used, at least one patient assigning authority must be configured to support the Historic Movement Management option. As long as this configuration is active, the ZBE segment is treated as required.

5.4.1.2 Field Overview

The data required for the MSH segment can be seen in [Table 2](#), those for IN1 in [Table 4](#). In cancellation messages, the PID segment is only required to contain a valid ID (PID-3) and the patient name (PID-5). The relevant fields of the other segments are:

⋮ **EVN-2**

Recorded Date/Time: Time at which the notification has been recorded in the system.

- ⋮ EVN-5
Operator ID: Identifies the individual that triggered the visit notification (used for logging purposes). In patient admissions, the treating physician should be entered here. Note that the field is mandatory in an ELGA environment (Austria only). Repetitions cannot be processed by eHealth Solutions.
- ⋮ EVN-7
Event Facility (only supported for Version 2.4 and higher): This field is only processed when PID-34 is empty.
- ⋮ PV1-2
Patient Class: Determines the type of patient visit. This field is not case-sensitive; it identifies the type of patient visit. Accepted values are **B** for obstetrics, **C** for commercial account, **E** for emergency, **I** for inpatient, **N** for not applicable, **O** for outpatient, **P** for pre-admit, **R** for recurring patient.
- ⋮ PV1-19
Visit Number: The unique identifier of the patient encounter. The value is supposed to be static for all messages referring to the same encounter. If no value is present, PID-18 will be used as a fallback encounter identifier. However, it is strongly recommended to use PV1-19 as the encounter identifier, and use PID-18 only to group encounters under a common patient encounter (if desired). In any case, this field is not intended to identify a specific encounter event (e.g., inpatient admission), but the patient encounter (a sequence of individual encounter events) as a whole. Also, it should be noted that the MPI processes PV1-19.1, PV1-19.4 and PV1-19.5.
- ⋮ PV1-51
Visit Indicator: Specifies the field that is used to identify the encounter. Possible values are **A** for PID-18, **V** for PV1-19 (recommended). It is recommended by IHE to set a value for this field. In eHealth Solutions, however, values given here will not be processed.
- ⋮ ZBE-1
Movement ID: The unique identifier of the movement. All components are processed, ZBE-1.1 (Entity ID) and ZBE-1.3 (Universal ID; it is recommended to use the value given in the Source Patient Assigning Authority) are required.
- ⋮ ZBE-2
Start Movement Date/Time: The timestamp of the movement.
- ⋮ ZBE-4
Movement Action: For the type of movement see [Table 36](#).
- ⋮ ZBE-5
Historical Movement Indicator: See [Table 36](#).

Table 43: Fields relevant for the Cancel Patient Visit Transaction

HL7-Path	Name	Repeatable	Presence
EVN-2	Recorded Date/Time	No	Not processed
EVN-5	Operator ID	Yes, but without effect	Conditionally Required
EVN-7	Event Facility	No	Optional
PV1-2	Patient Class	No	Required
PV1-19	Visit Number	No	Recommended
PV1-51	Visit Indicator	No	Optional
ZBE-1	Movement ID	No	Required for Historic Movement Management
ZBE-2	Start Movement Date/Time	No	Required for Historic Movement Management

Table 43: Fields relevant for the Cancel Patient Visit Transaction 

Table 43: Fields relevant for the Cancel Patient Visit Transaction 

HL7-Path	Name	Repeatable	Presence
ZBE-4	Movement Action	No	Required for Historic Movement Management
ZBE-5	Historical Movement Indicator	No	Required for Historic Movement Management

**Example 60:
Submission**

```
MSH|^~\&|My Clinic ADT System^1.2.123.27.1974.165.12^ISO|My Local Clinic^1.2.123.27.1974^ISO
|eHealth Solutions MPI^1.1.234.1245.2^ISO|eHealth Solutions Affinity Domain
^1.1.234.1245^ISO|20180306163345.831+0100||ADT^A11^ADT_A09|841a9cc5-65f6-40cd-8b8d-9c
4847d7cc52|P|2.5||AL||UNICODE UTF-8
EVN||20180306163345.831+0100||userId7879^Warren^Karen^^^^^My Local Clinic&1.2.123.27.1974&
ISO^L^^EN|20180306163345.756+0100
PID||patientId5372^^^My Local Clinic&1.2.123.27.1974&ISO^PI||Doe^John^^^^^L
PV1||N|||||||||||||||||visitId8716^^^My Local Clinic&1.2.123.27.1974&ISO^VN
```

Submission with Historic Movement Management

```
MSH|^~\&|My Clinic ADT System^1.2.123.27.1974.165.12^ISO|My Local Clinic^1.2.123.27.1974^ISO
|eHealth Solutions MPI^1.1.234.1245.2^ISO|eHealth Solutions Affinity Domain
^1.1.234.1245^ISO|20180313135514.035+0100||ADT^A11^ADT_A09|5c131f74-523e-49eb-8c1b-6ce
297610cfc|P|2.5||AL||UNICODE UTF-8
EVN||20180313135514.035+0100||userId5418^Warren^Karen^^^^^My Local Clinic
&1.2.123.27.1974.1.239&ISO^L^^EN|20180313135514.028+0100
PID||patientId0472^^^My Local Clinic&1.2.123.27.1974&ISO^PI||Doe^John^^^^^L
PV1||N|||||||||||||||||visitId9980^^^My Local Clinic&1.2.123.27.1974&ISO^VN
|||||||||||||||||||||V
ZBE|visitEvent2551^My Local Clinic^1.2.123.27.1974^ISO|20180313135514.028+0100||CANCEL|N
```

Response

```
MSH|^~\&|QUA^1.1.1.1.1^ISO|QUA^1.1.1.1^ISO|ITEH^1.1.2.1.1^ISO|ITEH^1.1.2^ISO|201505051501||ACK
^A11|130|P|2.3.1
MSA|AA|129
```

5.4.2 Cancel Admit Inpatient/Outpatient – HL7v3

Example 61: HL7v3 Cancel Patient Visit Root Element
interactionId's extension field: PRPA_IN400006UV01

```
<h17:PRPA_IN400006UV01 ITSVersion="XML_1.0" xmlns:h17="urn:h17-org:v3" xmlns:xsi="http://www
.w3.org/2001/XMLSchema-instance">
  INSERT MESSAGE HEADER
  INSERT PAYLOAD
</h17:PRPA_IN400006UV01>
```

5.4.2.1 Inbound Message Structure

The following elements are required in this specific order:

1. controlActProcess
2. controlActProcess.code
3. controlActProcess.authorOrPerformer
4. controlActProcess.authorOrPerformer.assignedPerson

5. controlActProcess.authorOrPerformer.assignedPerson.name
6. controlActProcess.authorOrPerformer.assignedPerson.name.item
7. controlActProcess.authorOrPerformer.assignedPerson.name.item.part
8. controlActProcess.subject
9. controlActProcess.subject.encounterEvent
10. controlActProcess.subject.encounterEvent.id
11. controlActProcess.subject.encounterEvent.id.item
12. controlActProcess.subject.encounterEvent.statusCode

Example 62: HL7v3 Cancel Patient Visit Payload

```
<hl7:controlActProcess classCode="CACT" moodCode="EVN">
  <hl7:code code="PRPA_TE400999UV01" />
  <hl7:authorOrPerformer typeCode="AUT">
    <hl7:assignedPerson classCode="ASSIGNED">
      <hl7:assignedPerson classCode="PSN" determinerCode="INSTANCE">
        <hl7:name>
          <hl7:item>
            <hl7:part type="FAM" value="Canceler" />
            <hl7:part type="GIV" value="Carrie" />
          </hl7:item>
        </hl7:name>
      </hl7:assignedPerson>
    </hl7:assignedPerson>
  </hl7:authorOrPerformer>
  <hl7:subject typeCode="SUBJ">
    <hl7:encounterEvent>
      <hl7:id>
        <hl7:item root="1.2.6.7.8.9.0" extension="12345678" />
      </hl7:id>
      <hl7:statusCode code="nullified" />
    </hl7:encounterEvent>
  </hl7:subject>
</hl7:controlActProcess>
```

5.4.2.2 Outbound Message Structure

See [Section 1.2.2](#).

5.5 Cancel Discharge Patient

This transaction is used to notify the **MPI** about the cancellation of a prior patient discharge event:

5.5.1 Cancel Discharge Patient – HL7v2

➤ ADT A13 – Cancel discharge/end visit



Note

The ADT A13 message can be used to cancel patient discharge events for both inpatients and outpatients. The patient visit will be active again once this message has been processed.

5.5.1.1 Message Structure

This section provides an overview and description of the message structure of the transaction **Cancel Discharge Patient**.

Table 44: Cancel End Patient Visit Segments

Segment	Description
MSH	Message Header
MSH-9-1	The message type must be ADT
MSH-9-2	The trigger event must be A13
EVN	Event Information
IN1	Patient Insurance (optional)
PID	Patient Information
PV1	Patient Visit Information
ZBE	Movement Action (optional)
ZBE-4	The type of action must be CANCEL
ZBE-5	The movement indicator must be N



Note

Although the PID segment is required in Cancel Transactions, patient data will not be updated when differing from those registered in the system.

MSH Segment

The HL7 MSH segment is present in all HL7 message types and defines the message's source, purpose, destination and certain syntax specifics like delimiters (separator characters) and character sets. It is always the first segment in the HL7 message, with the only exception being HL7 batch messages.

EVN Segment

The EVN segment is used to communicate necessary trigger event information to receiving applications and specifies the type of event contained within the message. Values provided in fields other than those listed in the Field Overview will be ignored.

IN1 Segment

The IN1 segment is used to transmit information about the paying body of the health services received by the patient. This could be an insurance or the patient himself. The segment is optional. However, once it is used, the fields marked with *Conditionally Required* are mandatory.

PID Segment

The PID segment contains the relevant patient data.

PV1 Segment

The PV1 segment is used by Registration/ADT applications to communicate information on a patient visit-specific basis.

ZBE Segment

The ZBE segment can be used to uniquely identify individual movements. This allows for corrections in historic information at a later point. Note that, when the ZBE segment is used, at least one patient assigning authority must be configured to support the Historic Movement Management option. As long as this configuration is active, the ZBE segment is treated as required.

5.5.1.2 Field Overview

The data required for the MSH segment can be seen in [Table 2](#), those for IN1 in [Table 4](#). In cancellation messages, the PID segment is only required to contain a valid ID (PID-3) and the patient name (PID-5). The relevant fields of the other segments are:

- EVN-2
Recorded Date/Time: Time at which the notification has been recorded in the system.
- EVN-5
Operator ID: Identifies the individual that triggered the visit notification (used for logging purposes). In patient admissions, the treating physician should be entered here. Note that the field is mandatory in an ELGA environment (Austria only). Repetitions cannot be processed by eHealth Solutions.
- EVN-7
Event Facility (only supported for Version 2.4 and higher): This field is only processed when PID-34 is empty.
- PV1-2
Patient Class: Determines the type of patient visit. This field is not case-sensitive; it identifies the type of patient visit. Accepted values are **B** for obstetrics, **C** for commercial account, **E** for emergency, **I** for inpatient, **N** for not applicable, **O** for outpatient, **P** for pre-admit, **R** for recurring patient.
- PV1-19
Visit Number: The unique identifier of the patient encounter. The value is supposed to be static for all messages referring to the same encounter. If no value is present, PID-18 will be used as a fallback encounter identifier. However, it is strongly recommended to use PV1-19 as the encounter identifier, and use PID-18 only to group encounters under a common patient encounter (if desired). In any case, this field is not intended to identify a specific encounter event (e.g., inpatient admission), but the patient encounter (a sequence of individual encounter events) as a whole. Also, it should be noted that the MPI processes PV1-19.1, PV1-19.4 and PV1-19.5.
- PV1-51
Visit Indicator: Specifies the field that is used to identify the encounter. Possible values are **A** for PID-18, **V** for PV1-19 (recommended). It is recommended by IHE to set a value for this field. In eHealth Solutions, however, values given here will not be processed.
- ZBE-1
Movement ID: The unique identifier of the movement. All components are processed, ZBE-1.1 (Entity ID) and ZBE-1.3 (Universal ID; it is recommended to use the value given in the Source Patient Assigning Authority) are required.
- ZBE-2
Start Movement Date/Time: The timestamp of the movement.
- ZBE-4
Movement Action: For the type of movement see [Table 36](#).
- ZBE-5
Historical Movement Indicator: See [Table 36](#).

Table 45: Fields relevant for the Cancel End Patient Visit Transaction

HL7-Path	Name	Repeatable	Presence
EVN-2	Recorded Date/Time	No	Not processed
EVN-5	Operator ID	Yes, but without effect	Conditionally Required
EVN-7	Event Facility	No	Optional
PV1-2	Patient Class	No	Required
PV1-19	Visit Number	No	Recommended
PV1-51	Visit Indicator	No	Optional
ZBE-1	Movement ID	No	Required for Historic Movement Management

Table 45: Fields relevant for the Cancel End Patient Visit Transaction 

Table 45: Fields relevant for the Cancel End Patient Visit Transaction 

HL7-Path	Name	Repeatable	Presence
ZBE-2	Start Movement Date/Time	No	Required for Historic Movement Management
ZBE-4	Movement Action	No	Required for Historic Movement Management
ZBE-5	Historical Movement Indicator	No	Required for Historic Movement Management

**Example 63:
Submission**

```
MSH|^~\&|My Clinic ADT System^1.2.123.27.1974.165.12^ISO|My Local Clinic^1.2.123.27.1974^ISO
|eHealth Solutions MPI^1.1.234.1245.2^ISO|eHealth Solutions Affinity Domain
^1.1.234.1245^ISO|20180306170804.479+0100||ADT^A13^ADT_A01|0f922693-3233-4f4c-af2d-d7fec
1969376|P|2.5||AL||UNICODE UTF-8
EVN||20180306170804.479+0100||userId1582^Warren^Karen^^^^^My Local Clinic&1.2.123.27.1974&
ISO^L^^EN|20180306170804.395+0100
PID||patientId8162^^^My Local Clinic&1.2.123.27.1974&ISO^PI||Doe^John^^^^^L
PV1|N|||||||||||||||||visitId2776^^^My Local Clinic&1.2.123.27.1974&ISO^VN
```

Submission with Historic Movement Management

```
MSH|^~\&|My Clinic ADT System^1.2.123.27.1974.165.12^ISO|My Local Clinic^1.2.123.27.1974^ISO
|eHealth Solutions MPI^1.1.234.1245.2^ISO|eHealth Solutions Affinity Domain
^1.1.234.1245^ISO|20180313135820.874+0100||ADT^A13^ADT_A01|69e96337-9d78-4734-8c23-395c
95443af0|P|2.5||AL||UNICODE UTF-8
EVN||20180313135820.874+0100||userId7526^Warren^Karen^^^^^My Local Clinic
&1.2.123.27.1974.1.239&ISO^L^^EN|20180313135820.865+0100
PID||patientId2905^^^My Local Clinic&1.2.123.27.1974&ISO^PI||Doe^John^^^^^L
PV1|N|||||||||||||||||visitId2914^^^My Local Clinic&1.2.123.27.1974&ISO^VN
|||||||||||||||||V
ZBE|visitEvent1623^My Local Clinic^1.2.123.27.1974^ISO|20180313135820.865+0100||CANCEL|N
```

Response

```
MSH|^~\&|QUA^1.1.1.1.1^ISO|QUA^1.1.1.1^ISO|ITEH^1.1.2.1.1^ISO|ITEH^1.1.2^ISO|201505051501||ACK
^A13|130|P|2.3.1
MSA|AA|129
```

5.5.2 Cancel Discharge Patient – HL7v3

5.5.2.1 Message Structure

Example 64: HL7v3 Cancel End Patient Visit Root Element
interactionId's extension field: PRPA_IN400007UV01

```
<ns0:PRPA_IN400007UV01 xmlns:ns0="urn:h17-org:v3" xmlns:xsi="http://www.w3.org/2001/
XMLSchema-instance" ITSVersion="XML_1.0">
  INSERT MESSAGE HEADER
  INSERT PAYLOAD
</ns0:PRPA_IN400007UV01>
```

5.5.2.2 Inbound Message Structure

The following elements are required in this specific order:

1. controlActProcess

2. controlActProcess.code
3. controlActProcess.subject
4. controlActProcess.subject.encounterEvent
5. controlActProcess.subject.encounterEvent.id
6. controlActProcess.subject.encounterEvent.id.item
7. controlActProcess.subject.encounterEvent.code
8. controlActProcess.subject.encounterEvent.statusCode
9. controlActProcess.subject.encounterEvent.effectiveTime
10. controlActProcess.subject.encounterEvent.effectiveTime.low
11. controlActProcess.subject.encounterEvent.subject
12. controlActProcess.subject.encounterEvent.subject.patient
13. controlActProcess.subject.encounterEvent.subject.patient.id
14. controlActProcess.subject.encounterEvent.subject.patient.id.item
15. controlActProcess.subject.encounterEvent.subject.patient.patientPerson
16. controlActProcess.subject.encounterEvent.subject.patient.patientPerson.name
17. controlActProcess.subject.encounterEvent.subject.patient.patientPerson.name.item
18. controlActProcess.subject.encounterEvent.subject.patient.patientPerson.name.item.part
19. controlActProcess.subject.encounterEvent.discharger
20. controlActProcess.subject.encounterEvent.discharger.time
21. controlActProcess.subject.encounterEvent.discharger.assignedPerson
22. controlActProcess.subject.encounterEvent.discharger.assignedPerson.assignedPerson
23. controlActProcess.subject.encounterEvent.discharger.assignedPerson.assignedPerson.name
24. controlActProcess.subject.encounterEvent.discharger.assignedPerson.assignedPerson.name.item
25. controlActProcess.subject.encounterEvent.discharger.assignedPerson.assignedPerson.name.item.part

Example 65: HL7v3 Cancel End Patient Visit Payload

```

<ns0:controlActProcess classCode="CACT" moodCode="EVN">
  <ns0:code code="PRPA_MT400001UV01" />
  <ns0:subject typeCode="SUBJ">
    <ns0:encounterEvent classCode="ENC">
      <ns0:id>
        <ns0:item root="1.6.7.8.9.0" extension="12345678" />
      </ns0:id>
      <ns0:code code="IMP" />
      <ns0:statusCode code="active" />
      <ns0:effectiveTime>
        <ns0:low value="20150217114002" />
      </ns0:effectiveTime>
      <ns0:subject>
        <ns0:patient classCode="PAT">
          <ns0:id>
            <ns0:item root="1.1.1.1.1" extension="23018887746236" />
          </ns0:id>
          <ns0:patientPerson>
            <ns0:name>
              <ns0:item>
                <ns0:part value="John" type="GIV" />
                <ns0:part value="Doe" type="FAM" />
              </ns0:item>
            </ns0:name>
          </ns0:patientPerson>
        </ns0:patient>
      </ns0:subject>
      <ns0:discharger>
        <ns0:time></ns0:time>
        <ns0:assignedPerson classCode="ASSIGNED">
          <ns0:assignedPerson classCode="PSN" determinerCode="INSTANCE">
            <ns0:name>
              <ns0:item>
                <ns0:part type="FAM" value="Reactivator" />
                <ns0:part type="GIV" value="Ronald" />
              </ns0:item>
            </ns0:name>
          </ns0:assignedPerson>
        </ns0:discharger>
      </ns0:encounterEvent>
    </ns0:subject>
  </ns0:controlActProcess>

```

```

        </ns0:item>
        </ns0:name>
        </ns0:assignedPerson>
        </ns0:assignedPerson>
        </ns0:discharger>
        </ns0:encounterEvent>
        </ns0:subject>
    </ns0:controlActProcess>

```

5.5.2.3 Outbound Message Structure

See [Section 1.2.2](#).

5.6 Transfer Patient

This transaction is used to notify the **MPI** about the delegation of a patient visit to another responsible organization.

5.6.1 Transfer Patient – HL7v2

➤ **ADT A02** – Transfer a patient



Note

The ADT A02 message requires that the patient visit that should be delegated is already registered with the MPI.

5.6.1.1 Message Structure

This section provides an overview and description of the message structure of the transaction **Transfer Patient**.

Table 46: Delegate Patient Visit Segments

Segment	Description
MSH	Message Header
MSH-9-1	The message type must be ADT
MSH-9-2	The trigger event must be A02
EVN	Event Information
IN1	Patient Insurance Information (optional)
PID	Patient Information
PV1	Patient Visit Information
ZBE	Movement Action (optional)
ZBE-4	The type of action must be INSERT
ZBE-5	The movement indicator must be N

MSH Segment

The HL7 MSH segment is present in all HL7 message types and defines the message's source, purpose, destination and certain syntax specifics like delimiters (separator characters) and character sets. It is always the first segment in the HL7 message, with the only exception being HL7 batch messages.

••• EVN Segment

The EVN segment is used to communicate necessary trigger event information to receiving applications and specifies the type of event contained within the message. Values provided in fields other than those listed in the Field Overview will be ignored.

••• IN1 Segment

The IN1 segment is used to transmit information about the paying body of the health services received by the patient. This could be an insurance or the patient himself. The segment is optional. However, once it is used, the fields marked with *Conditionally Required* are mandatory.

••• PID Segment

The PID segment contains the relevant patient data.

••• PV1 Segment

The PV1 segment is used by Registration/ADT applications to communicate information on a patient visit-specific basis.

••• ZBE Segment

The ZBE segment can be used to uniquely identify individual movements. This allows for corrections in historic information at a later point. Note that, when the ZBE segment is used, at least one patient assigning authority must be configured to support the Historic Movement Management option. As long as this configuration is active, the ZBE segment is treated as required.

5.6.1.2 Field Overview

The data required for the MSH segment can be seen in [Table 2](#), those for PID in [Table 4](#) and those for IN1 in [Table 4](#). These are the relevant fields of the other segments:

••• EVN-2

Recorded Date/Time: Time at which the notification has been recorded in the system.

••• EVN-5

Operator ID: Identifies the individual that triggered the visit notification (used for logging purposes). In patient admissions, the treating physician should be entered here. Note that the field is mandatory in an ELGA environment (Austria only). Repetitions cannot be processed by eHealth Solutions.

••• EVN-7

Event Facility (only supported for Version 2.4 and higher): This field is only processed when PID-34 is empty.

••• PV1-2

Patient Class: Determines the type of patient visit. This field is not case-sensitive; it identifies the type of patient visit. Accepted values are **B** for obstetrics, **C** for commercial account, **E** for emergency, **I** for inpatient, **N** for not applicable, **O** for outpatient, **P** for pre-admit, **R** for recurring patient.

••• PV1-3

Assigned Patient Location: The facility that processes the patient visit. The MPI only processes PV1-3.4 (Facility) and requires this component to be present.

••• PV1-6

Prior Patient Location: The facility formerly responsible for the patient visit. The MPI only processes PV1-6.4.2 and requires this component to be present.

••• PV1-19

Visit Number: The unique identifier of the patient encounter. The value is supposed to be static for all messages referring to the same encounter. If no value is present, PID-18 will be used as a fallback encounter identifier. However, it is strongly recommended to use PV1-19 as the encounter identifier,

and use PID-18 only to group encounters under a common patient encounter (if desired). In any case, this field is not intended to identify a specific encounter event (e.g., inpatient admission), but the patient encounter (a sequence of individual encounter events) as a whole. Also, it should be noted that the MPI processes PV1-19.1, PV1-19.4 and PV1-19.5.

⋮ PV1-44

Admit Date/Time: The start date/time of the patient visit.

⋮ PV1-51

Visit Indicator: Specifies the field that is used to identify the encounter. Possible values are **A** for PID-18, **V** for PV1-19 (recommended). It is recommended by IHE to set a value for this field. In eHealth Solutions, however, values given here will not be processed.

⋮ ZBE-1

Movement ID: The unique identifier of the movement. All components are processed, ZBE-1.1 (Entity ID) and ZBE-1.3 (Universal ID; it is recommended to use the value given in the Source Patient Assigning Authority) are required.

⋮ ZBE-2

Start Movement Date/Time: The timestamp of the movement.

⋮ ZBE-4

Movement Action: For the type of movement see [Table 36](#).

⋮ ZBE-5

Historical Movement Indicator: See [Table 36](#).

Table 47: Fields relevant for the Transfer Patient Transaction

HL7-Path	Name	Repeatable	Presence
EVN-2	Recorded Date/Time	No	Not processed
EVN-5	Operator ID	Yes, but without effect	Conditionally Required
EVN-7	Event Facility	No	Optional
PV1-2	Patient Class	No	Required
PV1-3	Assigned Patient Location	No	Required
PV1-6	Prior Patient Location	No	Recommended
PV1-19	Visit Number	No	Recommended
PV1-44	Admit Date/Time	No	Required
PV1-51	Visit Indicator	No	Optional
ZBE-1	Movement ID	No	Required for Historic Movement Management
ZBE-2	Start Movement Date/Time	No	Required for Historic Movement Management
ZBE-4	Movement Action	No	Required for Historic Movement Management
ZBE-5	Historical Movement Indicator	No	Required for Historic Movement Management

**Example 66:
Submission**

```
MSH|^~\&|My Clinic ADT System^1.2.123.27.1974.165.12^ISO|My Local Clinic^1.2.123.27.1974^ISO
|eHealth Solutions MPI^1.1.234.1245.2^ISO|eHealth Solutions Affinity Domain
^1.1.234.1245^ISO|20180306175226.599+0100||ADT^A02^ADT_A02|f354dbc3-4e4e-4983-bbab-03bb
121e7556|P|2.5||AL||UNICODE UTF-8
EVN||20180306175226.599+0100||userId4616^Warren^Karen^^^^^My Local Clinic&1.2.123.27.1974&
ISO^L^^EN|20180306175226.513+0100
PID||patientId1911^^^My Local Clinic&1.2.123.27.1974&ISO^PI~12850234586879^^^Social
```

```
Security Association&1.2.123.27.1974&ISO^SS||Doe^John^^^^^L||19980306|M||&Main Street
&17^London^54820^GB^L||^011 44 20 1234 5678|en|M|VAR|patientAccount7152^^^
My Local Clinic&1.2.123.27.1974&ISO^AN|||||Y|1|GB|||||N
PV1||I|^Surgical Ward&1.2.123.27.22861&ISO||^Radiology&1.2.123.27.1974.187.15&ISO|
doctor1455^Dorian^John^^^^^Medical Staff&1.2.123.27.1974.185.23&ISO^L^DN^^^^^M.D.|
doctor9813^House^Gregory^^^^^Medical Staff&1.2.123.27.1974.185.23&ISO^L^DN^^^^^M.D.
.|||||A0||||visitId0606^^^My Local Clinic&1.2.123.27.1974&ISO^VN
```

Submission with Historic Movement Management

```
MSH|^~\&|My Clinic ADT System^1.2.123.27.1974.165.12^ISO|My Local Clinic^1.2.123.27.1974^ISO
|eHealth Solutions MPI^1.1.234.1245.2^ISO|eHealth Solutions Affinity Domain
^1.1.234.1245^ISO|20180313140649.202+0100||ADT^A02^ADT_A02|7811a967-7019-42bd-8feb-2
bfeffb86518|P|2.5||AL||UNICODE UTF-8
EVN||20180313140649.202+0100||userId9297^Warren^Karen^^^^^My Local Clinic
&1.2.123.27.1974.1.239&ISO^L^EN|20180313140649.176+0100
PID||patientId9674^^^My Local Clinic&1.2.123.27.1974&ISO^PI~12850234580271^^^Social
Security Association&1.2.123.27.1974&ISO^SS||Doe^John^^^^^L||19980313|M||&Main Street
&17^London^54820^GB^L||^011 44 20 1234 5678|en|M|VAR|patientAccount8490^^^
My Local Clinic&1.2.123.27.1974&ISO^AN|||||N|GB|||||N
PV1||I|^Surgical Ward&1.2.123.27.22861&ISO||^Radiology&1.2.123.27.1974.187.15&ISO|
doctor2574^Dorian^John^^^^^Medical Staff&1.2.123.27.1974.185.23&ISO^L^DN^^^^^M.D.|
doctor5441^House^Gregory^^^^^Medical Staff&1.2.123.27.1974.185.23&ISO^L^DN^^^^^M.D.
.|||||A0||||visitId6671^^^My Local Clinic&1.2.123.27.1974&ISO^VN
|||||V
ZBE|visitEvent2791^My Local Clinic^1.2.123.27.1974^ISO|20180313140649.176+0100||INSERT|N
```

Response

```
MSH|^~\&|QUA^1.1.1.1^ISO|QUA^1.1.1^ISO|ITEH^1.1.2.1.1^ISO|ITEH^1.1.2^ISO|201505051501|ACK
^A02|134|P|2.3.1
MSA|AA|133
```

5.6.2 Transfer Patient – HL7v3

Example 67: HL7v3 Delegate Patient Visit Root Element

interactionId's extension field: PRPA_IN303011UV01

```
<hl7:PRPA_IN303011UV01 ITSVersion="XML_1.0" xmlns:hl7="urn:hl7-org:v3" xmlns:xsi="http://www
.w3.org/2001/XMLSchema-instance">
  INSERT MESSAGE HEADER
  INSERT PAYLOAD
</hl7:PRPA_IN303011UV01>
```

5.6.2.1 Inbound Message Structure

The following elements are required in this specific order:

1. controlActProcess
2. controlActProcess.code
3. controlActProcess.authorOrPerformer
4. controlActProcess.authorOrPerformer.assignedPerson
5. controlActProcess.authorOrPerformer.assignedPerson.assignedPerson
6. controlActProcess.authorOrPerformer.assignedPerson.assignedPerson.name
7. controlActProcess.authorOrPerformer.assignedPerson.assignedPerson.name.item
8. controlActProcess.authorOrPerformer.assignedPerson.assignedPerson.name.item.part
9. controlActProcess.subject
10. controlActProcess.subject.encounterEvent
11. controlActProcess.subject.encounterEvent.id
12. controlActProcess.subject.encounterEvent.id.item

13. controlActProcess.subject.encounterEvent.responsibleParty1
14. controlActProcess.subject.encounterEvent.responsibleParty1.time
15. controlActProcess.subject.encounterEvent.responsibleParty1.time.low
16. controlActProcess.subject.encounterEvent.responsibleParty1.statusCode
17. controlActProcess.subject.encounterEvent.responsibleParty1.assignedOrganization
18. controlActProcess.subject.encounterEvent.responsibleParty1.assignedOrganization.id
19. controlActProcess.subject.encounterEvent.responsibleParty1.assignedOrganization.id.item
20. controlActProcess.subject.encounterEvent.responsibleParty2
21. controlActProcess.subject.encounterEvent.responsibleParty2.time
22. controlActProcess.subject.encounterEvent.responsibleParty2.time.high
23. controlActProcess.subject.encounterEvent.responsibleParty2.statusCode
24. controlActProcess.subject.encounterEvent.responsibleParty2.assignedOrganization
25. controlActProcess.subject.encounterEvent.responsibleParty2.assignedOrganization.id.item

Example 68: HL7v3 Delegate Patient Visit Payload

```

<hl7:controlActProcess classCode="CACT" moodCode="EVN">
  <hl7:code code="PRPA_TE303011UV01" />
  <hl7:authorOrPerformer typeCode="AUT">
    <hl7:assignedPerson classCode="ASSIGNED">
      <hl7:assignedPerson classCode="PSN" determinerCode="INSTANCE">
        <hl7:name>
          <hl7:item>
            <hl7:part type="FAM" value="Delegater" />
            <hl7:part type="GIV" value="Dennis" />
          </hl7:item>
        </hl7:name>
      </hl7:assignedPerson>
    </hl7:assignedPerson>
  </hl7:authorOrPerformer>
  <hl7:subject typeCode="SUBJ">
    <hl7:encounterEvent>
      <hl7:id>
        <hl7:item root="1.2.6.7.8.9.0" extension="12345678" />
      </hl7:id>
      <hl7:responsibleParty1>
        <hl7:time>
          <hl7:low value="20141127160100" />
        </hl7:time>
        <hl7:statusCode code="active" />
        <hl7:assignedOrganization classCode="ASSIGNED">
          <hl7:id>
            <hl7:item root="1.2.6.7.8.9.0" />
          </hl7:id>
        </hl7:assignedOrganization>
      </hl7:responsibleParty1>
      <hl7:responsibleParty2>
        <hl7:time>
          <hl7:high value="20141127160000" />
        </hl7:time>
        <hl7:statusCode code="completed" />
        <hl7:assignedOrganization classCode="ASSIGNED">
          <hl7:id>
            <hl7:item root="1.2.3.4.5" />
          </hl7:id>
        </hl7:assignedOrganization>
      </hl7:responsibleParty2>
    </hl7:encounterEvent>
  </hl7:subject>
</hl7:controlActProcess>

```


5.6.2.2 Outbound Message Structure

See [Section 1.2.2](#).

5.7 Cancel Transfer Patient

This transaction is used to notify the **MPI** about the cancellation of a patient delegation to another responsible organization.

5.7.1 Cancel Transfer Patient – HL7v2

> ADT A12 – Cancel Patient Transfer

5.7.1.1 Message Structure

This section provides an overview and description of the message structure of the transaction **Transfer Patient**.

Table 48: Delegate Patient Visit Segments

Segment	Description
MSH	Message Header
MSH-9-1	The message type must be ADT
MSH-9-2	The trigger event must be A12
EVN	Event Information
IN1	Patient Insurance Information (optional)
PID	Patient Information
PV1	Patient Visit Information
ZBE	Movement Action (optional)
ZBE-4	The type of action must be CANCEL
ZBE-5	The movement indicator must be N



Note

Although the PID segment is required in Cancel Transactions, patient data will not be updated when differing from those registered in the system.

MSH Segment

The HL7 MSH segment is present in all HL7 message types and defines the message's source, purpose, destination and certain syntax specifics like delimiters (separator characters) and character sets. It is always the first segment in the HL7 message, with the only exception being HL7 batch messages.

EVN Segment

The EVN segment is used to communicate necessary trigger event information to receiving applications and specifies the type of event contained within the message. Values provided in fields other than those listed in the Field Overview will be ignored.

IN1 Segment

The IN1 segment is used to transmit information about the paying body of the health services received by the patient. This could be an insurance or the patient himself. The segment is optional. However, once it is used, the fields marked with *Conditionally Required* are mandatory.

PID Segment

The PID segment contains the relevant patient data.

••• PV1 Segment

The PV1 segment is used by Registration/ADT applications to communicate information on a patient visit-specific basis.

••• ZBE Segment

The ZBE segment can be used to uniquely identify individual movements. This allows for corrections in historic information at a later point. Note that, when the ZBE segment is used, at least one patient assigning authority must be configured to support the Historic Movement Management option. As long as this configuration is active, the ZBE segment is treated as required.

5.7.1.2 Field Overview

The data required for the MSH segment can be seen in [Table 2](#), those for IN1 in [Table 4](#). In cancellation messages, the PID segment is only required to contain a valid ID (PID-3) and the patient name (PID-5). The relevant fields of the other segments are:

••• EVN-2

Recorded Date/Time: Time at which the notification has been recorded in the system.

••• EVN-5

Operator ID: Identifies the individual that triggered the visit notification (used for logging purposes). In patient admissions, the treating physician should be entered here. Note that the field is mandatory in an ELGA environment (Austria only). Repetitions cannot be processed by eHealth Solutions.

••• EVN-7

Event Facility (only supported for Version 2.4 and higher): This field is only processed when PID-34 is empty.

••• PV1-2

Patient Class: Determines the type of patient visit. This field is not case-sensitive; it identifies the type of patient visit. Accepted values are **B** for obstetrics, **C** for commercial account, **E** for emergency, **I** for inpatient, **N** for not applicable, **O** for outpatient, **P** for pre-admit, **R** for recurring patient.

••• PV1-3

Assigned Patient Location: The facility that processes the patient visit. The MPI only processes PV1-3.4 (Facility) and requires this component to be present.

••• PV1-19

Visit Number: The unique identifier of the patient encounter. The value is supposed to be static for all messages referring to the same encounter. If no value is present, PID-18 will be used as a fallback encounter identifier. However, it is strongly recommended to use PV1-19 as the encounter identifier, and use PID-18 only to group encounters under a common patient encounter (if desired). In any case, this field is not intended to identify a specific encounter event (e.g., inpatient admission), but the patient encounter (a sequence of individual encounter events) as a whole. Also, it should be noted that the MPI processes PV1-19.1, PV1-19.4 and PV1-19.5.

••• PV1-51

Visit Indicator: Specifies the field that is used to identify the encounter. Possible values are **A** for PID-18, **V** for PV1-19 (recommended). It is recommended by IHE to set a value for this field. In eHealth Solutions, however, values given here will not be processed.

••• ZBE-1

Movement ID: The unique identifier of the movement. All components are processed, ZBE-1.1 (Entity ID) and ZBE-1.3 (Universal ID; it is recommended to use the value given in the Source Patient Assigning Authority) are required.

⋮ ZBE-2

Start Movement Date/Time: The timestamp of the movement.

⋮ ZBE-4

Movement Action: For the type of movement see [Table 36](#).

⋮ ZBE-5

Historical Movement Indicator: See [Table 36](#).

Table 49: Fields relevant for the Cancel Transfer Patient Transaction

HL7-Path	Name	Repeatable	Presence
EVN-2	Recorded Date/Time	No	Not processed
EVN-5	Operator ID	Yes, but without effect	Conditionally Required
EVN-7	Event Facility	No	Optional
PV1-2	Patient Class	No	Required
PV1-3	Assigned Patient Location	No	Required
PV1-19	Visit Number	No	Recommended
PV1-51	Visit Indicator	No	Optional
ZBE-1	Movement ID	No	Required for Historic Movement Management
ZBE-2	Start Movement Date/Time	No	Required for Historic Movement Management
ZBE-4	Movement Action	No	Required for Historic Movement Management
ZBE-5	Historical Movement Indicator	No	Required for Historic Movement Management

Example 69:

Submission

```
MSH|^~\&|My Clinic ADT System^1.2.123.27.1974.165.12^ISO|My Local Clinic^1.2.123.27.1974^ISO
|eHealth Solutions MPI^1.1.234.1245.2^ISO|eHealth Solutions Affinity Domain
^1.1.234.1245^ISO|20180306190456.216+0100||ADT^A12^ADT_A12|e6a41f1b-e4b6-47b3-916c-2fa
895dde58e|P|2.5||AL||UNICODE UTF-8
EVN||20180306190456.216+0100||userId6626^Warren^Karen^^^^^My Local Clinic&1.2.123.27.1974&
ISO^L^^^EN|20180306190456.136+0100
PID||patientId3555^^^My Local Clinic&1.2.123.27.1974&ISO^PI||Doe^John^^^^^L
PV1||I|^Radiology&1.2.123.27.1974.187.15&ISO|||||||||||||visitId3415^^^My Local Clinic
&1.2.123.27.1974&ISO^VN
```

Submission with Historic Movement Management

```
MSH|^~\&|My Clinic ADT System^1.2.123.27.1974.165.12^ISO|My Local Clinic^1.2.123.27.1974^ISO
|eHealth Solutions MPI^1.1.234.1245.2^ISO|eHealth Solutions Affinity Domain
^1.1.234.1245^ISO|20180313140020.883+0100||ADT^A12^ADT_A12|db4362c7-9dfa-4e8b-9066-e05b6
c01b345|P|2.5||AL||UNICODE UTF-8
EVN||20180313140020.883+0100||userId3744^Warren^Karen^^^^^My Local Clinic
&1.2.123.27.1974.1.239&ISO^L^^^EN|20180313140020.874+0100
PID||patientId1866^^^My Local Clinic&1.2.123.27.1974&ISO^PI||Doe^John^^^^^L
PV1||I|^Radiology&1.2.123.27.1974.187.15&ISO|||||||||||||visitId8173^^^My Local Clinic
&1.2.123.27.1974&ISO^VN|||||||||||||V
ZBE|visitEvent6739^My Local Clinic^1.2.123.27.1974^ISO|20180313140020.874+0100||CANCEL|N
```

5.8 Change Outpatient To Inpatient

This transaction is used to notify the MPI about the change of a preexisting outpatient visit to an inpatient visit.

5.8.1 Change Outpatient To Inpatient – HL7v2

➤ **ADT A06** – Change an outpatient to an inpatient.



Note

The ADT A06 message requires that the outpatient visit that should be changed is already registered with the MPI.

5.8.1.1 Message Structure

This section provides an overview and description of the message structure of the transaction **Change Outpatient To Inpatient**.

Table 50: Change Outpatient To Inpatient Segments

Segment	Description
MSH	Message Header
MSH-9-1	The message type must be ADT
MSH-9-2	The trigger event must be A06
EVN	Event Information
IN1	Patient Insurance Information (optional)
PID	Patient Information
PV1	Patient Visit Information
ZBE	Movement Action (optional)
ZBE-4	The type of action must be INSERT
ZBE-5	The movement indicator must be N

MSH Segment

The HL7 MSH segment is present in all HL7 message types and defines the message's source, purpose, destination and certain syntax specifics like delimiters (separator characters) and character sets. It is always the first segment in the HL7 message, with the only exception being HL7 batch messages.

EVN Segment

The EVN segment is used to communicate necessary trigger event information to receiving applications and specifies the type of event contained within the message. Values provided in fields other than those listed in the Field Overview will be ignored.

IN1 Segment

The IN1 segment is used to transmit information about the paying body of the health services received by the patient. This could be an insurance or the patient himself. The segment is optional. However, once it is used, the fields marked with *Conditionally Required* are mandatory.

PID Segment

The PID segment contains the relevant patient data.

PV1 Segment

The PV1 segment is used by Registration/ADT applications to communicate information on a patient visit-specific basis.

⋮ ZBE Segment

The ZBE segment can be used to uniquely identify individual movements. This allows for corrections in historic information at a later point. Note that, when the ZBE segment is used, at least one patient assigning authority must be configured to support the Historic Movement Management option. As long as this configuration is active, the ZBE segment is treated as required.

5.8.1.2 Field Overview

The data required for the MSH segment can be seen in [Table 2](#), those for PID in [Table 4](#) and those for IN1 in [Table 4](#). These are the relevant fields of the other segments:

⋮ EVN-2

Recorded Date/Time: Time at which the notification has been recorded in the system.

⋮ EVN-5

Operator ID: Identifies the individual that triggered the visit notification (used for logging purposes). In patient admissions, the treating physician should be entered here. Note that the field is mandatory in an ELGA environment (Austria only). Repetitions cannot be processed by eHealth Solutions.

⋮ EVN-7

Event Facility (only supported for Version 2.4 and higher): This field is only processed when PID-34 is empty.

⋮ PV1-2

Patient Class: Determines the type of patient visit. This field is not case-sensitive; it identifies the type of patient visit. Accepted values are **B** for obstetrics, **C** for commercial account, **E** for emergency, **I** for inpatient, **N** for not applicable, **O** for outpatient, **P** for pre-admit, **R** for recurring patient.

⋮ PV1-3

Assigned Patient Location: The facility that processes the patient visit. The MPI only processes PV1-3.4 (Facility) and requires this component to be present.

⋮ PV1-6

Prior Patient Location: The facility formerly responsible for the patient visit. The MPI only processes PV1-6.4.2 and requires this component to be present.

⋮ PV1-19

Visit Number: The unique identifier of the patient encounter. The value is supposed to be static for all messages referring to the same encounter. If no value is present, PID-18 will be used as a fallback encounter identifier. However, it is strongly recommended to use PV1-19 as the encounter identifier, and use PID-18 only to group encounters under a common patient encounter (if desired). In any case, this field is not intended to identify a specific encounter event (e.g., inpatient admission), but the patient encounter (a sequence of individual encounter events) as a whole. Also, it should be noted that the MPI processes PV1-19.1, PV1-19.4 and PV1-19.5.

⋮ PV1-44

Admit Date/Time: The start date/time of the patient visit.

⋮ PV1-51

Visit Indicator: Specifies the field that is used to identify the encounter. Possible values are **A** for PID-18, **V** for PV1-19 (recommended). It is recommended by IHE to set a value for this field. In eHealth Solutions, however, values given here will not be processed.

⋮ MRG-1

Prior Patient Identifier List: List of all Patient IDs of the recessive patient. The structure of this field corresponds to that of PID-3 (*Patient Identifier List*). For a valid transaction it is sufficient to provide

one Source Patient Identifier. Regional identifiers such as social security numbers should not be used since they will be ignored by eHealth Solutions.

MRG-3

Prior Patient Account Number: Account Number of the recessive patient. The structure of this field corresponds to that of PID-18 (*Patient Account Number*).

MRG-7

Prior Patient Name List: Name of the recessive patient. Values given in this field are used for logging purposes.

ZBE-1

Movement ID: The unique identifier of the movement. All components are processed, ZBE-1.1 (Entity ID) and ZBE-1.3 (Universal ID; it is recommended to use the value given in the Source Patient Assigning Authority) are required.

ZBE-2

Start Movement Date/Time: The timestamp of the movement.

ZBE-4

Movement Action: For the type of movement see [Table 36](#).

ZBE-5

Historical Movement Indicator: See [Table 36](#).

Table 51: Fields relevant for the Change Outpatient To Inpatient Transaction

HL7-Path	Name	Repeatable	Presence
EVN-2	Recorded Date/Time	No	Not processed
EVN-5	Operator ID	Yes, but without effect	Conditionally Required
EVN-7	Event Facility	No	Optional
PV1-2	Patient Class	No	Required
PV1-3	Assigned Patient Location	No	Required
PV1-6	Prior Patient Location	No	Recommended
PV1-19	Visit Number	No	Recommended
PV1-44	Admit Date/Time	No	Required
PV1-51	Visit Indicator	No	Optional
MRG-1	Patient Identifier List	Yes	Required
MRG-3	Prior Patient Account Number	No	Optional
MRG-7	Prior Patient Name List	Yes	Optional
ZBE-1	Movement ID	No	Required for Historic Movement Management
ZBE-2	Start Movement Date/Time	No	Required for Historic Movement Management
ZBE-4	Movement Action	No	Required for Historic Movement Management
ZBE-5	Historical Movement Indicator	No	Required for Historic Movement Management



Note

eHealth Solutions does not process any patient information for the transaction **Change Outpatient To Inpatient**. Therefore, the PID segment can be empty.

Example 70: Submission

```
MSH|^~\&|My Clinic ADT System^1.2.123.27.1974.165.12^ISO|My Local Clinic^1.2.123.27.1974^ISO
|eHealth Solutions MPI^1.1.234.1245.2^ISO|eHealth Solutions Affinity Domain
^1.1.234.1245^ISO|20180306172741.348+0100||ADT^A06^ADT_A06|366ef1f2-06cb-4525-bd09-28472
b5141a5|P|2.5||AL||UNICODE UTF-8
EVN||20180306172741.348+0100||userId1502^Warren^Karen^^^^^My Local Clinic&1.2.123.27.1974&
ISO^L^^^EN|20180306172741.255+0100
PID||patientId7542^^^My Local Clinic&1.2.123.27.1974&ISO^PI~12850234581536^^^Social
Security Association&1.2.123.27.1974&ISO^SS||Doe^John^^^^^L|19980306|M||&Main Street
&17^^London^^54820^GB^L|^011 44 20 1234 5678|en|M|VAR|patientAccount3869^^^
My Local Clinic&1.2.123.27.1974&ISO^AN||||Y|1|GB||||N
PV1|I|^Radiology&1.2.123.27.1974.187.15&ISO|^My Outpatient Clinic&1.2.123.27.27894&
ISO|doctor1191^Dorian^John^^^^^Medical Staff&1.2.123.27.1974.185.23&ISO^L^^^DN^^^^^^M
.D.|doctor0077^House^Gregory^^^^^Medical Staff&1.2.123.27.1974.185.23&ISO^L^^^DN
^^^^^^M.D.|||||A2||||visitId5939^^^My Local Clinic&1.2.123.27.1974&ISO^VN
```

Submission with Historic Movement Management

```
MSH|^~\&|My Clinic ADT System^1.2.123.27.1974.165.12^ISO|My Local Clinic^1.2.123.27.1974^ISO
|eHealth Solutions MPI^1.1.234.1245.2^ISO|eHealth Solutions Affinity Domain
^1.1.234.1245^ISO|20180313140335.883+0100||ADT^A06^ADT_A06|8cae2709-7d75-40e5-966f-eb12
bf29a943|P|2.5||AL||UNICODE UTF-8
EVN||20180313140335.883+0100||userId3804^Warren^Karen^^^^^My Local Clinic
&1.2.123.27.1974.1.239&ISO^L^^^EN|20180313140335.751+0100
PID||patientId9329^^^My Local Clinic&1.2.123.27.1974&ISO^PI~12850234583044^^^Social
Security Association&1.2.123.27.1974&ISO^SS||Doe^John^^^^^L|19980313|M||&Main Street
&17^^London^^54820^GB^L|^011 44 20 1234 5678|en|M|VAR|patientAccount9838^^^
My Local Clinic&1.2.123.27.1974&ISO^AN||||Y|1|GB||||N
PV1|I|^Radiology&1.2.123.27.1974.187.15&ISO|^My Outpatient Clinic&1.2.123.27.27894&
ISO|doctor8800^Dorian^John^^^^^Medical Staff&1.2.123.27.1974.185.23&ISO^L^^^DN^^^^^^M
.D.|doctor2376^House^Gregory^^^^^Medical Staff&1.2.123.27.1974.185.23&ISO^L^^^DN
^^^^^^M.D.|||||A2||||visitId2917^^^My Local Clinic&1.2.123.27.1974&ISO^VN
|||||||||||||||||||||||||||||V
ZBE|visitEvent7437^My Local Clinic^1.2.123.27.1974^ISO|20180313140335.751+0100||INSERT|N
```

Response

```
MSH|^~\&|QUA^1.1.1.1^ISO|QUA^1.1.1^ISO|ITEH^1.1.2.1.1^ISO|ITEH^1.1.2^ISO|201505051501||ACK
^A06|132|P|2.3.1
MSA|AA|131
```

5.8.2 Change Outpatient To Inpatient – HL7v3

5.8.2.1 Message Structure

There is no separate message for this type. See [Section 5.1.2 Admit Inpatient – HL7v3](#).

Example 71: HL7v3 Change Outpatient to Inpatient Root Element

See [Section 5.1.2 Admit Inpatient – HL7v3](#).

Example 72: HL7v3 Change Outpatient to Inpatient Payload

Change the encounterEvent.code to "IMP", which refers to stationary patients (in-patients).

See [Section 5.1.2 Admit Inpatient – HL7v3](#).

5.9 Change Inpatient To Outpatient

This transaction is used to notify the MPI about the change of a preexisting inpatient visit to an outpatient visit.

5.9.1 Change Inpatient To Outpatient – HL7v2

➤ ADT A07 – Change an inpatient to an outpatient.



Note

The ADT A07 message requires that the inpatient visit that should be changed is already registered with the MPI.

5.9.1.1 Message Structure

This section provides an overview and description of the message structure of the transaction [Change Inpatient To Outpatient](#).

Table 52: Change Inpatient To Outpatient Segments

Segment	Description
MSH	Message Header
MSH-9-1	The message type must be ADT
MSH-9-2	The trigger event must be A07
EVN	Event Information
IN1	Patient Insurance (optional)
PID	Patient Information
PV1	Patient Visit Information
ZBE	Movement Action (optional)
ZBE-4	The type of action must be INSERT
ZBE-5	The movement indicator must be N

MSH Segment

The HL7 MSH segment is present in all HL7 message types and defines the message's source, purpose, destination and certain syntax specifics like delimiters (separator characters) and character sets. It is always the first segment in the HL7 message, with the only exception being HL7 batch messages.

EVN Segment

The EVN segment is used to communicate necessary trigger event information to receiving applications and specifies the type of event contained within the message. Values provided in fields other than those listed in the Field Overview will be ignored.

IN1 Segment

The IN1 segment is used to transmit information about the paying body of the health services received by the patient. This could be an insurance or the patient himself. The segment is optional. However, once it is used, the fields marked with *Conditionally Required* are mandatory.

PID Segment

The PID segment contains the relevant patient data.

PV1 Segment

The PV1 segment is used by Registration/ADT applications to communicate information on a patient visit-specific basis.

⋮ ZBE Segment

The ZBE segment can be used to uniquely identify individual movements. This allows for corrections in historic information at a later point. Note that, when the ZBE segment is used, at least one patient assigning authority must be configured to support the Historic Movement Management option. As long as this configuration is active, the ZBE segment is treated as required.

5.9.1.2 Field Overview

The data required for the MSH segment can be seen in [Table 2](#), those for PID in [Table 4](#) and those for IN1 in [Table 4](#). These are the relevant fields of the other segments:

⋮ EVN-2

Recorded Date/Time: Time at which the notification has been recorded in the system.

⋮ EVN-5

Operator ID: Identifies the individual that triggered the visit notification (used for logging purposes). In patient admissions, the treating physician should be entered here. Note that the field is mandatory in an ELGA environment (Austria only). Repetitions cannot be processed by eHealth Solutions.

⋮ EVN-7

Event Facility (only supported for Version 2.4 and higher): This field is only processed when PID-34 is empty.

⋮ PV1-2

Patient Class: Determines the type of patient visit. This field is not case-sensitive; it identifies the type of patient visit. Accepted values are **B** for obstetrics, **C** for commercial account, **E** for emergency, **I** for inpatient, **N** for not applicable, **O** for outpatient, **P** for pre-admit, **R** for recurring patient.

⋮ PV1-3

Assigned Patient Location: The facility that processes the patient visit. The MPI only processes PV1-3.4 (Facility) and requires this component to be present.

⋮ PV1-6

Prior Patient Location: The facility formerly responsible for the patient visit. The MPI only processes PV1-6.4.2 and requires this component to be present.

⋮ PV1-19

Visit Number: The unique identifier of the patient encounter. The value is supposed to be static for all messages referring to the same encounter. If no value is present, PID-18 will be used as a fallback encounter identifier. However, it is strongly recommended to use PV1-19 as the encounter identifier, and use PID-18 only to group encounters under a common patient encounter (if desired). In any case, this field is not intended to identify a specific encounter event (e.g., inpatient admission), but the patient encounter (a sequence of individual encounter events) as a whole. Also, it should be noted that the MPI processes PV1-19.1, PV1-19.4 and PV1-19.5.

⋮ PV1-44

Admit Date/Time: The start date/time of the patient visit.

⋮ PV1-51

Visit Indicator: Specifies the field that is used to identify the encounter. Possible values are **A** for PID-18, **V** for PV1-19 (recommended). It is recommended by IHE to set a value for this field. In eHealth Solutions, however, values given here will not be processed.

⋮ MRG-1

Prior Patient Identifier List: List of all Patient IDs of the recessive patient. The structure of this field corresponds to that of PID-3 (*Patient Identifier List*). For a valid transaction it is sufficient to provide

one Source Patient Identifier. Regional identifiers such as social security numbers should not be used since they will be ignored by eHealth Solutions.

MRG-3

Prior Patient Account Number: Account Number of the recessive patient. The structure of this field corresponds to that of PID-18 (*Patient Account Number*).

MRG-7

Prior Patient Name List: Name of the recessive patient. Values given in this field are used for logging purposes.

ZBE-1

Movement ID: The unique identifier of the movement. All components are processed, ZBE-1.1 (Entity ID) and ZBE-1.3 (Universal ID; it is recommended to use the value given in the Source Patient Assigning Authority) are required.

ZBE-2

Start Movement Date/Time: The timestamp of the movement.

ZBE-4

Movement Action: For the type of movement see [Table 36](#).

ZBE-5

Historical Movement Indicator: See [Table 36](#).

Table 53: Fields relevant for the Change Inpatient To Outpatient Transaction

HL7-Path	Name	Repeatable	Presence
EVN-2	Recorded Date/Time	No	Not processed
EVN-5	Operator ID	Yes, but without effect	Conditionally Required
EVN-7	Event Facility	No	Optional
PV1-2	Patient Class	No	Required
PV1-3	Assigned Patient Location	No	Required
PV1-6	Prior Patient Location	No	Recommended
PV1-19	Visit Number	No	Recommended
PV1-44	Admit Date/Time	No	Required
PV1-51	Visit Indicator	No	Optional
MRG-1	Patient Identifier List	Yes	Required
MRG-3	Prior Patient Account Number	No	Optional
MRG-7	Prior Patient Name List	Yes	Optional
ZBE-1	Movement ID	No	Required for Historic Movement Management
ZBE-2	Start Movement Date/Time	No	Required for Historic Movement Management
ZBE-4	Movement Action	No	Required for Historic Movement Management
ZBE-5	Historical Movement Indicator	No	Required for Historic Movement Management

Example 73:
Submission

```
MSH|^~\&|My Clinic ADT System^1.2.123.27.1974.165.12^ISO|My Local Clinic^1.2.123.27.1974^ISO
|eHealth Solutions MPI^1.1.234.1245.2^ISO|eHealth Solutions Affinity Domain
^1.1.234.1245^ISO|20180306172412.257+0100||ADT^A07^ADT_A06|06d16e2e-bf31-4c14-8478-c1855
e339d17|P|2.5|||AL|||UNICODE UTF-8
```

```

EVN||20180306172412.257+0100|||userId3513^Warren^Karen^^^^^My Local Clinic&1.2.123.27.1974&
ISO^L^^EN|20180306172412.163+0100
PID||patientId2683^^^My Local Clinic&1.2.123.27.1974&ISO^PI~12850234587227^^^Social
Security Association&1.2.123.27.1974&ISO^SS||Doe^John^^^^^L||19980306|M|||&Main Street
&17^^London^^54820^GB^L||^011 44 20 1234 5678|en|M|VAR|patientAccount9059^^^
My Local Clinic&1.2.123.27.1974&ISO^AN|||||N||GB||||N
PV1||0|^My Outpatient Clinic&1.2.123.27.27894&ISO|||^Radiology&1.2.123.27.1974.187.15&
ISO|doctor1720^Dorian^John^^^^^Medical Staff&1.2.123.27.1974.185.23&ISO^L^^^DN^^^^^^M
.D.|doctor4898^House^Gregory^^^^^Medical Staff&1.2.123.27.1974.185.23&ISO^L^^^DN
^^^^^^M.D.|||||A4||||visitId6829^^^My Local Clinic&1.2.123.27.1974&ISO^VN

```

Submission with Historic Movement Management

```

MSH|^~\&|My Clinic ADT System^1.2.123.27.1974.165.12^ISO|My Local Clinic^1.2.123.27.1974^ISO
|eHealth Solutions MPI^1.1.234.1245.2^ISO|eHealth Solutions Affinity Domain
^1.1.234.1245^ISO|20180313140213.169+0100||ADT^A07^ADT_A06|499cfba4-0606-4cb6-8287-727a
2367cde2|P|2.5||AL||UNICODE UTF-8
EVN||20180313140213.169+0100|||userId8903^Warren^Karen^^^^^My Local Clinic
&1.2.123.27.1974.1.239&ISO^L^^EN|20180313140213.04+0100
PID||patientId4794^^^My Local Clinic&1.2.123.27.1974&ISO^PI~12850234585111^^^Social
Security Association&1.2.123.27.1974&ISO^SS||Doe^John^^^^^L||19980313|M|||&Main Street
&17^^London^^54820^GB^L||^011 44 20 1234 5678|en|M|VAR|patientAccount3576^^^
My Local Clinic&1.2.123.27.1974&ISO^AN|||||Y|1|GB||||N
PV1||0|^My Outpatient Clinic&1.2.123.27.27894&ISO|||^Radiology&1.2.123.27.1974.187.15&
ISO|doctor8534^Dorian^John^^^^^Medical Staff&1.2.123.27.1974.185.23&ISO^L^^^DN^^^^^^M
.D.|doctor3422^House^Gregory^^^^^Medical Staff&1.2.123.27.1974.185.23&ISO^L^^^DN
^^^^^^M.D.|||||A4||||visitId7153^^^My Local Clinic&1.2.123.27.1974&ISO^VN
|||||V
ZBE|visitEvent6185^My Local Clinic^1.2.123.27.1974^ISO|20180313140213.040+0100||INSERT|N

```

Response

```

MSH|^~\&|QUA^1.1.1.1.1^ISO|QUA^1.1.1^ISO|ITEH^1.1.2.1.1^ISO|ITEH^1.1.2^ISO|201505051501||ACK
^A06|132|P|2.3.1
MSA|AA|131

```

5.9.2 Change Inpatient To Outpatient – HL7v3

5.9.2.1 Inbound Message Structure

Example 74: HL7v3 Change Inpatient to Outpatient Root Element

See [Section 5.1.2 Admit Inpatient – HL7v3](#).

Example 75: HL7v3 Change Inpatient to Outpatient Payload

Change the encounterEvent.code to “AMB” for ambulant patients (out-patients). “EMER”, which stands for emergency admission, may also be used for ambulant patients (out-patients).

See [Section 5.1.2 Admit Inpatient – HL7v3](#).

5.9.2.2 Outbound Message Structure

See [Section 1.2.2](#).

5.10 Change Patient Identifier List

This transaction is used to notify the MPI about an adaption of the patient identifiers.

5.10.1 Change Patient Identifier List – HL7v2

➤ ADT A47 – Change patient identifier list

5.10.1.1 Message Structure

This section provides an overview and description of the message structure of the transaction [Change Patient Identifier List](#).

Table 54: [Change Patient Identifier List](#) Segments

Segment	Description
MSH	Message Header
MSH-9-1	The message type must be ADT
MSH-9-2	The trigger event must be A47
EVN	Event Information
IN1	Patient Insurance (optional)
PID	Patient Information
PV1	Patient Visit Information

⋮ MSH Segment

The HL7 MSH segment is present in all HL7 message types and defines the message's source, purpose, destination and certain syntax specifics like delimiters (separator characters) and character sets. It is always the first segment in the HL7 message, with the only exception being HL7 batch messages.

⋮ EVN Segment

The EVN segment is used to communicate necessary trigger event information to receiving applications and specifies the type of event contained within the message. Values provided in fields other than those listed in the Field Overview will be ignored.

⋮ IN1 Segment

The IN1 segment is used to transmit information about the paying body of the health services received by the patient. This could be an insurance or the patient himself. The segment is optional. However, once it is used, the fields marked with *Conditionally Required* are mandatory.

⋮ PID Segment

The PID segment contains the relevant patient data.

⋮ PV1 Segment

The PV1 segment is used by Registration/ADT applications to communicate information on a patient visit-specific basis.

⋮ ZBE Segment

The ZBE segment can be used to uniquely identify individual movements. This allows for corrections in historic information at a later point. Note that, when the ZBE segment is used, at least one patient assigning authority must be configured to support the Historic Movement Management option. As long as this configuration is active, the ZBE segment is treated as required.

5.10.1.2 Field Overview

The data required for the MSH segment can be seen in [Table 2](#), those for PID in [Table 4](#) and those for IN1 in [Table 4](#). These are the relevant fields of the other segments:

⋮ EVN-2

Recorded Date/Time: Time at which the notification has been recorded in the system.

EVN-5

Operator ID: Identifies the individual that triggered the visit notification (used for logging purposes). In patient admissions, the treating physician should be entered here. Note that the field is mandatory in an ELGA environment (Austria only). Repetitions cannot be processed by eHealth Solutions.

EVN-7

Event Facility (only supported for Version 2.4 and higher): This field is only processed when PID-34 is empty.

PV1-2

Patient Class: Determines the type of patient visit. This field is not case-sensitive; it identifies the type of patient visit. Accepted values are **B** for obstetrics, **C** for commercial account, **E** for emergency, **I** for inpatient, **N** for not applicable, **O** for outpatient, **P** for pre-admit, **R** for recurring patient.

PV1-19

Visit Number: The unique identifier of the patient encounter. The value is supposed to be static for all messages referring to the same encounter. If no value is present, PID-18 will be used as a fallback encounter identifier. However, it is strongly recommended to use PV1-19 as the encounter identifier, and use PID-18 only to group encounters under a common patient encounter (if desired). In any case, this field is not intended to identify a specific encounter event (e.g., inpatient admission), but the patient encounter (a sequence of individual encounter events) as a whole. Also, it should be noted that the MPI processes PV1-19.1, PV1-19.4 and PV1-19.5.

PV1-51

Visit Indicator: Specifies the field that is used to identify the encounter. Possible values are **A** for PID-18, **V** for PV1-19 (recommended). It is recommended by IHE to set a value for this field. In eHealth Solutions, however, values given here will not be processed.

Table 55: Fields relevant for the Change Patient Identifier List Transaction

HL7-Path	Name	Repeatable	Presence
EVN-2	Recorded Date/Time	No	Not processed
EVN-5	Operator ID	Yes, but without effect	Conditionally Required
EVN-7	Event Facility	No	Optional
PV1-2	Patient Class	No	Required
PV1-19	Visit Number	No	Recommended
PV1-51	Visit Indicator	No	Optional

5.11 Change Attending Doctor

This transaction is used to notify the MPI about a change of the doctor attended by the patient.

5.11.1 Change Attending Doctor – HL7v2

> ADT A54 – Change attending doctor

5.11.1.1 Message Structure

This section provides an overview and description of the message structure of the transaction **Change Attending Doctor**.

Table 56: Change Attending Doctor Segments

Segment	Description
MSH	Message Header
MSH-9-1	The message type must be ADT
MSH-9-2	The trigger event must be A54
EVN	Event Information
IN1	Patient Insurance (optional)
PID	Patient Information
PV1	Patient Visit Information
ZBE	Movement Action (optional)
ZBE-4	The type of action must be INSERT
ZBE-5	The movement indicator must be N

MSH Segment

The HL7 MSH segment is present in all HL7 message types and defines the message's source, purpose, destination and certain syntax specifics like delimiters (separator characters) and character sets. It is always the first segment in the HL7 message, with the only exception being HL7 batch messages.

EVN Segment

The EVN segment is used to communicate necessary trigger event information to receiving applications and specifies the type of event contained within the message. Values provided in fields other than those listed in the Field Overview will be ignored.

IN1 Segment

The IN1 segment is used to transmit information about the paying body of the health services received by the patient. This could be an insurance or the patient himself. The segment is optional. However, once it is used, the fields marked with *Conditionally Required* are mandatory.

PID Segment

The PID segment contains the relevant patient data.

PV1 Segment

The PV1 segment is used by Registration/ADT applications to communicate information on a patient visit-specific basis.

ZBE Segment

The ZBE segment can be used to uniquely identify individual movements. This allows for corrections in historic information at a later point. Note that, when the ZBE segment is used, at least one patient assigning authority must be configured to support the Historic Movement Management option. As long as this configuration is active, the ZBE segment is treated as required.

5.11.1.2 Field Overview

The data required for the MSH segment can be seen in [Table 2](#), those for PID in [Table 4](#) and those for IN1 in [Table 4](#). These are the relevant fields of the other segments:

EVN-2

Recorded Date/Time: Time at which the notification has been recorded in the system.

EVN-5

Operator ID: Identifies the individual that triggered the visit notification (used for logging purposes). In patient admissions, the treating physician should be entered here. Note that the field is mandatory in an ELGA environment (Austria only). Repetitions cannot be processed by eHealth Solutions.

EVN-7

Event Facility (only supported for Version 2.4 and higher): This field is only processed when PID-34 is empty.

PV1-2

Patient Class: Determines the type of patient visit. This field is not case-sensitive; it identifies the type of patient visit. Accepted values are **B** for obstetrics, **C** for commercial account, **E** for emergency, **I** for inpatient, **N** for not applicable, **O** for outpatient, **P** for pre-admit, **R** for recurring patient.

PV1-7

Attending Doctor: Refers to the attending physician. In eHealth Solutions, repetitions of this field cannot be processed. The components evaluated by eHealth Solutions are: PV1-7.1 (Identifier), PV1-7.2.1 (Family Name, Surname), PV1-7.3 (Given Name), PV1-7.4 (Additional Given Names), PV1-7.5 (Suffix), PV1-7.6 (Prefix), PV1-7.7 (Degree), PV1-7.9 (Assigning Authority), PV1-7.10 (Name Type Code), PV1-7.13 (Identifier Type Code), PV1-7.19 (Effective Date), PV1-7.20 (Expiration Date), PV1-7.21 (Professional Suffix). At least one identifier (either PV1-7.1 or PV1-7.9) has to be provided so the field can be stored.

PV1-19

Visit Number: The unique identifier of the patient encounter. The value is supposed to be static for all messages referring to the same encounter. If no value is present, PID-18 will be used as a fallback encounter identifier. However, it is strongly recommended to use PV1-19 as the encounter identifier, and use PID-18 only to group encounters under a common patient encounter (if desired). In any case, this field is not intended to identify a specific encounter event (e.g., inpatient admission), but the patient encounter (a sequence of individual encounter events) as a whole. Also, it should be noted that the MPI processes PV1-19.1, PV1-19.4 and PV1-19.5.

PV1-51

Visit Indicator: Specifies the field that is used to identify the encounter. Possible values are **A** for PID-18, **V** for PV1-19 (recommended). It is recommended by IHE to set a value for this field. In eHealth Solutions, however, values given here will not be processed.

ZBE-1

Movement ID: The unique identifier of the movement. All components are processed, ZBE-1.1 (Entity ID) and ZBE-1.3 (Universal ID; it is recommended to use the value given in the Source Patient Assigning Authority) are required.

ZBE-2

Start Movement Date/Time: The timestamp of the movement.

ZBE-4

Movement Action: For the type of movement see [Table 36](#).

ZBE-5

Historical Movement Indicator: See [Table 36](#).

Table 57: Fields relevant for the Change Attending Doctor Transaction

HL7-Path	Name	Repeatable	Presence
EVN-2	Recorded Date/Time	No	Not processed
EVN-5	Operator ID	Yes, but without effect	Conditionally Required
EVN-7	Event Facility	No	Optional
PV1-2	Patient Class	No	Required
PV1-7	Attending Doctor	Yes, but without effect	Required
PV1-19	Visit Number	No	Recommended

Table 57: Fields relevant for the Change Attending Doctor Transaction 

Table 57: Fields relevant for the Change Attending Doctor Transaction 

HL7-Path	Name	Repeatable	Presence
PV1-51	Visit Indicator	No	Optional
ZBE-1	Movement ID	No	Required for Historic Movement Management
ZBE-2	Start Movement Date/Time	No	Required for Historic Movement Management
ZBE-4	Movement Action	No	Required for Historic Movement Management
ZBE-5	Historical Movement Indicator	No	Required for Historic Movement Management

**Example 76:
Submission**

```
MSH|^~\&|My Clinic ADT System^1.2.123.27.1974.165.12^ISO|My Local Clinic^1.2.123.27.1974^ISO
|eHealth Solutions MPI^1.1.234.1245.2^ISO|eHealth Solutions Affinity Domain
^1.1.234.1245^ISO|20180306171409.784+0100||ADT^A54^ADT_A54|7ac18fbd-42b4-49be-8b8c-9f
2601491e7e|P|2.5||AL||UNICODE UTF-8
EVN||20180306171409.784+0100||userId3093^Warren^Karen^^^^^My Local Clinic&1.2.123.27.1974&
ISO^L^^^EN|20180306171409.698+0100
PID||patientId3068^^^My Local Clinic&1.2.123.27.1974&ISO^PI||Doe^John^^^^^L
PV1||N||||doctor5555^Dorian^John^^^^^Medical Staff&1.2.123.27.1974.185.23&ISO^L^^^DN
^^^^^^M.D.|||||||||visitId4052^^^My Local Clinic&1.2.123.27.1974&ISO^VN
```

Submission with Historic Movement Management

```
MSH|^~\&|My Clinic ADT System^1.2.123.27.1974.165.12^ISO|My Local Clinic^1.2.123.27.1974^ISO
|eHealth Solutions MPI^1.1.234.1245.2^ISO|eHealth Solutions Affinity Domain
^1.1.234.1245^ISO|20180313140117.548+0100||ADT^A54^ADT_A54|247f1475-e79f-4e77-89ea-c3f
104ff4a5a|P|2.5||AL||UNICODE UTF-8
EVN||20180313140117.548+0100||userId0566^Warren^Karen^^^^^My Local Clinic
&1.2.123.27.1974.1.239&ISO^L^^^EN|20180313140117.429+0100
PID||patientId4462^^^My Local Clinic&1.2.123.27.1974&ISO^PI||Doe^John^^^^^L
|||||||||||||||||N|||||N
PV1||N||||doctor1155^Dorian^John^^^^^Medical Staff&1.2.123.27.1974.185.23&ISO^L^^^DN
^^^^^^M.D.|||||||||visitId7718^^^My Local Clinic&1.2.123.27.1974&ISO^VN
|||||||||||||||||V
ZBE|visitEvent0797^My Local Clinic^1.2.123.27.1974^ISO|20180313140117.429+0100||INSERT|N
```

5.12 Cancel Change Attending Doctor

This transaction is used to notify the MPI about the cancellation of a change in the doctor attended by the patient.

5.12.1 Cancel Change Attending Doctor – HL7v2

- ADT A55 – Cancel change attending doctor

5.12.1.1 Message Structure

This section provides an overview and description of the message structure of the transaction **Cancel Change Attending Doctor**.

Table 58: Cancel Change Attending Doctor Segments

Segment	Description
MSH	Message Header
MSH-9-1	The message type must be ADT
MSH-9-2	The trigger event must be A55
EVN	Event Information
IN1	Patient Insurance (optional)
PID	Patient Information
PV1	Patient Visit Information
ZBE	Movement Action (optional)
ZBE-4	The type of action must be CANCEL
ZBE-5	The movement indicator must be N



Note

Although the PID segment is required in Cancel Transactions, patient data will not be updated when differing from those registered in the system.

MSH Segment

The HL7 MSH segment is present in all HL7 message types and defines the message's source, purpose, destination and certain syntax specifics like delimiters (separator characters) and character sets. It is always the first segment in the HL7 message, with the only exception being HL7 batch messages.

EVN Segment

The EVN segment is used to communicate necessary trigger event information to receiving applications and specifies the type of event contained within the message. Values provided in fields other than those listed in the Field Overview will be ignored.

IN1 Segment

The IN1 segment is used to transmit information about the paying body of the health services received by the patient. This could be an insurance or the patient himself. The segment is optional. However, once it is used, the fields marked with *Conditionally Required* are mandatory.

PID Segment

The PID segment contains the relevant patient data.

PV1 Segment

The PV1 segment is used by Registration/ADT applications to communicate information on a patient visit-specific basis.

ZBE Segment

The ZBE segment can be used to uniquely identify individual movements. This allows for corrections in historic information at a later point. Note that, when the ZBE segment is used, at least one patient assigning authority must be configured to support the Historic Movement Management option. As long as this configuration is active, the ZBE segment is treated as required.

5.12.1.2 Field Overview

The data required for the MSH segment can be seen in [Table 2](#), those for IN1 in [Table 4](#). In cancellation messages, the PID segment is only required to contain a valid ID (PID-3) and the patient name (PID-5). The relevant fields of the other segments are:

••• EVN-2

Recorded Date/Time: Time at which the notification has been recorded in the system.

••• EVN-5

Operator ID: Identifies the individual that triggered the visit notification (used for logging purposes). In patient admissions, the treating physician should be entered here. Note that the field is mandatory in an ELGA environment (Austria only). Repetitions cannot be processed by eHealth Solutions.

••• EVN-7

Event Facility (only supported for Version 2.4 and higher): This field is only processed when PID-34 is empty.

••• PV1-2

Patient Class: Determines the type of patient visit. This field is not case-sensitive; it identifies the type of patient visit. Accepted values are **B** for obstetrics, **C** for commercial account, **E** for emergency, **I** for inpatient, **N** for not applicable, **O** for outpatient, **P** for pre-admit, **R** for recurring patient.

••• PV1-7

Attending Doctor: Refers to the attending physician. In eHealth Solutions, repetitions of this field cannot be processed. The components evaluated by eHealth Solutions are: PV1-7.1 (Identifier), PV1-7.2.1 (Family Name, Surname), PV1-7.3 (Given Name), PV1-7.4 (Additional Given Names), PV1-7.5 (Suffix), PV1-7.6 (Prefix), PV1-7.7 (Degree), PV1-7.9 (Assigning Authority), PV1-7.10 (Name Type Code), PV1-7.13 (Identifier Type Code), PV1-7.19 (Effective Date), PV1-7.20 (Expiration Date), PV1-7.21 (Professional Suffix). At least one identifier (either PV1-7.1 or PV1-7.9) has to be provided so the field can be stored.

••• PV1-8

Referring doctor: In eHealth Solutions, repetitions of this field cannot be processed. The components evaluated by eHealth Solutions are: PV1-8.1 (Identifier), PV1-8.2.1 (Family Name, Surname), PV1-8.3 (Given Name), PV1-8.4 (Additional Given Names), PV1-8.5 (Suffix), PV1-8.6 (Prefix), PV1-8.7 (Degree), PV1-8.9 (Assigning Authority), PV1-8.10 (Name Type Code), PV1-8.13 (Identifier Type Code), PV1-8.19 (Effective Date), PV1-8.20 (Expiration Date), PV1-8.21 (Professional Suffix). At least one identifier (either PV1-8.1 or PV1-8.9) has to be provided so the field can be stored.

••• PV1-15

Ambulatory Status: Refers to special conditions of the patient such as the need of a wheelchair or a hearing impairment. Note that the selection of values is predefined by the HL7 standard.

••• PV1-19

Visit Number: The unique identifier of the patient encounter. The value is supposed to be static for all messages referring to the same encounter. If no value is present, PID-18 will be used as a fallback encounter identifier. However, it is strongly recommended to use PV1-19 as the encounter identifier, and use PID-18 only to group encounters under a common patient encounter (if desired). In any case, this field is not intended to identify a specific encounter event (e.g., inpatient admission), but the patient encounter (a sequence of individual encounter events) as a whole. Also, it should be noted that the MPI processes PV1-19.1, PV1-19.4 and PV1-19.5.

••• PV1-51

Visit Indicator: Specifies the field that is used to identify the encounter. Possible values are **A** for PID-18, **V** for PV1-19 (recommended). It is recommended by IHE to set a value for this field. In eHealth Solutions, however, values given here will not be processed.

••• ZBE-1

Movement ID: The unique identifier of the movement. All components are processed, ZBE-1.1 (Entity ID) and ZBE-1.3 (Universal ID; it is recommended to use the value given in the Source Patient Assigning Authority) are required.

• ZBE-2

Start Movement Date/Time: The timestamp of the movement.

• ZBE-4

Movement Action: For the type of movement see [Table 36](#).

• ZBE-5

Historical Movement Indicator: See [Table 36](#).

Table 59: Fields relevant for the Cancel Change Attending Doctor Transaction

HL7-Path	Name	Repeatable	Presence
EVN-2	Recorded Date/Time	No	Not processed
EVN-5	Operator ID	Yes, but without effect	Conditionally Required
EVN-7	Event Facility	No	Optional
PV1-2	Patient Class	No	Required
PV1-7	Attending Doctor	Yes, but without effect	Required
PV1-8	Referring Doctor	Yes, but without effect	Optional
PV1-15	Ambulatory Status	Yes	Optional
PV1-19	Visit Number	No	Recommended
PV1-51	Visit Indicator	No	Optional
ZBE-1	Movement ID	No	Required for Historic Movement Management
ZBE-2	Start Movement Date/Time	No	Required for Historic Movement Management
ZBE-4	Movement Action	No	Required for Historic Movement Management
ZBE-5	Historical Movement Indicator	No	Required for Historic Movement Management

Example 77:

Submission

```
MSH|^~\&|My Clinic ADT System^1.2.123.27.1974.165.12^ISO|My Local Clinic^1.2.123.27.1974^ISO
|eHealth Solutions MPI^1.1.234.1245.2^ISO|eHealth Solutions Affinity Domain
^1.1.234.1245^ISO|20180306170409.292+0100||ADT^A55|b57b422a-9282-4d17-a717-7cf89acc365b|
P|2.5|||AL|||UNICODE UTF-8
EVN||20180306170409.292+0100|||userId9760^Warren^Karen^^^^^My Local Clinic&1.2.123.27.1974&
ISO^L^^^EN|20180306170409.209+0100
PID||patientId2040^^^My Local Clinic&1.2.123.27.1974&ISO^PI||Doe^John^^^^^L
PV1||N||||doctor1804^Dorian^John^^^^^Medical Staff&1.2.123.27.1974.185.23&ISO^L^^^DN
^^^^^^M.D.|||||||visitId9914^^^My Local Clinic&1.2.123.27.1974&ISO^VN
```

Submission with Historic Movement Management

```
MSH|^~\&|My Clinic ADT System^1.2.123.27.1974.165.12^ISO|My Local Clinic^1.2.123.27.1974^ISO
|eHealth Solutions MPI^1.1.234.1245.2^ISO|eHealth Solutions Affinity Domain
^1.1.234.1245^ISO|20180313135718.16+0100||ADT^A55|171e419e-33b0-4305-ab5b-61cbbb805b39|P
|2.5|||AL|||UNICODE UTF-8
EVN||20180313135718.16+0100|||userId8860^Warren^Karen^^^^^My Local Clinic
&1.2.123.27.1974.1.239&ISO^L^^^EN|20180313135718.047+0100
PID||patientId6762^^^My Local Clinic&1.2.123.27.1974&ISO^PI||Doe^John^^^^^L
PV1||N||||doctor4565^Dorian^John^^^^^Medical Staff&1.2.123.27.1974.185.23&ISO^L^^^DN
^^^^^^M.D.|||||||visitId5690^^^My Local Clinic&1.2.123.27.1974&ISO^VN
|||||||V
ZBE|visitEvent4553^My Local Clinic^1.2.123.27.1974^ISO|20180313135718.047+0100||CANCEL|N
```

5.13 Begin Leave of Absence

This transaction is used to notify the MPI that an admitted patient has left the institution temporarily.

5.13.1 Begin Leave of Absence – HL7v2

➤ ADT A21 – Patient goes on a “leave of absence”

5.13.1.1 Message Structure

This section provides an overview and description of the message structure of the transaction **Begin Leave of Absence**.

Table 60: **Begin Leave of Absence** Segments

Segment	Description
MSH	Message Header
MSH-9-1	The message type must be ADT
MSH-9-2	The trigger event must be A21
EVN	Event Information
IN1	Patient Insurance (optional)
PID	Patient Information
PV1	Patient Visit Information
ZBE	Movement Action (optional)
ZBE-4	The type of action must be INSERT
ZBE-5	The movement indicator must be N

MSH Segment

The HL7 MSH segment is present in all HL7 message types and defines the message’s source, purpose, destination and certain syntax specifics like delimiters (separator characters) and character sets. It is always the first segment in the HL7 message, with the only exception being HL7 batch messages.

EVN Segment

The EVN segment is used to communicate necessary trigger event information to receiving applications and specifies the type of event contained within the message. Values provided in fields other than those listed in the Field Overview will be ignored.

IN1 Segment

The IN1 segment is used to transmit information about the paying body of the health services received by the patient. This could be an insurance or the patient himself. The segment is optional. However, once it is used, the fields marked with *Conditionally Required* are mandatory.

PID Segment

The PID segment contains the relevant patient data.

PV1 Segment

The PV1 segment is used by Registration/ADT applications to communicate information on a patient visit-specific basis.

ZBE Segment

The ZBE segment can be used to uniquely identify individual movements. This allows for corrections in historic information at a later point. Note that, when the ZBE segment is used, at least one patient assigning authority must be configured to support the Historic Movement Management option. As long as this configuration is active, the ZBE segment is treated as required.

5.13.1.2 Field Overview

The data required for the MSH segment can be seen in [Table 2](#), those for PID in [Table 4](#) and those for IN1 in [Table 4](#). These are the relevant fields of the other segments:

EVN-2

Recorded Date/Time: Time at which the notification has been recorded in the system.

EVN-5

Operator ID: Identifies the individual that triggered the visit notification (used for logging purposes). In patient admissions, the treating physician should be entered here. Note that the field is mandatory in an ELGA environment (Austria only). Repetitions cannot be processed by eHealth Solutions.

EVN-7

Event Facility (only supported for Version 2.4 and higher): This field is only processed when PID-34 is empty.

PV1-2

Patient Class: Determines the type of patient visit. This field is not case-sensitive; it identifies the type of patient visit. Accepted values are **B** for obstetrics, **C** for commercial account, **E** for emergency, **I** for inpatient, **N** for not applicable, **O** for outpatient, **P** for pre-admit, **R** for recurring patient.

PV1-19

Visit Number: The unique identifier of the patient encounter. The value is supposed to be static for all messages referring to the same encounter. If no value is present, PID-18 will be used as a fallback encounter identifier. However, it is strongly recommended to use PV1-19 as the encounter identifier, and use PID-18 only to group encounters under a common patient encounter (if desired). In any case, this field is not intended to identify a specific encounter event (e.g., inpatient admission), but the patient encounter (a sequence of individual encounter events) as a whole. Also, it should be noted that the MPI processes PV1-19.1, PV1-19.4 and PV1-19.5.

PV1-51

Visit Indicator: Specifies the field that is used to identify the encounter. Possible values are **A** for PID-18, **V** for PV1-19 (recommended). It is recommended by IHE to set a value for this field. In eHealth Solutions, however, values given here will not be processed.

ZBE-1

Movement ID: The unique identifier of the movement. All components are processed, ZBE-1.1 (Entity ID) and ZBE-1.3 (Universal ID; it is recommended to use the value given in the Source Patient Assigning Authority) are required.

ZBE-2

Start Movement Date/Time: The timestamp of the movement.

ZBE-4

Movement Action: For the type of movement see [Table 36](#).

ZBE-5

Historical Movement Indicator: See [Table 36](#).

Table 61: Fields relevant for the Begin Leave of Absence Transaction

HL7-Path	Name	Repeatable	Presence
EVN-2	Recorded Date/Time	No	Not processed
EVN-5	Operator ID	Yes, but without effect	Conditionally Required
EVN-7	Event Facility	No	Optional

Table 61: Fields relevant for the Begin Leave of Absence Transaction 

Table 61: Fields relevant for the Begin Leave of Absence Transaction 

HL7-Path	Name	Repeatable	Presence
PV1-2	Patient Class	No	Required
PV1-19	Visit Number	No	Recommended
PV1-51	Visit Indicator	No	Optional
ZBE-1	Movement ID	No	Required for Historic Movement Management
ZBE-2	Start Movement Date/Time	No	Required for Historic Movement Management
ZBE-4	Movement Action	No	Required for Historic Movement Management
ZBE-5	Historical Movement Indicator	No	Required for Historic Movement Management

Example 78:
Submission

```
MSH|^~\&|My Clinic ADT System^1.2.123.27.1974.165.12^ISO|My Local Clinic^1.2.123.27.1974^ISO
|eHealth Solutions MPI^1.1.234.1245.2^ISO|eHealth Solutions Affinity Domain
^1.1.234.1245^ISO|20180306161712.247+0100||ADT^A21^ADT_A21|510ba620-3df5-463e-941b-cf94e
02ddaab|P|2.5||AL||UNICODE UTF-8
EVN||20180306161712.247+0100||userId6762^Warren^Karen^^^^^My Local Clinic&1.2.123.27.1974&
ISO^L^^^EN|20180306161712.166+0100
PID||patientId9625^^^My Local Clinic&1.2.123.27.1974&ISO^PI~12850234587517^^^Social
Security Association&1.2.123.27.1974&ISO^SS||Doe^John^^^^^L||19980306|M||&Main Street
&17^^London^^54820^GB^L||^011 44 20 1234 5678|en|M|VAR|patientAccount8187^^^
My Local Clinic&1.2.123.27.1974&ISO^AN||||Y|1|GB||||N
PV1|N|||||||||||||visitId9284^^^My Local Clinic&1.2.123.27.1974&ISO^VN
```

Submission with Historic Movement Management

```
MSH|^~\&|My Clinic ADT System^1.2.123.27.1974.165.12^ISO|My Local Clinic^1.2.123.27.1974^ISO
|eHealth Solutions MPI^1.1.234.1245.2^ISO|eHealth Solutions Affinity Domain
^1.1.234.1245^ISO|20180313135414.026+0100||ADT^A21^ADT_A21|5f85450a-67cb-4cbe-a588-daefd
90c391f|P|2.5||AL||UNICODE UTF-8
EVN||20180313135414.026+0100||userId6205^Warren^Karen^^^^^My Local Clinic
&1.2.123.27.1974.1.239&ISO^L^^^EN|20180313135414.016+0100
PID||patientId8502^^^My Local Clinic&1.2.123.27.1974&ISO^PI~12850234581763^^^Social
Security Association&1.2.123.27.1974&ISO^SS||Doe^John^^^^^L||19980313|M||&Main Street
&17^^London^^54820^GB^L||^011 44 20 1234 5678|en|M|VAR|patientAccount9499^^^
My Local Clinic&1.2.123.27.1974&ISO^AN||||Y|2|GB||||N
PV1|N|||||||||||||visitId9690^^^My Local Clinic&1.2.123.27.1974&ISO^VN
|||||||||||||V
ZBE|visitEvent9028^My Local Clinic^1.2.123.27.1974^ISO|20180313135414.016+0100||INSERT|N
```

5.14 Cancel Begin Leave of Absence

This transaction is used to notify the MPI about the cancellation of a **Begin Leave of Absence** event.

5.14.1 Cancel Begin Leave of Absence – HL7v2

- **ADT A52** – Cancel leave of absence for a patient

5.14.1.1 Message Structure

This section provides an overview and description of the message structure of the transaction **Cancel Begin Leave of Absence**.

Table 62: Cancel Begin Leave of Absence Segments

Segment	Description
MSH	Message Header
MSH-9-1	The message type must be ADT
MSH-9-2	The trigger event must be A52
EVN	Event Information
IN1	Patient Insurance (optional)
PID	Patient Information
PV1	Patient Visit Information
ZBE	Movement Action (optional)
ZBE-4	The type of action must be CANCEL
ZBE-5	The movement indicator must be N



Note

Although the PID segment is required in Cancel Transactions, patient data will not be updated when differing from those registered in the system.

MSH Segment

The HL7 MSH segment is present in all HL7 message types and defines the message's source, purpose, destination and certain syntax specifics like delimiters (separator characters) and character sets. It is always the first segment in the HL7 message, with the only exception being HL7 batch messages.

EVN Segment

The EVN segment is used to communicate necessary trigger event information to receiving applications and specifies the type of event contained within the message. Values provided in fields other than those listed in the Field Overview will be ignored.

IN1 Segment

The IN1 segment is used to transmit information about the paying body of the health services received by the patient. This could be an insurance or the patient himself. The segment is optional. However, once it is used, the fields marked with *Conditionally Required* are mandatory.

PID Segment

The PID segment contains the relevant patient data.

PV1 Segment

The PV1 segment is used by Registration/ADT applications to communicate information on a patient visit-specific basis.

ZBE Segment

The ZBE segment can be used to uniquely identify individual movements. This allows for corrections in historic information at a later point. Note that, when the ZBE segment is used, at least one patient assigning authority must be configured to support the Historic Movement Management option. As long as this configuration is active, the ZBE segment is treated as required.

5.14.1.2 Field Overview

The data required for the MSH segment can be seen in [Table 2](#) and those for IN1 in [Table 4](#). In cancellation messages, the PID segment is only required to contain a valid ID (PID-3) and the patient name (PID-5). The relevant fields of the other segments are:

- EVN-2
Recorded Date/Time: Time at which the notification has been recorded in the system.
- EVN-5
Operator ID: Identifies the individual that triggered the visit notification (used for logging purposes). In patient admissions, the treating physician should be entered here. Note that the field is mandatory in an ELGA environment (Austria only). Repetitions cannot be processed by eHealth Solutions.
- EVN-7
Event Facility (only supported for Version 2.4 and higher): This field is only processed when PID-34 is empty.
- PV1-2
Patient Class: Determines the type of patient visit. This field is not case-sensitive; it identifies the type of patient visit. Accepted values are **B** for obstetrics, **C** for commercial account, **E** for emergency, **I** for inpatient, **N** for not applicable, **O** for outpatient, **P** for pre-admit, **R** for recurring patient.
- PV1-19
Visit Number: The unique identifier of the patient encounter. The value is supposed to be static for all messages referring to the same encounter. If no value is present, PID-18 will be used as a fallback encounter identifier. However, it is strongly recommended to use PV1-19 as the encounter identifier, and use PID-18 only to group encounters under a common patient encounter (if desired). In any case, this field is not intended to identify a specific encounter event (e.g., inpatient admission), but the patient encounter (a sequence of individual encounter events) as a whole. Also, it should be noted that the MPI processes PV1-19.1, PV1-19.4 and PV1-19.5.
- PV1-51
Visit Indicator: Specifies the field that is used to identify the encounter. Possible values are **A** for PID-18, **V** for PV1-19 (recommended). It is recommended by IHE to set a value for this field. In eHealth Solutions, however, values given here will not be processed.
- ZBE-1
Movement ID: The unique identifier of the movement. All components are processed, ZBE-1.1 (Entity ID) and ZBE-1.3 (Universal ID; it is recommended to use the value given in the Source Patient Assigning Authority) are required.
- ZBE-2
Start Movement Date/Time: The timestamp of the movement.
- ZBE-4
Movement Action: For the type of movement see [Table 36](#).
- ZBE-5
Historical Movement Indicator: See [Table 36](#).

Table 63: Fields relevant for the Cancel Begin Leave of Absence Transaction

HL7-Path	Name	Repeatable	Presence
EVN-2	Recorded Date/Time	No	Not processed
EVN-5	Operator ID	Yes, but without effect	Conditionally Required
EVN-7	Event Facility	No	Optional
PV1-2	Patient Class	No	Required
PV1-19	Visit Number	No	Recommended
PV1-51	Visit Indicator	No	Optional
ZBE-1	Movement ID	No	Required for Historic Movement Management

Table 63: Fields relevant for the Cancel Begin Leave of Absence Transaction 

Table 63: Fields relevant for the Cancel Begin Leave of Absence Transaction 

HL7-Path	Name	Repeatable	Presence
ZBE-2	Start Movement Date/Time	No	Required for Historic Movement Management
ZBE-4	Movement Action	No	Required for Historic Movement Management
ZBE-5	Historical Movement Indicator	No	Required for Historic Movement Management

**Example 79:
Submission**

```
MSH|^~\&|My Clinic ADT System^1.2.123.27.1974.165.12^ISO|My Local Clinic^1.2.123.27.1974^ISO
|eHealth Solutions MPI^1.1.234.1245.2^ISO|eHealth Solutions Affinity Domain
^1.1.234.1245^ISO|20180306164448.523+0100||ADT^A52^ADT_A52|ff27b11a-863a-4d12-96bf-28db4
dcb2070|P|2.5|||AL|||UNICODE UTF-8
EVN||20180306164448.523+0100|||userId1565^Warren^Karen^^^^^My Local Clinic&1.2.123.27.1974&
ISO^L^^^EN|20180306164448.447+0100
PID|||patientId1943^^^My Local Clinic&1.2.123.27.1974&ISO^PI||Doe^John^^^^^L
PV1||N|||||||||||||||||visitId7077^^^My Local Clinic&1.2.123.27.1974&ISO^VN
```

Submission with Historic Movement Management

```
MSH|^~\&|My Clinic ADT System^1.2.123.27.1974.165.12^ISO|My Local Clinic^1.2.123.27.1974^ISO
|eHealth Solutions MPI^1.1.234.1245.2^ISO|eHealth Solutions Affinity Domain
^1.1.234.1245^ISO|20180313135607.178+0100||ADT^A52^ADT_A52|2b6f9ed2-bbc6-4018-a737-2d2d
114223fe|P|2.5|||AL|||UNICODE UTF-8
EVN||20180313135607.178+0100|||userId0184^Warren^Karen^^^^^My Local Clinic
&1.2.123.27.1974.1.239&ISO^L^^^EN|20180313135607.171+0100
PID|||patientId9219^^^My Local Clinic&1.2.123.27.1974&ISO^PI||Doe^John^^^^^L
PV1||N|||||||||||||||||visitId5690^^^My Local Clinic&1.2.123.27.1974&ISO^VN
|||||||||||||||||||||V
ZBE|visitEvent7402^My Local Clinic^1.2.123.27.1974^ISO|20180313135607.171+0100||CANCEL|N
```

5.15 End Leave of Absence

This transaction is used to notify the MPI that an admitted patient has returned to the institution after temporarily leaving it.

5.15.1 End Leave of Absence – HL7v2

- ADT A22 – Patient returns from a “leave of absence”

5.15.1.1 Message Structure

This section provides an overview and description of the message structure of the transaction **End Leave of Absence**.

Table 64: End Leave of Absence Segments

Segment	Description
MSH	Message Header
MSH-9-1	The message type must be ADT

Table 64: End Leave of Absence Segments 

Segment	Description
MSH-9-2	The trigger event must be A22
EVN	Event Information
IN1	Patient Insurance (optional)
PID	Patient Information
PV1	Patient Visit Information
ZBE	Movement Action (optional)
ZBE-4	The type of action must be INSERT
ZBE-5	The movement indicator must be N

MSH Segment

The HL7 MSH segment is present in all HL7 message types and defines the message's source, purpose, destination and certain syntax specifics like delimiters (separator characters) and character sets. It is always the first segment in the HL7 message, with the only exception being HL7 batch messages.

EVN Segment

The EVN segment is used to communicate necessary trigger event information to receiving applications and specifies the type of event contained within the message. Values provided in fields other than those listed in the Field Overview will be ignored.

IN1 Segment

The IN1 segment is used to transmit information about the paying body of the health services received by the patient. This could be an insurance or the patient himself. The segment is optional. However, once it is used, the fields marked with *Conditionally Required* are mandatory.

PID Segment

The PID segment contains the relevant patient data.

PV1 Segment

The PV1 segment is used by Registration/ADT applications to communicate information on a patient visit-specific basis.

ZBE Segment

The ZBE segment can be used to uniquely identify individual movements. This allows for corrections in historic information at a later point. Note that, when the ZBE segment is used, at least one patient assigning authority must be configured to support the Historic Movement Management option. As long as this configuration is active, the ZBE segment is treated as required.

5.15.1.2 Field Overview

The data required for the MSH segment can be seen in [Table 2](#), those for PID in [Table 4](#) and those for IN1 in [Table 4](#). These are the relevant fields of the other segments:

EVN-2

Recorded Date/Time: Time at which the notification has been recorded in the system.

EVN-5

Operator ID: Identifies the individual that triggered the visit notification (used for logging purposes). In patient admissions, the treating physician should be entered here. Note that the field is mandatory in an ELGA environment (Austria only). Repetitions cannot be processed by eHealth Solutions.

EVN-7

Event Facility (only supported for Version 2.4 and higher): This field is only processed when PID-34 is empty.

• PV1-2

Patient Class: Determines the type of patient visit. This field is not case-sensitive; it identifies the type of patient visit. Accepted values are **B** for obstetrics, **C** for commercial account, **E** for emergency, **I** for inpatient, **N** for not applicable, **O** for outpatient, **P** for pre-admit, **R** for recurring patient.

• PV1-19

Visit Number: The unique identifier of the patient encounter. The value is supposed to be static for all messages referring to the same encounter. If no value is present, PID-18 will be used as a fallback encounter identifier. However, it is strongly recommended to use PV1-19 as the encounter identifier, and use PID-18 only to group encounters under a common patient encounter (if desired). In any case, this field is not intended to identify a specific encounter event (e.g., inpatient admission), but the patient encounter (a sequence of individual encounter events) as a whole. Also, it should be noted that the MPI processes PV1-19.1, PV1-19.4 and PV1-19.5.

• PV1-51

Visit Indicator: Specifies the field that is used to identify the encounter. Possible values are **A** for PID-18, **V** for PV1-19 (recommended). It is recommended by IHE to set a value for this field. In eHealth Solutions, however, values given here will not be processed.

• ZBE-1

Movement ID: The unique identifier of the movement. All components are processed, ZBE-1.1 (Entity ID) and ZBE-1.3 (Universal ID; it is recommended to use the value given in the Source Patient Assigning Authority) are required.

• ZBE-2

Start Movement Date/Time: The timestamp of the movement.

• ZBE-4

Movement Action: For the type of movement see [Table 36](#).

• ZBE-5

Historical Movement Indicator: See [Table 36](#).

Table 65: Fields relevant for the End Leave of Absence Transaction

HL7-Path	Name	Repeatable	Presence
EVN-2	Recorded Date/Time	No	Not processed
EVN-5	Operator ID	Yes, but without effect	Conditionally Required
EVN-7	Event Facility	No	Optional
PV1-2	Patient Class	No	Required
PV1-19	Visit Number	No	Recommended
PV1-51	Visit Indicator	No	Optional
ZBE-1	Movement ID	No	Required for Historic Movement Management
ZBE-2	Start Movement Date/Time	No	Required for Historic Movement Management
ZBE-4	Movement Action	No	Required for Historic Movement Management
ZBE-5	Historical Movement Indicator	No	Required for Historic Movement Management

Example 80:
Submission

```
MSH|^~\&|My Clinic ADT System^1.2.123.27.1974.165.12^ISO|My Local Clinic^1.2.123.27.1974^ISO
|eHealth Solutions MPI^1.1.234.1245.2^ISO|eHealth Solutions Affinity Domain
^1.1.234.1245^ISO|20180306173425.879+0100||ADT^A22|f04ed00a-3a7c-4026-851d-39ad7df6229c|
```

```

P|2.5||AL||UNICODE UTF-8
EVN|20180306173425.879+0100||userId4264^Warren^Karen^^^^^My Local Clinic&1.2.123.27.1974&
ISO^L^^EN|20180306173425.788+0100
PID||patientId0222^^^My Local Clinic&1.2.123.27.1974&ISO^PI~12850234582998^^^Social
Security Association&1.2.123.27.1974&ISO^SS|Doe^John^^^^^L||19980306|M||&Main Street
&17^^London^^54820^GB^L||^011 44 20 1234 5678||en|M|VAR|patientAccount0355^^^
My Local Clinic&1.2.123.27.1974&ISO^AN||||Y|1|GB||||N
PV1|N|||||||||||||||||visitId7729^^^My Local Clinic&1.2.123.27.1974&ISO^VN

```

Submission with Historic Movement Management

```

MSH|^~\&|My Clinic ADT System^1.2.123.27.1974.165.12^ISO|My Local Clinic^1.2.123.27.1974^ISO
|eHealth Solutions MPI^1.1.234.1245.2^ISO|eHealth Solutions Affinity Domain
^1.1.234.1245^ISO|20180313140543.34+0100||ADT^A22|f283e54a-1d87-45b8-816a-e46d80c2d963|P
|2.5||AL||UNICODE UTF-8
EVN|20180313140543.34+0100||userId6167^Warren^Karen^^^^^My Local Clinic
&1.2.123.27.1974.1.239&ISO^L^^EN|20180313140543.207+0100
PID||patientId1107^^^My Local Clinic&1.2.123.27.1974&ISO^PI~12850234580028^^^Social
Security Association&1.2.123.27.1974&ISO^SS|Doe^John^^^^^L||19980313|M||&Main Street
&17^^London^^54820^GB^L||^011 44 20 1234 5678||en|M|VAR|patientAccount8507^^^
My Local Clinic&1.2.123.27.1974&ISO^AN||||Y|1|GB||||N
PV1|N|||||||||||||||||visitId0280^^^My Local Clinic&1.2.123.27.1974&ISO^VN
|||||||||||||||||||||V
ZBE|visitEvent4414^My Local Clinic^1.2.123.27.1974^ISO|20180313140543.207+0100||INSERT|N

```

5.16 Cancel End Leave Of Absence

This transaction is used to notify the MPI about the cancellation of an **End Leave of Absence** event.

5.16.1 Cancel End Leave Of Absence – HL7v2

- **ADT A53** – Cancel patient returns from a leave of absence

5.16.1.1 Message Structure

This section provides an overview and description of the message structure of the transaction **Cancel End Leave Of Absence**.

Table 66: Cancel End Leave Of Absence Segments

Segment	Description
MSH	Message Header
MSH-9-1	The message type must be ADT
MSH-9-2	The trigger event must be A53
EVN	Event Information
IN1	Patient Insurance (optional)
PID	Patient Information
PV1	Patient Visit Information



Note

Although the PID segment is required in Cancel Transactions, patient data will not be updated when differing from those registered in the system.

MSH Segment

The HL7 MSH segment is present in all HL7 message types and defines the message’s source, purpose,

destination and certain syntax specifics like delimiters (separator characters) and character sets. It is always the first segment in the HL7 message, with the only exception being HL7 batch messages.

EVN Segment

The EVN segment is used to communicate necessary trigger event information to receiving applications and specifies the type of event contained within the message. Values provided in fields other than those listed in the Field Overview will be ignored.

IN1 Segment

The IN1 segment is used to transmit information about the paying body of the health services received by the patient. This could be an insurance or the patient himself. The segment is optional. However, once it is used, the fields marked with *Conditionally Required* are mandatory.

PID Segment

The PID segment contains the relevant patient data.

PV1 Segment

The PV1 segment is used by Registration/ADT applications to communicate information on a patient visit-specific basis.

ZBE Segment

The ZBE segment can be used to uniquely identify individual movements. This allows for corrections in historic information at a later point. Note that, when the ZBE segment is used, at least one patient assigning authority must be configured to support the Historic Movement Management option. As long as this configuration is active, the ZBE segment is treated as required.

5.16.1.2 Field Overview

The data required for the MSH segment can be seen in [Table 2](#) and those for IN1 in [Table 4](#). In cancellation messages, the PID segment is only required to contain a valid ID (PID-3) and the patient name (PID-5). The relevant fields of the other segments are:

EVN-2

Recorded Date/Time: Time at which the notification has been recorded in the system.

EVN-5

Operator ID: Identifies the individual that triggered the visit notification (used for logging purposes). In patient admissions, the treating physician should be entered here. Note that the field is mandatory in an ELGA environment (Austria only). Repetitions cannot be processed by eHealth Solutions.

EVN-7

Event Facility (only supported for Version 2.4 and higher): This field is only processed when PID-34 is empty.

PV1-2

Patient Class: Determines the type of patient visit. This field is not case-sensitive; it identifies the type of patient visit. Accepted values are **B** for obstetrics, **C** for commercial account, **E** for emergency, **I** for inpatient, **N** for not applicable, **O** for outpatient, **P** for pre-admit, **R** for recurring patient.

PV1-19

Visit Number: The unique identifier of the patient encounter. The value is supposed to be static for all messages referring to the same encounter. If no value is present, PID-18 will be used as a fallback encounter identifier. However, it is strongly recommended to use PV1-19 as the encounter identifier, and use PID-18 only to group encounters under a common patient encounter (if desired). In any case, this field is not intended to identify a specific encounter event (e.g., inpatient admission), but the patient encounter (a sequence of individual encounter events) as a whole. Also, it should be noted that the MPI processes PV1-19.1, PV1-19.4 and PV1-19.5.

• PV1-51

Visit Indicator: Specifies the field that is used to identify the encounter. Possible values are **A** for PID-18, **V** for PV1-19 (recommended). It is recommended by IHE to set a value for this field. In eHealth Solutions, however, values given here will not be processed.

Table 67: Fields relevant for the Cancel End Leave of Absence Transaction

HL7-Path	Name	Repeatable	Presence
EVN-2	Recorded Date/Time	No	Not processed
EVN-5	Operator ID	Yes, but without effect	Conditionally Required
EVN-7	Event Facility	No	Optional
PV1-2	Patient Class	No	Required
PV1-19	Visit Number	No	Recommended
PV1-51	Visit Indicator	No	Optional

Example 81:
Submission

```
MSH|^~\&|My Clinic ADT System^1.2.123.27.1974.165.12^ISO|My Local Clinic^1.2.123.27.1974^ISO
|eHealth Solutions MPI^1.1.234.1245.2^ISO|eHealth Solutions Affinity Domain
^1.1.234.1245^ISO|20180306171152.786+0100||ADT^A53|eb4eb86a-9cf9-48a5-b0b5-01745136d698|
P|2.5|||AL|||UNICODE UTF-8
EVN||20180306171152.786+0100|||userId9231^Warren^Karen^^^^^My Local Clinic&1.2.123.27.1974&
ISO^L^^^EN|20180306171152.701+0100
PID|||patientId0902^^^My Local Clinic&1.2.123.27.1974&ISO^PI||Doe^John^^^^L
PV1||N|||||||||||||||||visitId3830^^^My Local Clinic&1.2.123.27.1974&ISO^VN
```

Submission with Historic Movement Management

```
MSH|^~\&|My Clinic ADT System^1.2.123.27.1974.165.12^ISO|My Local Clinic^1.2.123.27.1974^ISO
|eHealth Solutions MPI^1.1.234.1245.2^ISO|eHealth Solutions Affinity Domain
^1.1.234.1245^ISO|20180313135921.01+0100||ADT^A53|c7c54ec2-2dcd-4a9f-93d8-db0fe791f007|P
|2.5|||AL|||UNICODE UTF-8
EVN||20180313135921.01+0100|||userId3648^Warren^Karen^^^^^My Local Clinic
&1.2.123.27.1974.1.239&ISO^L^^^EN|20180313135920.997+0100
PID|||patientId1751^^^My Local Clinic&1.2.123.27.1974&ISO^PI||Doe^John^^^^L
PV1||N|||||||||||||||||visitId2780^^^My Local Clinic&1.2.123.27.1974&ISO^VN
|||||||||||||||||||||V
ZBE|visitEvent8186^My Local Clinic^1.2.123.27.1974^ISO|20180313135920.997+0100||CANCEL|N
```

5.17 Move Account Information

5.17.1 Move Account Information – HL7v2

➤ **ADT A44** – Move account information – patient account number

5.17.1.1 Message Structure

This section provides an overview and description of the message structure of the transaction **Move Account Information**.

Table 68: Move Account Information Segments

Segment	Description
MSH	Message Header
MSH-9-1	The message type must be ADT
MSH-9-2	The trigger event must be A44
EVN	Event Information
IN1	Patient Insurance (optional)
PID	Patient Information
PV1	Patient Visit Information

MSH Segment

The HL7 MSH segment is present in all HL7 message types and defines the message's source, purpose, destination and certain syntax specifics like delimiters (separator characters) and character sets. It is always the first segment in the HL7 message, with the only exception being HL7 batch messages.

EVN Segment

The EVN segment is used to communicate necessary trigger event information to receiving applications and specifies the type of event contained within the message. Values provided in fields other than those listed in the Field Overview will be ignored.

IN1 Segment

The IN1 segment is used to transmit information about the paying body of the health services received by the patient. This could be an insurance or the patient himself. The segment is optional. However, once it is used, the fields marked with *Conditionally Required* are mandatory.

PID Segment

The PID segment contains the relevant patient data.

PV1 Segment

The PV1 segment is used by Registration/ADT applications to communicate information on a patient visit-specific basis.

ZBE Segment

The ZBE segment can be used to uniquely identify individual movements. This allows for corrections in historic information at a later point. Note that, when the ZBE segment is used, at least one patient assigning authority must be configured to support the Historic Movement Management option. As long as this configuration is active, the ZBE segment is treated as required.

5.17.1.2 Field Overview

The data required for the MSH segment can be seen in [Table 2](#), those for PID in [Table 4](#) and those for IN1 in [Table 4](#). These are the relevant fields of the other segments:

EVN-2

Recorded Date/Time: Time at which the notification has been recorded in the system.

EVN-5

Operator ID: Identifies the individual that triggered the visit notification (used for logging purposes). In patient admissions, the treating physician should be entered here. Note that the field is mandatory in an ELGA environment (Austria only). Repetitions cannot be processed by eHealth Solutions.

EVN-7

Event Facility (only supported for Version 2.4 and higher): This field is only processed when PID-34 is empty.

• PV1-2

Patient Class: Determines the type of patient visit. This field is not case-sensitive; it identifies the type of patient visit. Accepted values are **B** for obstetrics, **C** for commercial account, **E** for emergency, **I** for inpatient, **N** for not applicable, **O** for outpatient, **P** for pre-admit, **R** for recurring patient.

• PV1-19

Visit Number: The unique identifier of the patient encounter. The value is supposed to be static for all messages referring to the same encounter. If no value is present, PID-18 will be used as a fallback encounter identifier. However, it is strongly recommended to use PV1-19 as the encounter identifier, and use PID-18 only to group encounters under a common patient encounter (if desired). In any case, this field is not intended to identify a specific encounter event (e.g., inpatient admission), but the patient encounter (a sequence of individual encounter events) as a whole. Also, it should be noted that the MPI processes PV1-19.1, PV1-19.4 and PV1-19.5.

• PV1-51

Visit Indicator: Specifies the field that is used to identify the encounter. Possible values are **A** for PID-18, **V** for PV1-19 (recommended). It is recommended by IHE to set a value for this field. In eHealth Solutions, however, values given here will not be processed.

• MRG-1

Prior Patient Identifier List: List of all Patient IDs of the recessive patient. The structure of this field corresponds to that of PID-3 (*Patient Identifier List*). For a valid transaction it is sufficient to provide one Source Patient Identifier. Regional identifiers such as social security numbers should not be used since they will be ignored by eHealth Solutions.

• MRG-3

Prior Patient Account Number: Account Number of the recessive patient. The structure of this field corresponds to that of PID-18 (*Patient Account Number*).

• MRG-7

Prior Patient Name List: Name of the recessive patient. Values given in this field are used for logging purposes.

Table 69: Fields relevant for the Move Account Information Transaction

HL7-Path	Name	Repeatable	Presence
EVN-2	Recorded Date/Time	No	Not processed
EVN-5	Operator ID	Yes, but without effect	Conditionally Required
EVN-7	Event Facility	No	Optional
PV1-2	Patient Class	No	Required
PV1-19	Visit Number	No	Recommended
PV1-51	Visit Indicator	No	Optional
MRG-1	Patient Identifier List	Yes	Required
MRG-3	Prior Patient Account Number	No	Optional
MRG-7	Prior Patient Name List	Yes	Optional

**Example 82:
Submission**

```
MSH|^~\&|My Clinic ADT System^1.2.123.27.1974.165.12^ISO|My Local Clinic^1.2.123.27.1974^ISO
|eHealth Solutions MPI^1.1.234.1245.2^ISO|eHealth Solutions Affinity Domain
^1.1.234.1245^ISO|20180306174815.292+0100||ADT^A44^ADT_A43|73aba801-c195-4adb-89c6-5d
9098bc57b8|P|2.5||AL||UNICODE UTF-8
EVN||20180306174815.292+0100|||userId9885^Warren^Karen^^^^^My Local Clinic&1.2.123.27.1974&
ISO^L^^^EN
```



```
PID|||patientId3526^^^My Local Clinic&1.2.123.27.1974&ISO^PI~12850234581018^^^Social
Security Association&1.2.123.27.1974&ISO^SS||Doe^John^^^^^L||19980306|M|||&Main Street
&17^^London^^54820^GB^L||^011 44 20 1234 5678|en|M|VAR|||||Y|2|GB||||N
MRG|previousPatientId1234^^^My Local Clinic&1.2.123.27.1974&ISO^PI||patientAccount5844^^^My
Local Clinic&1.2.123.27.1974&ISO^AN
```

5.18 Update Encounter Event

5.18.1 Update Encounter Event – HL7v2

> ADT Z99 – Historic Movement

5.18.1.1 Message Structure

This section provides an overview and description of the message structure of the transaction [Update Encounter Event](#).

Table 70: Update Encounter Event Segments

Segment	Description
MSH	Message Header
MSH-9-1	The message type must be ADT
MSH-9-2	The trigger event must be Z99
EVN	Event Information
IN1	Patient Insurance (optional)
PID	Patient Information
PV1	Patient Visit Information
ZBE	Movement Action (optional)
ZBE-4	The type of action must be UPDATE
ZBE-5	The movement indicator must be Y

MSH Segment

The HL7 MSH segment is present in all HL7 message types and defines the message's source, purpose, destination and certain syntax specifics like delimiters (separator characters) and character sets. It is always the first segment in the HL7 message, with the only exception being HL7 batch messages.

EVN Segment

The EVN segment is used to communicate necessary trigger event information to receiving applications and specifies the type of event contained within the message. Values provided in fields other than those listed in the Field Overview will be ignored.

IN1 Segment

The IN1 segment is used to transmit information about the paying body of the health services received by the patient. This could be an insurance or the patient himself. The segment is optional. However, once it is used, the fields marked with *Conditionally Required* are mandatory.

PID Segment

The PID segment contains the relevant patient data.

PV1 Segment

The PV1 segment is used by Registration/ADT applications to communicate information on a patient visit-specific basis.

ZBE Segment

The ZBE segment can be used to uniquely identify individual movements. This allows for corrections

in historic information at a later point. Note that, when the ZBE segment is used, at least one patient assigning authority must be configured to support the Historic Movement Management option. As long as this configuration is active, the ZBE segment is treated as required.

5.18.1.2 Field Overview

The data required for the MSH segment can be seen in [Table 2](#), those for PID in [Table 4](#) and those for IN1 in [Table 4](#). These are the relevant fields of the other segments:

⋮ EVN-2

Recorded Date/Time: Time at which the notification has been recorded in the system.

⋮ EVN-5

Operator ID: Identifies the individual that triggered the visit notification (used for logging purposes). In patient admissions, the treating physician should be entered here. Note that the field is mandatory in an ELGA environment (Austria only). Repetitions cannot be processed by eHealth Solutions.

⋮ EVN-7

Event Facility (only supported for Version 2.4 and higher): This field is only processed when PID-34 is empty.

⋮ PV1-2

Patient Class: Determines the type of patient visit. This field is not case-sensitive; it identifies the type of patient visit. Accepted values are **B** for obstetrics, **C** for commercial account, **E** for emergency, **I** for inpatient, **N** for not applicable, **O** for outpatient, **P** for pre-admit, **R** for recurring patient.

⋮ PV1-19

Visit Number: The unique identifier of the patient encounter. The value is supposed to be static for all messages referring to the same encounter. If no value is present, PID-18 will be used as a fallback encounter identifier. However, it is strongly recommended to use PV1-19 as the encounter identifier, and use PID-18 only to group encounters under a common patient encounter (if desired). In any case, this field is not intended to identify a specific encounter event (e.g., inpatient admission), but the patient encounter (a sequence of individual encounter events) as a whole. Also, it should be noted that the MPI processes PV1-19.1, PV1-19.4 and PV1-19.5.

⋮ PV1-51

Visit Indicator: Specifies the field that is used to identify the encounter. Possible values are **A** for PID-18, **V** for PV1-19 (recommended). It is recommended by IHE to set a value for this field. In eHealth Solutions, however, values given here will not be processed.

⋮ ZBE-1

Movement ID: The unique identifier of the movement. All components are processed, ZBE-1.1 (Entity ID) and ZBE-1.3 (Universal ID; it is recommended to use the value given in the Source Patient Assigning Authority) are required.

⋮ ZBE-2

Start Movement Date/Time: The timestamp of the movement.

⋮ ZBE-4

Movement Action: For the type of movement see [Table 36](#).

⋮ ZBE-5

Historical Movement Indicator: See [Table 36](#).

Table 71: Fields relevant for the Update Encounter Event Transaction

HL7-Path	Name	Repeatable	Presence
EVN-2	Recorded Date/Time	No	Not processed
EVN-5	Operator ID	Yes, but without effect	Conditionally Required
EVN-7	Event Facility	No	Optional
PV1-2	Patient Class	No	Required
PV1-19	Visit Number	No	Recommended
PV1-51	Visit Indicator	No	Optional
ZBE-1	Movement ID	No	Required for Historic Movement Management
ZBE-2	Start Movement Date/Time	No	Required for Historic Movement Management
ZBE-4	Movement Action	No	Required for Historic Movement Management
ZBE-5	Historical Movement Indicator	No	Required for Historic Movement Management

**Example 83:
Submission**

```
MSH|^~\&|My Clinic ADT System^1.2.123.27.1974.165.12^ISO|My Local Clinic^1.2.123.27.1974^ISO
|eHealth Solutions MPI^1.1.234.1245.2^ISO|eHealth Solutions Affinity Domain
^1.1.234.1245^ISO|20180313125647.897+0100||ADT^Z99|d5d31bd2-edf5-4615-b11e-1087d0df4dca|
P|2.5|||||UNICODE UTF-8
EVN||20180313125647.897+0100|||userId6136^Warren^Karen^^^^^My Local Clinic
&1.2.123.27.1974.1.239&ISO^L^^^EN|20180313125647.814+0100
PID||patientId9538^^^My Local Clinic&1.2.123.27.1974&ISO^PI||Doe^John^^^^^L|||||
patientAccount3391^^^My Local Clinic&1.2.123.27.1974&ISO^AN|||||N|||||N
PV1||I|^^^Radiology&1.2.123.27.1974.187.15&ISO|||doctor0876^Dorian^John^^^^^Medical Staff
&1.2.123.27.1974.185.23&ISO^L^^^DN^^^^^M.D.|doctor7659^House^Gregory^^^^^Medical
Staff&1.2.123.27.1974.185.23&ISO^L^^^DN^^^^^M.D.|||||visitId0278^^^My Local
Clinic&1.2.123.27.1974&ISO^VN|||||V
ZBE|visitEvent4692^My Local Clinic^1.2.123.27.1974^ISO|20180313125647.814+0100||UPDATE|Y
```

5.19 Cancel Encounter Event

5.19.1 Cancel Encounter Event – HL7v2

➤ ADT Z99 – Historic Movement

5.19.1.1 Message Structure

This section provides an overview and description of the message structure of the transaction **Cancel Encounter Event**.

Table 72: Cancel Encounter Event Segments

Segment	Description
MSH	Message Header
MSH-9-1	The message type must be ADT
MSH-9-2	The trigger event must be Z99

Table 72: Cancel Encounter Event Segments 

Segment	Description
EVN	Event Information
IN1	Patient Insurance (optional)
PID	Patient Information
PV1	Patient Visit Information
ZBE	Movement Action (optional)
ZBE-4	The type of action must be CANCEL
ZBE-5	The movement indicator must be N



Note

Although the PID segment is required in Cancel Transactions, patient data will not be updated when differing from those registered in the system.

MSH Segment

The HL7 MSH segment is present in all HL7 message types and defines the message's source, purpose, destination and certain syntax specifics like delimiters (separator characters) and character sets. It is always the first segment in the HL7 message, with the only exception being HL7 batch messages.

EVN Segment

The EVN segment is used to communicate necessary trigger event information to receiving applications and specifies the type of event contained within the message. Values provided in fields other than those listed in the Field Overview will be ignored.

IN1 Segment

The IN1 segment is used to transmit information about the paying body of the health services received by the patient. This could be an insurance or the patient himself. The segment is optional. However, once it is used, the fields marked with *Conditionally Required* are mandatory.

PID Segment

The PID segment contains the relevant patient data.

PV1 Segment

The PV1 segment is used by Registration/ADT applications to communicate information on a patient visit-specific basis.

ZBE Segment

The ZBE segment can be used to uniquely identify individual movements. This allows for corrections in historic information at a later point. Note that, when the ZBE segment is used, at least one patient assigning authority must be configured to support the Historic Movement Management option. As long as this configuration is active, the ZBE segment is treated as required.

5.19.1.2 Field Overview

The data required for the MSH segment can be seen in [Table 2](#) and those for IN1 in [Table 4](#). In cancellation messages, the PID segment is only required to contain a valid ID (PID-3) and the patient name (PID-5). The relevant fields of the other segments are:

EVN-2

Recorded Date/Time: Time at which the notification has been recorded in the system.

EVN-5

Operator ID: Identifies the individual that triggered the visit notification (used for logging purposes).

In patient admissions, the treating physician should be entered here. Note that the field is mandatory in an ELGA environment (Austria only). Repetitions cannot be processed by eHealth Solutions.

⋮ EVN-7

Event Facility (only supported for Version 2.4 and higher): This field is only processed when PID-34 is empty.

⋮ PV1-2

Patient Class: Determines the type of patient visit. This field is not case-sensitive; it identifies the type of patient visit. Accepted values are **B** for obstetrics, **C** for commercial account, **E** for emergency, **I** for inpatient, **N** for not applicable, **O** for outpatient, **P** for pre-admit, **R** for recurring patient.

⋮ PV1-19

Visit Number: The unique identifier of the patient encounter. The value is supposed to be static for all messages referring to the same encounter. If no value is present, PID-18 will be used as a fallback encounter identifier. However, it is strongly recommended to use PV1-19 as the encounter identifier, and use PID-18 only to group encounters under a common patient encounter (if desired). In any case, this field is not intended to identify a specific encounter event (e.g., inpatient admission), but the patient encounter (a sequence of individual encounter events) as a whole. Also, it should be noted that the MPI processes PV1-19.1, PV1-19.4 and PV1-19.5.

⋮ PV1-51

Visit Indicator: Specifies the field that is used to identify the encounter. Possible values are **A** for PID-18, **V** for PV1-19 (recommended). It is recommended by IHE to set a value for this field. In eHealth Solutions, however, values given here will not be processed.

⋮ ZBE-1

Movement ID: The unique identifier of the movement. All components are processed, ZBE-1.1 (Entity ID) and ZBE-1.3 (Universal ID; it is recommended to use the value given in the Source Patient Assigning Authority) are required.

⋮ ZBE-2

Start Movement Date/Time: The timestamp of the movement.

⋮ ZBE-4

Movement Action: For the type of movement see [Table 36](#).

⋮ ZBE-5

Historical Movement Indicator: See [Table 36](#).

Table 73: Fields relevant for the Cancel Encounter Event Transaction

HL7-Path	Name	Repeatable	Presence
EVN-2	Recorded Date/Time	No	Not processed
EVN-5	Operator ID	Yes, but without effect	Conditionally Required
EVN-7	Event Facility	No	Optional
PV1-2	Patient Class	No	Required
PV1-19	Visit Number	No	Recommended
PV1-51	Visit Indicator	No	Optional
ZBE-1	Movement ID	No	Required for Historic Movement Management
ZBE-2	Start Movement Date/Time	No	Required for Historic Movement Management
ZBE-4	Movement Action	No	Required for Historic Movement Management

Table 73: Fields relevant for the Cancel Encounter Event Transaction 

HL7-Path	Name	Repeatable	Presence
ZBE-5	Historical Movement Indicator	No	Required for Historic Movement Management

5.20 Merge Patients/Encounters

5.20.1 Merge Patients/Encounters – HL7v2

- ADT A34 – Merge Patient Information – Patient ID Only

or

- ADT A40 – Merge Patient – Patient Identifier List
- ADT A39 – Merge Person – Patient ID

5.20.1.1 Message Structure

This section provides an overview and description of the message structure of the transaction **Merge Patients/Encounters**.

Table 74: Merge Patients/Encounters Segments

Segment	Description
MSH	Message Header
MSH-9-1	The message type must be ADT
MSH-9-2	The trigger event must be A40 and A39 or A34
EVN	Event Information
IN1	Patient Insurance (optional)
MRG	Merge Patient Information
PID	Patient Information
PV1	Patient Visit Information

⋮ MSH Segment

The HL7 MSH segment is present in all HL7 message types and defines the message's source, purpose, destination and certain syntax specifics like delimiters (separator characters) and character sets. It is always the first segment in the HL7 message, with the only exception being HL7 batch messages.

⋮ EVN Segment

The EVN segment is used to communicate necessary trigger event information to receiving applications and specifies the type of event contained within the message. Values provided in fields other than those listed in the Field Overview will be ignored.

⋮ IN1 Segment

The IN1 segment is used to transmit information about the paying body of the health services received by the patient. This could be an insurance or the patient himself. The segment is optional. However, once it is used, the fields marked with *Conditionally Required* are mandatory.

⋮ PID Segment

The PID segment contains the relevant patient data.

⋮ PV1 Segment

The PV1 segment is used by Registration/ADT applications to communicate information on a patient visit-specific basis.

⋮ ZBE Segment

The ZBE segment can be used to uniquely identify individual movements. This allows for corrections in historic information at a later point. Note that, when the ZBE segment is used, at least one patient assigning authority must be configured to support the Historic Movement Management option. As long as this configuration is active, the ZBE segment is treated as required.

⋮ MRG Segment

The MRG segment is used to specify the patient dataset to be merged.

5.20.1.2 Field Overview

The data required for the MSH segment can be seen in [Table 2](#), those for PID in [Table 4](#) and those for IN1 in [Table 4](#). These are the relevant fields of the other segments:

⋮ EVN-2

Recorded Date/Time: Time at which the notification has been recorded in the system.

⋮ EVN-5

Operator ID: Identifies the individual that triggered the visit notification (used for logging purposes). In patient admissions, the treating physician should be entered here. Note that the field is mandatory in an ELGA environment (Austria only). Repetitions cannot be processed by eHealth Solutions.

⋮ EVN-7

Event Facility (only supported for Version 2.4 and higher): This field is only processed when PID-34 is empty.

⋮ MRG-1

Prior Patient Identifier List: List of all Patient IDs of the recessive patient. The structure of this field corresponds to that of PID-3 (*Patient Identifier List*). For a valid transaction it is sufficient to provide one Source Patient Identifier. Regional identifiers such as social security numbers should not be used since they will be ignored by eHealth Solutions.

⋮ MRG-3

Prior Patient Account Number: Account Number of the recessive patient. The structure of this field corresponds to that of PID-18 (*Patient Account Number*).

⋮ MRG-7

Prior Patient Name List: Name of the recessive patient. Values given in this field are used for logging purposes.

⋮ PV1-2

Patient Class: Determines the type of patient visit. This field is not case-sensitive; it identifies the type of patient visit. Accepted values are **B** for obstetrics, **C** for commercial account, **E** for emergency, **I** for inpatient, **N** for not applicable, **O** for outpatient, **P** for pre-admit, **R** for recurring patient.

⋮ PV1-19

Visit Number: The unique identifier of the patient encounter. The value is supposed to be static for all messages referring to the same encounter. If no value is present, PID-18 will be used as a fallback encounter identifier. However, it is strongly recommended to use PV1-19 as the encounter identifier, and use PID-18 only to group encounters under a common patient encounter (if desired). In any case, this field is not intended to identify a specific encounter event (e.g., inpatient admission), but the patient encounter (a sequence of individual encounter events) as a whole. Also, it should be noted that the MPI processes PV1-19.1, PV1-19.4 and PV1-19.5.

⋮ PV1-51

Visit Indicator: Specifies the field that is used to identify the encounter. Possible values are **A** for PID-

18, V for PV1-19 (recommended). It is recommended by IHE to set a value for this field. In eHealth Solutions, however, values given here will not be processed.

Table 75: Fields relevant for the Merge Patients/Encounters Transaction

HL7-Path	Name	Repeatable	Presence
EVN-2	Recorded Date/Time	No	Not processed
EVN-5	Operator ID	Yes, but without effect	Conditionally Required
EVN-7	Event Facility	No	Optional
MRG-1	Patient Identifier List	Yes	Required
MRG-3	Prior Patient Account Number	No	Optional
MRG-7	Prior Patient Name List	Yes	Optional
PV1-2	Patient Class	No	Required
PV1-19	Visit Number	No	Recommended
PV1-51	Visit Indicator	No	Optional

Example 84:
Submission

```
MSH|^~\&|My Clinic ADT System^1.2.123.27.1974.165.12^ISO|My Local Clinic^1.2.123.27.1974^ISO
|eHealth Solutions MPI^1.1.234.1245.2^ISO|eHealth Solutions Affinity Domain
^1.1.234.1245^ISO|20180312153358.894+0100||ADT^A40^ADT_A39|419e1774-2fc6-4890-838e-a0305
d9d0713|P|2.3.1|||AL|||UNICODE UTF-8
EVN||20180312153358.894+0100|||userId8374^Karen Warren ^^^^^^My Local Clinic
&1.2.123.27.1974.1.239&ISO
PID||patientId3978^^^My Local Clinic&1.2.123.27.1974&ISO^PI~12850234581551^^^Social
Security Association&1.2.123.27.1974&ISO^SS||Doe^John^^^^^L||19980312|M|||&Main Street
&17^^London^^54820^GB^L||^011 44 20 1234 5678||en|M|VAR|2|GB|||N
MRG|patientId4377^^^My Local Clinic&1.2.123.27.1974&ISO^PI|||Doe^John^^^^^L
PV1||N
```

5.21 Retrieve DICOM Studies – HL7v2

Incoming HL7 V2 ADT messages are trigger events to query DICOM studies with the requested metadata (C-Find) and register them in the XDS Registry. These trigger events and the Application Entity Title (AET) that is queried for DICOM studies are configurable. Automatic retrieval for DICOM studies can be triggered by below listed ADT messages.

List of supported trigger events:

- > A01
- > A05
- > A12
- > A52
- > A02
- > A06
- > A13
- > A53
- > A03
- > A07
- > A21
- > A54
- > A04
- > A11
- > A22
- > A55



Note

Note that if you trigger A01 or A05 a special behavior occurs: even if A01 is not set in the configuration and you send a A05, you not only get the response for A05 but also for A01 and vice versa.

6 Forms

eHealth Solutions offers an interface for creating and operating forms that can be integrated in various features and workflows within eHealth Solutions.

Forms enable the creation of forms or questionnaires that can be provided to end users (for example, patients) and offer the possibility to collect data in a structured way following the FHIR standard to grant further processing in other eHealth Solutions applications.

Table 76 and Table 77 contain information on which elements are needed in the `Questionnaire` and the `QuestionnaireResponse` resources.

Table 76: FHIR Elements for the `Questionnaire` Resource

Element	Required	Comment
<code>resourceType</code>	yes	Set it to "Questionnaire".
<code>url</code>	yes	Must be unique. If missing, the HDR sets it to "urn:uuid:{uuid}". The <code>url</code> cannot be changed later.
<code>status</code>	yes	
<code>item</code>	yes	
<code>linkId</code>	yes	
<code>text</code>	yes	
<code>type</code>	yes	Refer to Section 6.1 for a list of the supported types for eHealth Solutions.
<code>required</code>	yes	
<code>readOnly</code>	yes	
<code>answerValueSet</code>	conditionally required	Specify the OID of the value set from the eHealth Solutions <i>Value Set Repository</i> with "urn:oid:{oid}". This is only supported for items of type <code>choice</code> . Note that you can only use either <code>answerValueSet</code> or <code>answerOption</code> .
<code>answerOption</code>	conditionally required	Can only be used for <code>Questionnaire.item.type = "choice"</code> .

Refer to the [official FHIR documentation \(Questionnaire resource\)](#) for further details.

Table 77: FHIR Elements for the `QuestionnaireResponse` Resource

Element	Required	Comment
<code>resourceType</code>	yes	Set it to "QuestionnaireResponse".
<code>questionnaire</code>	yes	This links the questionnaire response to the questionnaire. Note that for the link to be set correctly, this value must match the value specified in the <code>Questionnaire.url</code> element.
<code>item</code>	yes	
<code>linkId</code>	yes	
<code>answer</code>	yes	
<code>value[x]</code>	optional	


Refer to the [official FHIR documentation \(QuestionnaireResponse resource\)](#) for further details.

6.1 Supported Types and Their Mapping

Table 78 lists the supported item types of `Questionnaire.item.type` and depicts their mapping to `QuestionnaireResponse.item.answer.value[x]`. For example, a `Questionnaire.item` of type "choice" is mapped to a `QuestionnaireResponse.item.answer.value[x]` of type "coding".

Table 78: Supported Item Types and their Mapping

FHIR item type	repeatable	repeatable inside group	value[x]
group	✓	✗	Does not contain a direct answer but one or more child items instead. Nesting groups is not supported.
boolean	✓	✗	valueBoolean
decimal	✓	✗	valueDecimal
integer	✓	✗	valueInteger
date	✓	✗	valueDate
dateTime	✓	✗	valueDateTime
time	✓	✗	valueTime
string	✓	✗	valueString
text	✓	✗	valueString
choice	✓	✓	valueCoding
quantity	✓	✗	valueQuantity



Note

For `Questionnaire.items` of type `choice` (single- and multiselect), you can either specify the available options manually in `Questionnaire.item.answerOption` or you can import them from the eHealth Solutions *Terminology Server*. Note that only the eHealth Solutions *Terminology Server* can be used; no other external terminology server or the eHealth Solutions Health Data Repository is supported. Refer to section “Questionnaires” of the eHealth Solutions *Configuration Instructions* for configuration details.

Example 85 and **Example 86** provide a simple JSON structure for a `Questionnaire` or `QuestionnaireResponse` respectively.

Example 85: Questionnaire

```
{
  "resourceType": "Questionnaire",
  "id": "d5d9395c-e09a-4e10-a774-4d1ee0c39246",
  "meta": {
    "versionId": "1",
    "lastUpdated": "2024-10-23T12:46:49.500+00:00",
    "source": "1.1.1.4#1aPFfcfXoLZrbjev"
  },
  "url": "urn:uuid:e6b50bb3-10bb-4418-927b-4dfb0ecb483e",
  "title": "This is a Sample Questionnaire",
  "status": "active",
  "item": [
    {
      "linkId": "firstQuestionForString",
      "text": "This is a 'String'",
      "type": "string",
      "required": false
    },
    {
      "linkId": "secondQuestionForInteger",
      "text": "This is an 'Integer' with a default value",
      "type": "integer",
      "initial": [
        {
          "valueInteger": 12
        }
      ]
    }
  ]
}
```

```

    }
  ]
},
{
  "extension": [
    {
      "url": "http://hl7.org/fhir/StructureDefinition/questionnaire-
itemControl",
      "valueCodeableConcept": {
        "coding": [
          {
            "system": "http://hl7.org/fhir/questionnaire-item-control",
            "code": "radio-button",
            "display": "Radio Button"
          }
        ]
      }
    }
  ],
  "linkId": "thirdQuestionForRadioButton",
  "text": "This is a 'Radio Button'",
  "type": "choice",
  "required": false,
  "answerOption": [
    {
      "valueCoding": {
        "code": "1",
        "display": "1"
      }
    },
    {
      "valueCoding": {
        "code": "2",
        "display": "2"
      },
      "initialSelected": true
    },
    {
      "valueCoding": {
        "code": "3",
        "display": "3"
      }
    }
  ]
},
{
  "extension": [
    {
      "url": "http://hl7.org/fhir/StructureDefinition/questionnaire-
itemControl",
      "valueCodeableConcept": {
        "coding": [
          {
            "system": "http://hl7.org/fhir/questionnaire-item-control",
            "code": "drop-down",
            "display": "Drop down"
          }
        ]
      }
    }
  ],
  "linkId": "fourthQuestionForDropDown",
  "text": "This is a 'Drop down' with single select option",
  "type": "choice",
  "required": false,

```

```

      "readOnly": true,
      "answerOption": [
        {
          "valueCoding": {
            "code": "a",
            "display": "Choice A"
          }
        },
        {
          "valueCoding": {
            "code": "b",
            "display": "Choice B"
          },
          "initialSelected": true
        }
      ]
    },
    {
      "extension": [
        {
          "url": "http://hl7.org/fhir/StructureDefinition/questionnaire-
itemControl",
          "valueCodeableConcept": {
            "coding": [
              {
                "system": "http://hl7.org/fhir/questionnaire-item-control",
                "code": "drop-down",
                "display": "Drop down"
              }
            ]
          }
        }
      ],
      "linkId": "3177355981487",
      "text": "This is a 'Drop down' with multiple select option with default values",
      "type": "choice",
      "repeats": true,
      "answerOption": [
        {
          "valueCoding": {
            "code": "one",
            "display": "one"
          }
        },
        {
          "valueCoding": {
            "code": "two",
            "display": "two"
          },
          "initialSelected": true
        },
        {
          "valueCoding": {
            "code": "three",
            "display": "three"
          },
          "initialSelected": true
        }
      ]
    },
    {
      "extension": [
        {
          "url": "http://hl7.org/fhir/StructureDefinition/questionnaire-itemControl",
          "valueCodeableConcept": {

```

```

        "coding": [
          {
            "system": "http://hl7.org/fhir/questionnaire-item-control",
            "code": "drop-down",
            "display": "Drop down"
          }
        ]
      },
      "linkId": "CDRsvsSingleSelect",
      "text": "SVS Single Select",
      "type": "choice",
      "required": true,
      "answerValueSet": "urn:oid:1.3.6.1.4.1.36124.100.10"
    }
  ]
}

```

Example 86: Questionnaire Response

```

{
  "resourceType": "QuestionnaireResponse",
  "id": "82200f51-eb2a-4661-9389-905d6d944601",
  "meta": {
    "versionId": "1",
    "lastUpdated": "2024-03-19T12:48:02.490+00:00",
    "source": "1.4.4.4#mP0zOusTW03dwAV1"
  },
  "questionnaire": "urn:uuid:7fe12ae5-8f51-4933-85f1-7feb852d9bb1",
  "status": "completed",
  "subject": {
    "reference": "Patient/2321",
    "type": "Patient",
    "identifier": {
      "system": "urn:oid:1.1.1",
      "value": "07836b2f-bb5c-4d66-a1d7-7a620cf02dc3"
    }
  },
  "authored": "<YYYY-MM-DD>T13:47:59+01:00",
  "author": {
    "reference": "Patient/2321",
    "type": "Patient",
    "identifier": {
      "system": "urn:oid:1.1.1",
      "value": "07836b2f-bb5c-4d66-a1d7-7a620cf02dc3"
    }
  },
  "source": {
    "reference": "PractitionerRole/26",
    "type": "PractitionerRole",
    "identifier": {
      "system": "urn:ietf:rhc:3986",
      "value": "urn:hpd:1.1.1:1681215025649"
    }
  },
  "item": [
    {
      "linkId": "firstQuestionForString",
      "answer": [
        {
          "valueString": "This is my answer"
        }
      ]
    }
  ]
}

```

```

    ]
  },
  {
    "linkId": "secondQuestionForInteger",
    "answer": [
      {
        "valueInteger": 42
      }
    ]
  },
  {
    "linkId": "thirdQuestionForRadioButton",
    "answer": [
      {
        "valueCoding": {
          "code": "1",
          "display": "1"
        }
      }
    ]
  },
  {
    "linkId": "fourthQuestionForDropDown",
    "answer": [
      {
        "valueCoding": {
          "code": "b",
          "display": "Choice B"
        }
      }
    ]
  }
]
}

```

6.2 Integrating Questionnaires

Integrating your questionnaires into the *Health Data Repository* can be established via the create interaction as described in [Section 1.3.6.1](#).

Alternatively, the *Form Management Service* offers the possibility to import questionnaires from a folder location. The setup is described in the section "Forms" of the *eHealth Solutions Configuration Instructions*.

7 Observations

eHealth Solutions provides an interface for the transmission of ORU messages on its *Document Processor*. ORU messages are used to submit medical observations, in particular laboratory findings.

7.0.1 Unsolicited Transmission of an Observation Message

7.0.1.1 Message Structure

The segments relevant for **ORU R01** messages are the following:

Table 79: ORU Message Segments Overview

Segment	Description
MSH	Message Header
PID	Patient Information
PV1	Patient Visit Information
OBR	Observation Request
OBX	Observations
NTE	Comments

Message Header

The HL7 MSH segment is present in all HL7 message types and defines the message's source, purpose, destination and certain syntax specifics like delimiters (separator characters) and character sets. It is always the first segment in the HL7 message, with the only exception being HL7 batch messages.

PID Segment

The PID segment contains the relevant patient data.

PV1 Segment

The PV1 segment is used by Registration/ADT applications to communicate information on a patient visit-specific basis.

OBR Segment

The OBR segment contains information on the examination context.

OBX Segment

The OBX segment includes the observation data. It can be present multiple times as each occurrence represents one single finding.

NTE Segment

The NTE segment serves as a space for comments. When placed directly after the **OBR** segment, the textual description is relevant for all results of the message. NTE segments after an **OBX** segment only refer to the preceding OBX segment.

7.0.1.2 Field Overview

OBR-4

Universal Service Identifier:

OBR-7

Observation Date: This is the time when the observation has taken place.

OBR-14

Specimen Received Date/Time: This is the time when the sample has arrived in the laboratory.

- ⋮ OBR-32
Principal Result Interpreter: This is the person responsible for the interpretation of the finding.
- ⋮ OBX-2
Value Type: Indicates the data type transmitted in the segment, for instance a group header for further OBX segments (FT) or the actual values of a finding (CL)
- ⋮ OBX-3
Observation Identifier: This is a code containing the IDs of the laboratory and the measured value, followed by a textual description of the value.
- ⋮ OBX-5
Binary Content: The binary content Base64 encoded. Documents may be split into docblocks with 64kB.
- ⋮ OBX-6
Units: Indicates the unit of the measured value
- ⋮ OBX-7
References Range
- ⋮ OBX-8
Abnormal Flags
- ⋮ OBX-11
Observation Result Status: Indicates the status of the observation.

Table 80: Processable Observation Information in an ORU R01 Message

HL7-Path	Name	Presence	Repeatable
OBR-4	Universal Service Identifier	Required	No
OBR-7	Observation Date	Optional	No
OBR-14	Specimen Received Date/Time	Optional	No
OBR-32	Principal Result Interpreter	Optional	No
OBX-2	Value Type	Required	No
OBX-3	Observation Identifier	Required	No
OBX-5	Binary Content	Required	-
OBX-6	Units	Optional	No
OBX-7	References Range	Optional	No
OBX-8	Abnormal Flags	Optional	Yes
OBX-11	Observation Result Status	Required	No

Example 87:

```
MSH|^~\&|PG-MLS|ZLAB|CLOVER|COMM|20180108081000|XRC|ORU^R01|Test1|P|2.2
PID|||2011810074||Einstein^Albert||19050910|M
PV1|||||012302|||||||3007421698|||||||LK
OBR||99741|08154711|1380137013012830|||20180108080500|||20180108080400|||F
|||012302|||LAB_ZL_R||Peter Willi
OBX|1|FT|0|1|Harnanalytik
OBX|2|FT|0|2|HARNSTATUS (Harnstix, semiquantitativ)
OBX|3|CE|ZIMCL10205^Leukozyten(-esterase)^ZLAB^LEUKO_U|1|25|Zahl/u|0-10|H-8||N|F
OBX|4|CE|ZIMCL10081^Nitrit^ZLAB^NIT|1|negativ||N||F
OBX|5|CE|ZIMCL10106^pH^ZLAB^PH_U|1|6||5-7|-5||N|F
OBX|6|CE|ZIMCL10209^Protein^ZLAB^PROT_U|1|250|mg/l|0-120|H-8||N|F
OBX|7|CE|ZIMCL10210^Glukose^ZLAB^GLU_U|1|normal|mg/dl|6-20|N||N|F
OBX|8|CE|ZIMCL10207^Ketonkörper^ZLAB^KET|1|negativ|mg/dl|0-2|N||N|F
OBX|9|CE|ZIMCL10213^Urobilinogen^ZLAB^UBG|1|normal|mg/dl|0-1|N||N|F
```


OBX|10|CE|ZIMCL10212^Bilirubin^ZLAB^BILI_U|1|negativ|mg/dl|0-0|N||N|F
OBX|11|CE|ZIMCL10206^Erythrozyten/Hb^ZLAB^ERY_U|1|50|Zahl/uL|0-5|H-8||N|F
OBX|12|CE|ZIMCL10211^Relative Dichte^ZLAB^SPEZ_G|1|1.015||1.005-1.030|-5||N|F
NTE||L|Die Ergebnisse des Harnstreifentests sind semi-quantitativ und entsprechen
NTE||L|überlappenden Wertebereichen. Ergebnisse, die im Referenzbereich liegen,
NTE||L|werden zu 100% als "normal" oder "negativ" identifiziert. Ergebnisse, die
NTE||L|zwischen dem oberen Referenzwert und der analytischen Sensitivität für den
NTE||L|jeweiligen Analyten liegen, werden entweder im negativen (NEG, NORM) oder im
NTE||L|untersten positiven Wertebereich detektiert. Das bedeutet, dass in diesem
NTE||L|Graubereich in einem sehr geringen Ausmaß falsch negative Werte auftreten
NTE||L|können. Oberhalb der analytischen Sensitivität liegende Ergebnisse werden zu
NTE||L|> 90% als positiv identifiziert. Weitere Details, analytische Sensitivitäten
NTE||L|sowie Störfaktoren des Streifentests entnehmen Sie bitte unserer Homepage
NTE||L|unter <http://zimcl.tirol-kliniken.at>. Zur Umrechnung von uL-->
NTE||L|HPF bzw. LPF empfehlen
NTE||L|wir die folgenden Näherungsformeln: Zahl pro µl/5.555 = Zahl pro HPF; Zahl
NTE||L|pro µl x 2.9 = Zahl pro LPF

8 Patient Administration

Patient Administration messages are used to exchange patient information as defined by the IHE PAM (*Patient Administration*) profile. It allows for the creation and updating of patients using the following transactions:

ITI-8

Used to communicate patient information, including corroborating demographic data, after a patient's identity is established, modified or merged or after the key corroborating demographic data has been modified.

ITI-9

Used to query Patient Identifiers from the MPI using the local (or any other known) patient identifier.

ITI-21

Used to query one or multiple patients (demographics including their identifiers).

Within these transactions, individual HL7 messages and events are used to administrate patient information. Other HL7 messages do not correspond directly to an IHE transaction, but are used for eHealth Solutions's proprietary transactions.

Currently, the following patient operations are supported in eHealth Solutions:

- > Create Patient
- > Update Patient
- > Merge Patients
- > Link Patients
- > Unlink Patients
- > Master Patient Change
- > Query Patient IDs
- > Query Patients

Detailed descriptions are given in the sections below.

The processing of the following HL7 fields/segments concerning patient properties can be en- or disabled by configuration:

Table 81: Available HL7 Fields/Segments Concerning Patient Properties

HL7 fields/segments	HL7 v2	HL7 v3
Patient insurance information	IN1 segment	-
Patient telecommunication addresses	PID-13 and PID-14 fields	controlActProcess.subject.registration Event.subject1.patient.patientPerson.telecom

8.1 Create Patient

8.1.1 Create Patient – HL7v2

The following HL7 messages can be received and processed to create a new patient:

- > ADT-A01
- > ADT-A04
- > ADT-A05
- > ADT-A08

- > ADT-A28
- > ADT-A31



Note

Despite the different trigger events (admit, update etc.) eHealth Solutions processes the received patient data identically: it always checks whether the given patient already exists in another domain. If so, the patient data is compared/linked. Only when no equivalent patient exists a new patient is created.

8.1.1.1 Message Structure

This section provides an overview and description of the message structure of the **Create Patient** transaction.

Table 82: List of Segments – Create Patient

Segment	Description
MSH	Message Header
MSH-9-1	The message type must be ADT.
MSH-9-2	The trigger event must be A01, A04, A05, A08, A28 or A31.
UAC	User Authentication Credential. The trigger event must be A01 or A08.
EVN	Event Information
IN1	Patient Insurance Information
PID	Patient Information
ROL	Role
PV1	Patient Visit Information
PV1-2	The Patient Class should be N.
CON	Consent Information

⋮ MSH Segment

The HL7 MSH segment is present in every HL7 message type and defines the message’s source, purpose, destination, and certain syntax specifics like delimiters (separator characters) and character sets. It is always the first segment in the HL7 message, with the only exception being HL7 batch messages.

⋮ EVN Segment

The EVN segment is used to communicate necessary trigger event information to receiving applications and specifies the type of event contained within the message.

⋮ IN1 Segment

The IN1 segment is used to transmit information about the paying body of the health services received by the patient. This could be an insurance or the patient himself. The segment is optional. However, once it is used, the fields marked with *Conditionally Required* are mandatory.

⋮ PID Segment

The PID segment contains the relevant patient data.

⋮ ROL Segment

The ROL segment is used to transmit the family doctor. Please refer to [Section 1.1.5.8](#) for further information on the ROL segment.

⋮ PV1 Segment

The PV1 segment is used by Registration/ADT applications to communicate information on a visit-specific basis. For the **Merge Patients** transaction, it is sufficient to fill the PV1-2 field.

CON Segment

The CON segment contains information on patient declarations, such as consents or opt-outs.

UAC Segment

The User Authentication Credential (UAC) segment is used to create, update or deactivate a user account for a patient if sent in combination with an ADT-01 or an ADT-08 message as trigger events. If the HL7 message contains the UAC segment and the configuration is set to create a user account, the account is created for the specified patient. Note that the phone number and the e-mail address have to be submitted as described in the field description of PID-13 (see [Section 1.1.5.3](#)). Please refer to [Section 1.1.5.7](#) for further information on the UAC segment.

8.1.1.2 Field Overview

The data required for the MSH segment can be seen in [Table 2](#), those for PID in [Table 4](#) and those for IN1 in [Table 7](#). For more information on the UAC and the ROL segment, please refer to [Table 8](#) and [Table 9](#). These are the relevant fields of the other segments:

ROL-2

The action field is used to transmit the family doctor. The following options are available: **AD**, **LI** and **UP**.

ROL-3-1

This field has to contain the text **PP**. Other codes are not recognized by eHealth Solutions.

ROL-4-1

ID number. To add the family doctor, this field is required by eHealth Solutions. It has to contain an HPD ID (e.g., GLN, UID) that can be prefixed with: **urn:gln**, **urn:uid** and **urn:oid**.

ROL-4-9

Assigning Authority. To add the family doctor, this field is required by eHealth Solutions. It has to contain the assigning authority of the physician's ID.

UAC-1-1

Type of the data submitted in field UAC-2-5. eHealth Solutions limits it to JWT in the context of [Patient Administration](#).

UAC-2-4

The type of encoding of the data specified in field UAC-2-5. The following options are available: Base64 or A / plain (plain is not recommended).

UAC-2-5

Data to be sent. eHealth Solutions limits it to JWT in the context of [Patient Administration](#). For further details, refer to chapter *Automation Service* in the *eHealth Solutions Interface Manual*.

EVN-2

Recorded Date/Time: Time at which the notification has been recorded in the system.

EVN-5

Operator ID: Identifies the individual that triggered the visit notification (used for logging purposes). In patient admissions, the treating physician should be entered here. Note that the field is mandatory in an ELGA environment (Austria only). Repetitions cannot be processed by eHealth Solutions.

EVN-7

Event Facility (only supported for Version 2.4 and higher): This field is only processed when PID-34 is empty.

- ⋮ PV1-2
Patient Class: Determines the type of patient visit. The field should have the value **N** for “not applicable”.
- ⋮ CON-1
Set ID: Identifies the segment instance within the message.
- ⋮ CON-2
Consent Type: Describes the service the subject has consented to.
- ⋮ CON-3
Consent Form ID and Version: Identifies the template and version used for the declaration. Possible values are **SUBMIT_ONLY**, **QUERY_ONLY**, **QUERY_SUBMIT** and custom values as defined in the configuration. The field is required if **CON-11** has the value **A**, otherwise it is obsolete.
- ⋮ CON-11
Consent Status: Indicates whether the subject consents or does not consent to the service. Possible values are **A** for “active” (mandatory in “create”-type messages) and **R** for “refused” (only possible in “update”-type messages).
- ⋮ CON-15
Consent End Date/Time: Indicates when the declaration becomes or has become ineffective. The field is required if **CON-11** has the value **A**, otherwise it is obsolete.
- ⋮ CON-24
Consenter ID: ID of the individual concerned by the declaration. Currently not processed by eHealth Solutions but required by the standard.
- ⋮ CON-25
Relationship to Subject: Relationship of the consenter to the subject. Currently not processed by eHealth Solutions but required by the standard.


Table 83: Fields Relevant for the Create Patient Transaction

HL7-Path	Name	Repeatable	Presence
ROL-2	ID	No	Required
ROL-3-1	ST	No	Required
ROL-4-1	ST	No	Required
ROL-4-9	HD	No	Required
UAC-1-1	ST	No	Conditionally Required
UAC-2-4	ID	No	Conditionally Required
UAC-2-5	ST	No	Conditionally Required
EVN-2	Recorded Date/Time	No	Not processed
EVN-5	Operator ID	Yes, but without effect	Conditionally Required
EVN-7	Event Facility	No	Optional
PV1-2	Patient Class	No	Required
CON-1	Set ID	No	Required
CON-2	Consent Type	No	Required
CON-3	Consent Form ID and Version	No	Conditionally required
CON-11	Consent Status	No	Required
CON-15	Consent End Date/Time	No	Conditionally required
CON-24	Consenter ID	Yes	Required
CON-25	Relationship to Subject	Yes	Required



Note

The entire EVN segment is conditionally required when user account creation is enabled in the eHealth Solutions configuration and the customer provides a CON segment.



Note

To be able to identify a given patient uniquely and unambiguously, it is advisable to include at least PID-3.1, PID-3.4.2 and PID-3.4.3 in submitted patient identifiers. Nevertheless, IHE permits an alternative way of patient identification: namespace IDs specified in PID-3.4.1. The default configuration of the **PIX/PDQ Manager** does not include namespace IDs in patient identifier queries.

Example 88: HL7v2 Create Patient Message

Submission:

```
MSH|^~\&|ITEH^1.1.2.1.1^ISO|ITEH^1.1.2^ISO|QUA^1.1.1.1.1^ISO|QUA^1.1.1.1^ISO|20141001233656||ADT^A01|1412199415701|P|2.3.1||AL
UAC|JWT|^application^^^JWT_TOKEN
EVN||20141001233656||12345^FamilyName^FirstName^^^^^^&1.1.1.3&ISO^L^^^PN
PID||1412199415782^^^&1.1.1.3&ISO^PI~66127483762232^
^^NATIONAL SOCIAL SECURITY ASSOCIATION&1.3.6.1.4.1.9784.999200.2.1&ISO^SS||LASTNAME^
FIRSTNAME||19030930233655|M|||+123123^^CP~^^Internet^bla.bla@ith-icoserve.com
ROL|AD|PP|123456^^^^^^&1.1.11.12.13&ISO^L^^^DN
PV1||N
CON|1||QUERY_ONLY|||A||19981004010159+0100|20281004010159+0100|||LASTNAME^
FIRSTNAME|123^Some Identifier
```

Response:

```
MSH|^~\&|QUA^1.1.1.1.1^ISO|QUA^1.1.1^ISO|ITEH^1.1.2.1.1^ISO|ITEH^1.1.2^ISO
|20141001233657||ACK^A01|1412199417491285|P|2.3.1
MSA|AA|1412199415701
```

8.1.2 Create Patient – HL7v3

Example 89: HL7v3 Create Patient Root Element

interactionId's extension field: PRPA_IN201301UV02

```
<ns1:PRPA_IN201301UV02 xmlns:ns1="urn:h17-org:v3" ITSVersion="XML_1.0">
  INSERT MESSAGE HEADER
  INSERT PAYLOAD
</ns1:PRPA_IN201301UV02>
```

8.1.2.1 Inbound Message Structure

The following elements are required in this specific order:

1. controlActProcess
2. controlActProcess.code
3. controlActProcess.authorOrPerformer
4. controlActProcess.authorOrPerformer.assignedPerson
5. controlActProcess.authorOrPerformer.assignedPerson.assignedPerson
6. controlActProcess.authorOrPerformer.assignedPerson.assignedPerson.name
7. controlActProcess.subject
8. controlActProcess.subject.registrationEvent
9. controlActProcess.subject.registrationEvent.id

10. controlActProcess.subject.registrationEvent.statusCode
11. controlActProcess.subject.registrationEvent.subject1
12. controlActProcess.subject.registrationEvent.subject1.patient
13. controlActProcess.subject.registrationEvent.subject1.patient.id
14. controlActProcess.subject.registrationEvent.subject1.patient.statusCode
15. controlActProcess.subject.registrationEvent.subject1.patient.veryImportantPersonCode



Warning

The VIP flag submitted in `veryImportantPersonCode` has no effect on matching algorithms and is not displayed in the user interface. However, this flag can be deleted without any impact on the patient's demographic data. It is therefore highly recommended not to use pseudonymized data for patients who have been assigned the VIP flag.

In case you use pseudonymized data, there is a risk of erroneously matching the wrong patients. To prevent this, please follow these instructions:

- Use unique pseudonymized data for every VIP patient.
- Use pseudonymized data that does not match any natural person.
- Be aware that the pseudonymized data will not be changed to the original data when deleting the VIP flag.

16. controlActProcess.subject.registrationEvent.subject1.patient.patientPerson
17. controlActProcess.subject.registrationEvent.subject1.patient.patientPerson.name
18. controlActProcess.subject.registrationEvent.subject1.patient.patientPerson.name.given
19. controlActProcess.subject.registrationEvent.subject1.patient.patientPerson.name.family
20. controlActProcess.subject.registrationEvent.subject1.patient.patientPerson.administrativeGenderCode
21. controlActProcess.subject.registrationEvent.subject1.patient.patientPerson.birthTime
22. controlActProcess.subject.registrationEvent.subject1.patient.providerOrganization
23. controlActProcess.subject.registrationEvent.subject1.patient.providerOrganization.id
24. controlActProcess.subject.registrationEvent.subject1.patient.providerOrganization.contactParty
25. controlActProcess.subject.registrationEvent.custodian
26. controlActProcess.subject.registrationEvent.custodian.assignedEntity
27. controlActProcess.subject.registrationEvent.custodian.id
28. controlActProcess.subject.registrationEvent.custodian.assignedOrganization
29. controlActProcess.subject.registrationEvent.custodian.assignedOrganization.name
30. controlActProcess.subject.registrationEvent.custodian.assignedOrganization.delimiter

Example 90: HL7v3 Create Patient Payload

```
<ns1:controlActProcess classCode="CACT" moodCode="EVN">
  <ns1:code xmlns:xsi="http://www.w3.org/2001/XMLSchema-instance" xsi:type="ns1:CD"
    code="PRPA_TE201301UV02"/>
  <ns1:authorOrPerformer typeCode="AUT">
    <ns1:assignedPerson classCode="ASSIGNED">
      <ns1:assignedPerson classCode="PSN" determinerCode="INSTANCE">
        <ns1:name xmlns:xsi="http://www.w3.org/2001/XMLSchema-instance" xsi:type="ns1:EN"
          ">
          <ns1:prefix>Dr.</ns1:prefix>
          <ns1:given>Vorname</ns1:given>
          <ns1:family>Nachname</ns1:family>
          <ns1:suffix>Jr.</ns1:suffix>
        </ns1:name>
      </ns1:assignedPerson>
    </ns1:assignedPerson>
  </ns1:authorOrPerformer>
  <ns1:subject typeCode="SUBJ" contextConductionInd="false">
    <ns1:registrationEvent classCode="REG" moodCode="EVN">
      <ns1:id xmlns:xsi="http://www.w3.org/2001/XMLSchema-instance" xsi:type="ns1:II"
        nullFlavor="NA"/>
      <ns1:statusCode code="active"/>
    </ns1:registrationEvent>
  </ns1:subject>
</ns1:controlActProcess>
```

```

    <ns1:subject1 typeCode="SBJ">
      <ns1:patient classCode="PAT">
        <ns1:id xmlns:xsi="http://www.w3.org/2001/XMLSchema-instance" xsi:type="ns1:
II"
          root="1.3.6.1.4.1.21367.13.20.262"
          extension="williamWaltersIcoserve655278204663014"
          assigningAuthorityName="EHR_ITH icoserve_2019"/>
        <ns1:statusCode code="active"/>
        <ns1:veryImportantPersonCode code="VIP"/>
        <ns1:patientPerson classCode="PSN" determinerCode="INSTANCE">
          <ns1:name xmlns:xsi="http://www.w3.org/2001/XMLSchema-instance" xsi:type="
ns1:PN">
            <ns1:given>WILLIAM</ns1:given>
            <ns1:family>WALTERS</ns1:family>
          </ns1:name>
          <ns1:administrativeGenderCode code="M"/>
          <ns1:birthTime xmlns:xsi="http://www.w3.org/2001/XMLSchema-instance" xsi:
type="ns1:TS"
            value="19550505"/>
          <ns1:deceasedInd xmlns:xsi="http://www.w3.org/2001/XMLSchema-instance" xsi
:type="ns1:BL"
            value="false"/>
          <ns1:addr xmlns:xsi="http://www.w3.org/2001/XMLSchema-instance" xsi:type="
ns1:AD">
            <ns1:city>ST. LOUIS</ns1:city>
            <ns1:state>MO</ns1:state>
            <ns1:postalCode>63110</ns1:postalCode>
            <ns1:streetName>3900 FLORA PL</ns1:streetName>
          </ns1:addr>
        </ns1:patientPerson>
        <ns1:providerOrganization classCode="ORG" determinerCode="INSTANCE">
          <ns1:id xmlns:xsi="http://www.w3.org/2001/XMLSchema-instance" xsi:type="ns
1:II"
            root="1.3.6.1.4.1.21367.13.20.262"/>
          <ns1:contactParty classCode="CON">
            <ns1:telecom xmlns:xsi="http://www.w3.org/2001/XMLSchema-instance" xsi:
type="ns1:TEL"
              value="http://www.ith-icoserve.com"
              use="PUB"/>
          </ns1:contactParty>
        </ns1:providerOrganization>
      </ns1:patient>
    </ns1:subject1>
    <ns1:custodian typeCode="CST">
      <ns1:assignedEntity classCode="ASSIGNED">
        <ns1:id xmlns:xsi="http://www.w3.org/2001/XMLSchema-instance" xsi:type="ns1:
II"
          root="1.3.6.1.4.1.21367.13.50.300222"/>
        <ns1:assignedOrganization classCode="ORG" determinerCode="INSTANCE">
          <ns1:name xmlns:xsi="http://www.w3.org/2001/XMLSchema-instance" xsi:type="
ns1:EN">
            <ns1:delimiter>1.3.6.1.4.1.21367.13.50.300222</ns1:delimiter>
          </ns1:name>
        </ns1:assignedOrganization>
      </ns1:assignedEntity>
    </ns1:custodian>
  </ns1:registrationEvent>
</ns1:subject>
</ns1:controlActProcess>

```

8.1.2.2 Outbound Message Structure

See [Section 1.2.2](#).

8.2 Update Patient

8.2.1 Update Patient – HL7v2

The following HL7 messages can be received and processed in order to update a patient:

- > ADT-A01
- > ADT-A04
- > ADT-A05
- > ADT-A08
- > ADT-A28
- > ADT-A31



Note

Despite the different trigger events (admit, update etc.) eHealth Solutions processes the received patient data identically: it always checks whether the given patient already exists in another domain. If so, the patient data is compared/linked. Only when no equivalent patient exists a new patient is created.

8.2.1.1 Message Structure

This section provides an overview and description of the message structure of the transaction [Update Patient](#).

Table 84: List of Segments – Update Patient

Segment	Description
MSH	Message Header
MSH-9-1	The message type must be ADT .
MSH-9-2	The trigger event must be A01, A04, A05, A08, A28 or A31 .
UAC	User Authentication Credential. The trigger event must be A01 or A08 .
CON	Consent Information
EVN	Event Information
IN1	Patient Insurance Information
PID	Patient Information
ROL	Role
PV1	Patient Visit Information
PV1-2	The Patient Class should be N .

MSH Segment

The HL7 MSH segment is present in every HL7 message type and defines the message's source, purpose, destination, and certain syntax specifics like delimiters (separator characters) and character sets. It is always the first segment in the HL7 message, with the only exception being HL7 batch messages.

EVN Segment

The EVN segment is used to communicate necessary trigger event information to receiving applications and specifies the type of event contained within the message.

IN1 Segment

The IN1 segment is used to transmit information about the paying body of the health services received

by the patient. This could be an insurance or the patient himself. The segment is optional. However, once it is used, the fields marked with *Conditionally Required* are mandatory.

••• PID Segment

The PID segment contains the relevant patient data.

••• ROL Segment

The ROL segment is used to transmit the family doctor. Please refer to [Section 1.1.5.8](#) for further information on the ROL segment.

••• PV1 Segment

The PV1 segment is used by Registration/ADT applications to communicate information on a visit-specific basis. For the [Merge Patients](#) transaction, it is sufficient to fill the PV1-2 field.

••• CON Segment

The CON segment contains information on patient declarations, such as consents or opt-outs.

••• UAC Segment

The User Authentication Credential (UAC) segment is used to create, update or deactivate the user account of a patient if sent in combination with an ADT-01 or an ADT-08 message as trigger event. Note that the phone number and the e-mail address have to be submitted as described in the field description of PID-13 (see [Section 1.1.5.3](#)). Please refer to [Section 1.1.5.7](#) for further information on the UAC segment.

8.2.1.2 Field Overview

The data required for the MSH segment can be seen in [Table 2](#), those for PID in [Table 4](#) and those for IN1 in [Table 7](#). For more information on the UAC and the ROL segment, please refer to [Table 8](#) and [Table 9](#). These are the relevant fields of the other segments:

••• ROL-2

The action field is used to update the family doctor. The following options are available: **DE**, **UN**, and **UP**.

••• ROL-3-1

This field has to contain the text **PP**. Other codes are not recognized by eHealth Solutions.

••• ROL-4-1

ID number. To update the family doctor, this field is required by eHealth Solutions. It has to contain an HPD ID (e.g., GLN, UID) that can be prefixed with: **urn:gln**, **urn:uid** and **urn:oid**.

••• ROL-4-9

Assigning Authority. To update the family doctor, this field is required by eHealth Solutions. It has to contain the assigning authority of the physician's ID.

••• UAC-1-1

Type of the data submitted in field UAC-2-5. eHealth Solutions limits it to JWT in the context of [Patient Administration](#).

••• UAC-2-4

The type of encoding of the data specified in field UAC-2-5. The following options are available: Base64 or A / plain (plain is not recommended).

••• UAC-2-5

Data to be sent. eHealth Solutions limits it to JWT in the context of [Patient Administration](#). For further details, refer to chapter *Automation Service* in the eHealth Solutions *Interface Manual*.

- CON-1
Set ID: Identifies the segment instance within the message.
- CON-2
Consent Type: Describes the service the subject has consented to.
- CON-3
Consent Form ID and Version: Identifies the template and version used for the declaration. Possible values are **SUBMIT_ONLY**, **QUERY_ONLY**, **QUERY_SUBMIT** and custom values as defined in the configuration. The field is required if CON-11 has the value **A**, otherwise it is obsolete.
- CON-11
Consent Status: Indicates whether the subject consents or does not consent to the service. Possible values are **A** for "active" (mandatory in "create"-type messages) and **R** for "refused" (only possible in "update"-type messages).
- CON-15
Consent End Date/Time: Indicates when the declaration becomes or has become ineffective. The field is required if CON-11 has the value **A**, otherwise it is obsolete.
- CON-24
Consenter ID: ID of the individual concerned by the declaration. Currently not processed by eHealth Solutions but required by the standard.
- CON-25
Relationship to Subject: Relationship of the consenter to the subject. Currently not processed by eHealth Solutions but required by the standard.
- EVN-2
Recorded Date/Time: Time at which the notification has been recorded in the system.
- EVN-5
Operator ID: Identifies the individual that triggered the visit notification (used for logging purposes). In patient admissions, the treating physician should be entered here. Note that the field is mandatory in an ELGA environment (Austria only). Repetitions cannot be processed by eHealth Solutions.
- EVN-7
Event Facility (only supported for Version 2.4 and higher): This field is only processed when PID-34 is empty.
- PV1-2
Patient Class: Determines the type of patient visit. The field should have the value **N** for "not applicable".

Table 85: Fields Relevant for the Update Patient Transaction

HL7-Path	Name	Repeatable	Presence
ROL-2	ID	No	Required
ROL-3-1	ST	No	Required
ROL-4-1	ST	No	Required
ROL-4-9	HD	No	Required
UAC-1-1	ST	No	Conditionally Required
UAC-2-4	ID	No	Conditionally Required
UAC-2-5	ST	No	Conditionally Required
CON-1	Set ID	No	Required
CON-2	Consent Type	No	Required

Table 85: Fields Relevant for the Update Patient Transaction 

HL7-Path	Name	Repeatable	Presence
CON-3	Consent Form ID and Version	No	Conditionally required
CON-11	Consent Status	No	Required
CON-15	Consent End Date/Time	No	Conditionally required
CON-24	Consenter ID	Yes	Required
CON-25	Relationship to Subject	Yes	Required
EVN-2	Recorded Date/Time	No	Not processed
EVN-5	Operator ID	Yes, but without effect	Conditionally Required
EVN-7	Event Facility	No	Optional
PV1-2	Patient Class	No	Required

**Note**

The entire EVN segment is conditionally required when user account creation is enabled in the eHealth Solutions configuration and the customer provides a CON segment.

Example 91: HL7v2 Update Patient**Submission:**

```
MSH|^~\&|ITEH^1.1.2.1.1^ISO|ITEH^1.1.2^ISO|QUA^1.1.1.1.1^ISO|QUA^1.1.1^ISO|20141001234455||
  ADT^A08|1412199893935|P|2.3.1
UAC|JWT|^application^^^JWT_TOKEN
EVN||20141001234455|||12345^FamilyName^FirstName^^^^&1.1.1.1.3&ISO^L^^PN
PID|||1412199894037^^&1.3.6.1.4.1.21367.2010.2.1.419&ISO^PI~23649402402049^^NATIONAL
  SOCIAL SECURITY ASSOCIATION&1.3.6.1.4.1.9784.999200.2.1&ISO^SS||NOLL^Levi
  ||19370310234454|U
ROL||UP|PP|123456^^^^^^&1.1.11.12.13&ISO^^^DN
PV1||N
CON|1||QUERY_ONLY|||||A||19981004010159+0100|20281004010159+0100|||||LASTNAME^
  FIRSTNAME|123^Some Identifier
```

Response:

```
MSH|^~\&|QUA^1.1.1.1.1^ISO|QUA^1.1.1^ISO|ITEH^1.1.2.1.1^ISO|ITEH^1.1.2^ISO|20141001234455||
  ACK^A08|1412199895764279|P|2.3.1
MSA|AA|1412199893935
```

8.2.2 Update Patient – HL7v3**Example 92: HL7v3 Update Patient Root Element**

interactionId's extension field=PRPA_IN201302UV02

```
<ns1:PRPA_IN201302UV02 xmlns:ns1="urn:h17-org:v3" ITSVersion="XML_1.0">
  INSERT MESSAGE HEADER
  INSERT PAYLOAD
</ns1:PRPA_IN201302UV02>
```

8.2.2.1 Inbound Message Structure

The following elements are required in this specific order:

1. controlActProcess
2. controlActProcess.code
3. controlActProcess.authorOrPerformer

4. controlActProcess.authorOrPerformer.assignedPerson
5. controlActProcess.authorOrPerformer.assignedPerson.assignedPerson
6. controlActProcess.authorOrPerformer.assignedPerson.assignedPerson.name
7. controlActProcess.subject
8. controlActProcess.subject.registrationEvent
9. controlActProcess.subject.registrationEvent.id
10. controlActProcess.subject.registrationEvent.statusCode
11. controlActProcess.subject.registrationEvent.subject1
12. controlActProcess.subject.registrationEvent.subject1.patient
13. controlActProcess.subject.registrationEvent.subject1.patient.id
14. controlActProcess.subject.registrationEvent.subject1.patient.statusCode
15. controlActProcess.subject.registrationEvent.subject1.patient.veryImportantPersonCode



Warning

The VIP flag submitted in `veryImportantPersonCode` has no effect on matching algorithms and is not displayed in the user interface. However, this flag can be deleted without any impact on the patient's demographic data. It is therefore highly recommended not to use pseudonymized data for patients who have been assigned the VIP flag. In case you use pseudonymized data, there is a risk of erroneously matching the wrong patients. To prevent this, please follow these instructions:

- Use unique pseudonymized data for every VIP patient.
- Use pseudonymized data that does not match any natural person.
- Be aware that the pseudonymized data will not be changed to the original data when deleting the VIP flag.

16. controlActProcess.subject.registrationEvent.subject1.patient.patientPerson
17. controlActProcess.subject.registrationEvent.subject1.patient.patientPerson.name
18. controlActProcess.subject.registrationEvent.subject1.patient.patientPerson.name.given
19. controlActProcess.subject.registrationEvent.subject1.patient.patientPerson.name.family
20. controlActProcess.subject.registrationEvent.subject1.patient.patientPerson.administrativeGenderCode
21. controlActProcess.subject.registrationEvent.subject1.patient.patientPerson.deceasedInd
22. controlActProcess.subject.registrationEvent.subject1.patient.providerOrganization
23. controlActProcess.subject.registrationEvent.subject1.patient.providerOrganization.id
24. controlActProcess.subject.registrationEvent.subject1.patient.providerOrganization.contactParty
25. controlActProcess.subject.registrationEvent.custodian
26. controlActProcess.subject.registrationEvent.custodian.assignedEntity
27. controlActProcess.subject.registrationEvent.custodian.id
28. controlActProcess.subject.registrationEvent.custodian.assignedOrganization
29. controlActProcess.subject.registrationEvent.custodian.assignedOrganization.name
30. controlActProcess.subject.registrationEvent.custodian.assignedOrganization.delimiter

Example 93: HL7v3 Update Patient Payload

```
<ns1:controlActProcess classCode="CACT" moodCode="EVN">
  <ns1:code xmlns:xsi="http://www.w3.org/2001/XMLSchema-instance" xsi:type="ns1:CD"
    code="PRPA_TE201302UV02"/>
  <ns1:authorOrPerformer typeCode="AUT">
    <ns1:assignedPerson classCode="ASSIGNED">
      <ns1:assignedPerson classCode="PSN" determinerCode="INSTANCE">
        <ns1:name xmlns:xsi="http://www.w3.org/2001/XMLSchema-instance" xsi:type="ns1:EN
          ">
          <ns1:prefix>Dr.</ns1:prefix>
          <ns1:given>Vorname</ns1:given>
          <ns1:family>Nachname</ns1:family>
          <ns1:suffix>Jr.</ns1:suffix>
        </ns1:name>
      </ns1:assignedPerson>
    </ns1:authorOrPerformer>
  </ns1:controlActProcess>
```

```

</ns1:assignedPerson>
</ns1:authorOrPerformer>
<ns1:subject typeCode="SUBJ" contextConductionInd="false">
  <ns1:registrationEvent classCode="REG" moodCode="EVN">
    <ns1:id xmlns:xsi="http://www.w3.org/2001/XMLSchema-instance" xsi:type="ns1:II"
      nullFlavor="NA"/>
    <ns1:statusCode code="active"/>
    <ns1:subject1 typeCode="SBJ">
      <ns1:patient classCode="PAT">
        <ns1:id xmlns:xsi="http://www.w3.org/2001/XMLSchema-instance"
          xsi:type="ns1:PRPA_MT201302UV02.Patient.id"
          root="1.3.6.1.4.1.21367.13.20.262"
          extension="alyssaIcoserve12345671"
          assigningAuthorityName="EHR_ITH icoserve_2019"/>
        <ns1:statusCode xmlns:xsi="http://www.w3.org/2001/XMLSchema-instance"
          xsi:type="ns1:PRPA_MT201302UV02.Patient.statusCode"
          code="active"/>
        <ns1:veryImportantPersonCode code="VIP"/>
        <ns1:patientPerson xmlns:xsi="http://www.w3.org/2001/XMLSchema-instance"
          xsi:type="ns1:PRPA_MT201302UV02.Patient.patientPerson"
          classCode="PSN"
          determinerCode="INSTANCE">
          <ns1:name xsi:type="ns1:PN">
            <ns1:given>ALICE</ns1:given>
            <ns1:family>EHR_ITH icoserve_2019</ns1:family>
          </ns1:name>
          <ns1:administrativeGenderCode code="F"/>
          <ns1:birthTime xsi:type="ns1:TS" value="19710701"/>
          <ns1:deceasedInd xsi:type="ns1:BL" value="false"/>
          <ns1:addr xsi:type="ns1:AD">
            <ns1:country>AT</ns1:country>
            <ns1:city>Innsbruck</ns1:city>
            <ns1:state>Tirol</ns1:state>
            <ns1:postalCode>6020</ns1:postalCode>
            <ns1:streetName>Innrain 98</ns1:streetName>
          </ns1:addr>
        </ns1:patientPerson>
        <ns1:providerOrganization classCode="ORG" determinerCode="INSTANCE">
          <ns1:id xmlns:xsi="http://www.w3.org/2001/XMLSchema-instance" xsi:type="ns
1:II"
            root="1.3.6.1.4.1.21367.13.20.262"/>
          <ns1:contactParty classCode="CON">
            <ns1:telecom xmlns:xsi="http://www.w3.org/2001/XMLSchema-instance" xsi:
type="ns1:TEL"
              value="http://www.ith-icoserve.com"
              use="PUB"/>
            </ns1:contactParty>
          </ns1:providerOrganization>
        </ns1:patient>
      </ns1:subject1>
      <ns1:custodian typeCode="CST">
        <ns1:assignedEntity classCode="ASSIGNED">
          <ns1:id xmlns:xsi="http://www.w3.org/2001/XMLSchema-instance" xsi:type="ns1:
II"
            root="1.3.6.1.4.1.21367.13.50.300222"/>
          <ns1:assignedOrganization classCode="ORG" determinerCode="INSTANCE">
            <ns1:name xmlns:xsi="http://www.w3.org/2001/XMLSchema-instance" xsi:type="
ns1:EN">
              <ns1:delimiter>1.3.6.1.4.1.21367.13.50.300222</ns1:delimiter>
            </ns1:name>
          </ns1:assignedOrganization>
        </ns1:assignedEntity>
      </ns1:custodian>
    </ns1:registrationEvent>
  </ns1:subject>

```

```
</ns1:controlActProcess>
```

8.2.2.2 Outbound Message Structure

See [Section 1.2.2](#).

8.3 Merge Patients

8.3.1 Merge Patients – HL7v2

The following HL7 messages can be received and processed in order to merge patients:

- ADT A34
- ADT A39
- ADT A40
- ADT A41
- ADT A42
- ADT A43
- ADT A47

The MPI provides the ability to merge (combine) two patients into one resulting patient. One of those patients is the “surviving/dominant” patient, while the other one is “deleted/recessive”. The MPI adds all patient identifiers (e.g., local identifier, social security numbers, ...) of the recessive patient to the dominant patient. In the final step the recessive patient is deprecated, rendering it inaccessible by clients. The dominant patient is then updated in eHealth Solutions, it is thus highly recommended to transmit the full patient data in the PID segment.

The following scenarios can occur when merging patients:

- If both the dominant and recessive patient is not known to the MPI, it will not take action. A success response is returned.
- If only the recessive patient is not known to the MPI, it will not take action. A success response is returned
- If only the dominant patient ID is not known to the MPI, the Merge Patient transaction is ignored; the MPI performs a Replace Identifier transaction instead. This results in the recessive patient ID being swapped with the dominant patient ID, and is not an error.
- If both the dominant and recessive patients are known to the MPI, the merge is performed as intended.



Note

In order to avoid an unwanted Replace Identifier transaction, it is highly recommended to register and/or update the relevant patients beforehand.

8.3.1.1 Message Structure

This section provides an overview and description of the message structure of the transaction **Merge Patient**.

Table 86: Merge Patient Segments

Segment	Description
MSH	Message Header
MSH-9-1	The message type must be ADT
MSH-9-2	The trigger event must be A34, A39, A40, A41, A42, A43 or A47
EVN	Event Information
IN1	Patient Insurance Information
MRG	Merge Patient Information
PID	Patient Information
PV1	Patient Visit Information
PV1-2	The Patient Class should be N.

MSH Segment

The HL7 MSH segment is present in every HL7 message type and defines the message's source, purpose, destination, and certain syntax specifics like delimiters (separator characters) and character sets. It is always the first segment in the HL7 message, with the only exception being HL7 batch messages.

EVN Segment

The EVN segment is used to communicate necessary trigger event information to receiving applications and specifies the type of event contained within the message.

IN1 Segment

The IN1 segment is used to transmit information about the paying body of the health services received by the patient. This could be an insurance or the patient himself. The segment is optional. However, once it is used, the fields marked with *Conditionally Required* are mandatory.

PID Segment

The PID segment contains the relevant patient data.

MRG Segment

The MRG segment is used to specify the patient dataset to be merged.

PV1 Segment

The PV1 segment is used by Registration/ADT applications to communicate information on a visit-specific basis. For the **Merge Patients** transaction, it is sufficient to fill the PV1-2 field.

8.3.1.2 Field Overview

The data required for the MSH segment can be seen in [Table 2](#), those for PID in [Table 4](#) and those for IN1 in [Table 7](#). These are the relevant fields of the other segments:

EVN-2

Recorded Date/Time: Time at which the notification has been recorded in the system.

EVN-5

Operator ID: Identifies the individual that triggered the visit notification (used for logging purposes). In patient admissions, the treating physician should be entered here. Note that the field is mandatory in an ELGA environment (Austria only). Repetitions cannot be processed by eHealth Solutions.

EVN-7

Event Facility (only supported for Version 2.4 and higher): This field is only processed when PID-34 is empty.

•• PV1-2

Patient Class: Determines the type of patient visit. The field should have the value **N** for “not applicable”.

•• MRG-1

Prior Patient Identifier List: List of all Patient IDs of the recessive patient. The structure of this field corresponds to that of PID-3 (*Patient Identifier List*). For a valid transaction it is sufficient to provide one Source Patient Identifier. Regional identifiers such as social security numbers should not be used since they will be ignored by eHealth Solutions.

•• MRG-3

Prior Patient Account Number: Account Number of the recessive patient. The structure of this field corresponds to that of PID-18 (*Patient Account Number*).

•• MRG-7

Prior Patient Name List: Name of the recessive patient. Values given in this field are used for logging purposes.

Table 87: Fields Relevant for the Merge Patients Transaction

HL7-Path	Name	Repeatable	Presence
EVN-2	Recorded Date/Time	No	Not processed
EVN-5	Operator ID	Yes, but without effect	Conditionally Required
EVN-7	Event Facility	No	Optional
PV1-2	Patient Class	No	Required
MRG-1	Patient Identifier List	Yes	Required
MRG-3	Prior Patient Account Number	No	Optional
MRG-7	Prior Patient Name List	Yes	Optional



Note

The entire EVN segment is conditionally required when user account creation is enabled in the eHealth Solutions configuration and the customer provides a CON segment.

Example 94:

Submission:

```
MSH|^~\&|ITEH^1.1.2.1.1^ISO|ITEH^1.1.2^ISO|QUA^1.1.1.1.1^ISO|QUA^1.1.1^ISO|20141001235158||
ADT^A40|1412200317060|P|2.3.1
EVN||20141001235158|||^unknown
PID|||1412200317139^^^&1.1.1.1.3&ISO^PI~648786472101230541^^^NATIONAL SOCIAL SECURITY
ASSOCIATION&1.3.6.1.4.1.9784.999200.2.1&ISO^SS||ROSARIO^Carlo||18770926235157|M
MRG|1412200318179^^^&1.1.1.1.3&ISO^PI~2569605884678423^^^NATIONAL SOCIAL SECURITY
ASSOCIATION&1.3.6.1.4.1.9784.999200.2.1&ISO^SS
```

Response:

```
MSH|^~\&|QUA^1.1.1.1.1^ISO|QUA^1.1.1^ISO|ITEH^1.1.2.1.1^ISO|ITEH^1.1.2^ISO|20141001235159||
ACK^A40|1412200319353285|P|2.3.1
MSA|AA|1412200317060
```

8.3.2 Merge Patients – HL7v3

Example 95: HL7v3 Merge Patient Root Element

interactionId's extension field: PRPA_IN201304UV02

```
<ns1:PRPA_IN201304UV02 xmlns:ns1="urn:h17-org:v3" ITSVersion="XML_1.0">
  INSERT MESSAGE HEADER
  INSERT PAYLOAD
</ns1:PRPA_IN201304UV02>
```

8.3.2.1 Inbound Message Structure

The following elements are required in this specific order:

1. controlActProcess
2. controlActProcess.code
3. controlActProcess.authorOrPerformer
4. controlActProcess.authorOrPerformer.assignedPerson
5. controlActProcess.authorOrPerformer.assignedPerson.assignedPerson
6. controlActProcess.authorOrPerformer.assignedPerson.assignedPerson.name
7. controlActProcess.subject
8. controlActProcess.subject.registrationEvent
9. controlActProcess.subject.registrationEvent.id
10. controlActProcess.subject.registrationEvent.statusCode
11. controlActProcess.subject.registrationEvent.subject1
12. controlActProcess.subject.registrationEvent.subject1.patient
13. controlActProcess.subject.registrationEvent.subject1.patient.id
14. controlActProcess.subject.registrationEvent.subject1.patient.statusCode
15. controlActProcess.subject.registrationEvent.subject1.patient.patientPerson
16. controlActProcess.subject.registrationEvent.subject1.patient.patientPerson.name
17. controlActProcess.subject.registrationEvent.subject1.patient.patientPerson.name.given
18. controlActProcess.subject.registrationEvent.subject1.patient.patientPerson.name.family
19. controlActProcess.subject.registrationEvent.subject1.patient.patientPerson.administrativeGenderCode
20. controlActProcess.subject.registrationEvent.subject1.patient.patientPerson.deceasedInd
21. controlActProcess.subject.registrationEvent.subject1.patient.providerOrganization
22. controlActProcess.subject.registrationEvent.subject1.patient.providerOrganization.id
23. controlActProcess.subject.registrationEvent.subject1.patient.providerOrganization.contactParty
24. controlActProcess.subject.registrationEvent.custodian
25. controlActProcess.subject.registrationEvent.custodian.assignedEntity
26. controlActProcess.subject.registrationEvent.custodian.id
27. controlActProcess.subject.registrationEvent.custodian.assignedOrganization
28. controlActProcess.subject.registrationEvent.custodian.assignedOrganization.name
29. controlActProcess.subject.registrationEvent.custodian.assignedOrganization.delimiter

Example 96: HL7v3 Merge Patient Payload

```
<ns1:controlActProcess classCode="CACT" moodCode="EVN">
  <ns1:code xmlns:xsi="http://www.w3.org/2001/XMLSchema-instance" xsi:type="ns1:CD"
    code="PRPA_TE201304UV02"/>
  <ns1:authorOrPerformer typeCode="AUT">
    <ns1:assignedPerson classCode="ASSIGNED">
      <ns1:assignedPerson classCode="PSN" determinerCode="INSTANCE">
        <ns1:name xmlns:xsi="http://www.w3.org/2001/XMLSchema-instance" xsi:type="ns1:EN
          ">
          <ns1:prefix>Dr.</ns1:prefix>
          <ns1:given>Vorname</ns1:given>
          <ns1:family>Nachname</ns1:family>
          <ns1:suffix>Jr.</ns1:suffix>
        </ns1:name>
```

```

</ns1:assignedPerson>
</ns1:assignedPerson>
</ns1:authorOrPerformer>
<ns1:subject typeCode="SUBJ" contextConductionInd="false">
  <ns1:registrationEvent classCode="REG" moodCode="EVN">
    <ns1:id xmlns:xsi="http://www.w3.org/2001/XMLSchema-instance" xsi:type="ns1:II"
      nullFlavor="NA"/>
    <ns1:statusCode code="active"/>
    <ns1:subject1 typeCode="SBJ">
      <ns1:patient classCode="PAT">
        <ns1:id xmlns:xsi="http://www.w3.org/2001/XMLSchema-instance" xsi:type="ns1:
II"
          root="1.3.6.1.4.1.21367.13.20.262"
          extension="alyssaIcoserve12345671"
          assigningAuthorityName="EHR_ITH icoserve_2019"/>
        <ns1:statusCode code="active"/>
        <ns1:patientPerson classCode="PSN" determinerCode="INSTANCE">
          <ns1:name xmlns:xsi="http://www.w3.org/2001/XMLSchema-instance" xsi:type="
ns1:PN">
            <ns1:given>ALICE</ns1:given>
            <ns1:family>EHR_ITH icoserve_2019</ns1:family>
          </ns1:name>
          <ns1:administrativeGenderCode code="F"/>
          <ns1:birthTime xmlns:xsi="http://www.w3.org/2001/XMLSchema-instance" xsi:
type="ns1:TS"
            value="19710701"/>
          <ns1:deceasedInd xmlns:xsi="http://www.w3.org/2001/XMLSchema-instance" xsi:
:type="ns1:BL"
            value="false"/>
          <ns1:addr xmlns:xsi="http://www.w3.org/2001/XMLSchema-instance" xsi:type="
ns1:AD">
            <ns1:country>AT</ns1:country>
            <ns1:city>Innsbruck</ns1:city>
            <ns1:state>Tirol</ns1:state>
            <ns1:postalCode>6020</ns1:postalCode>
            <ns1:streetName>Innrain 98</ns1:streetName>
          </ns1:addr>
        </ns1:patientPerson>
        <ns1:providerOrganization classCode="ORG" determinerCode="INSTANCE">
          <ns1:id xmlns:xsi="http://www.w3.org/2001/XMLSchema-instance" xsi:type="ns
1:II"
            root="1.3.6.1.4.1.21367.13.20.262"/>
          <ns1:contactParty classCode="CON">
            <ns1:telecom xmlns:xsi="http://www.w3.org/2001/XMLSchema-instance" xsi:
type="ns1:TEL"
              value="http://www.ith-icoserve.com"
              use="PUB"/>
          </ns1:contactParty>
        </ns1:providerOrganization>
      </ns1:patient>
    </ns1:subject1>
    <ns1:custodian typeCode="CST">
      <ns1:assignedEntity classCode="ASSIGNED">
        <ns1:id xmlns:xsi="http://www.w3.org/2001/XMLSchema-instance" xsi:type="ns1:
II"
          root="1.3.6.1.4.1.21367.13.50.300222"/>
        <ns1:assignedOrganization classCode="ORG" determinerCode="INSTANCE">
          <ns1:name xmlns:xsi="http://www.w3.org/2001/XMLSchema-instance" xsi:type="
ns1:EN">
            <ns1:delimiter>1.3.6.1.4.1.21367.13.50.300222</ns1:delimiter>
          </ns1:name>
        </ns1:assignedOrganization>
      </ns1:assignedEntity>
    </ns1:custodian>
    <ns1:replacementOf typeCode="RPLC">

```

```

        <ns1:priorRegistration classCode="REG" moodCode="EVN">
          <ns1:statusCode code="obsolete"/>
          <ns1:subject1 typeCode="SBJ">
            <ns1:priorRegisteredRole classCode="PAT">
              <ns1:id xmlns:xsi="http://www.w3.org/2001/XMLSchema-instance" xsi:type
="ns1:II"
                root="1.3.6.1.4.1.21367.13.20.262"
                extension="aliceMaidenIcoserve12345671"
                assigningAuthorityName="EHR_ITH_icoserve_2019"/>
            </ns1:priorRegisteredRole>
          </ns1:subject1>
        </ns1:priorRegistration>
      </ns1:replacementOf>
    </ns1:registrationEvent>
  </ns1:subject>
</ns1:controlActProcess>

```

8.3.2.2 Outbound Message Structure

See [Section 1.2.2](#).

8.4 Link Patients

8.4.1 Link Patients – HL7v2

This transaction is used to link a Local Patient to a Master Patient. The following HL7 messages can be received and processed in order to execute this transaction:

➤ ADT-A24

8.4.1.1 Message Structure

This section provides an overview and description of the message structure of the transaction **Link Patients**.

Table 88: Link Patient Segments

Segment	Description
MSH	Message Header
MSH-9-1	The message type must be ADT
MSH-9-2	The trigger event must be A24
EVN	Event Information
PID	Patient Information

⋮ MSH Segment

The HL7 MSH segment is present in every HL7 message type and defines the message's source, purpose, destination, and certain syntax specifics like delimiters (separator characters) and character sets. It is always the first segment in the HL7 message, with the only exception being HL7 batch messages.

⋮ EVN Segment

The EVN segment is used to communicate necessary trigger event information to receiving applications and specifies the type of event contained within the message.

⋮ PID Segment

The PID segment contains the relevant patient data.

8.4.1.2 Field Overview

The data required for the MSH segment can be seen in [Table 2](#), those for PID in [Table 4](#) and those for IN1 in [Table 7](#). These are the relevant fields of the other segments:

⋮ EVN-2

Recorded Date/Time: Time at which the notification has been recorded in the system.

⋮ EVN-5

Operator ID: Identifies the individual that triggered the visit notification (used for logging purposes). In patient admissions, the treating physician should be entered here. Note that the field is mandatory in an ELGA environment (Austria only). Repetitions cannot be processed by eHealth Solutions.

⋮ EVN-7

Event Facility (only supported for Version 2.4 and higher): This field is only processed when PID-34 is empty.

Table 89: Fields Relevant for the Link Patients Transaction

HL7-Path	Name	Repeatable	Presence
EVN-2	Recorded Date/Time	No	Not processed
EVN-5	Operator ID	Yes, but without effect	Conditionally Required
EVN-7	Event Facility	No	Optional

The PID Segment has to be placed twice in this message, as each occurrence refers to one patient to be linked. The first occurrence is always a Source Patient, the second can be either a Source or a Master Patient. Links are however always established to a Master Patient.



Warning

The *Link Patients* transaction must be exclusively used for establishing links between Source and Master Patients. Do not try to update patient data in the same go, as all changes other than the linkage will be ignored.



Warning

Also, be aware that this transaction establishes a “hard link” between the data sets and does not check for matching criteria. Therefore, the transaction must be applied with caution.

Example 97:

Submission:

```
MSH|^~\&|My Clinic ADT System^1.2.123.27.1974.165.12^ISO|My Local Clinic^1.2.123.27.1974^ISO
|eHealth Solutions MPI^1.1.234.1245.2^ISO|eHealth Solutions Affinity Domain
^1.1.234.1245^ISO|20180312132909.639+0100||ADT^A24^ADT_A24|c2997f5e-7027-4f57-acc8-f36a
625b2624|P|2.5||AL||UNICODE UTF-8
EVN||20180312132909.639+0100||userId5583^Warren^Karen^^^^^My Local Clinic&1.2.123.27.1974&
ISO^L^^^EN
PID||patientId4436^^^My Local Clinic&1.2.123.27.1974&ISO^PI||Doe^John^^^^^L
PID||patientId4316^^^My Local Clinic&1.2.123.27.1974&ISO^PI||Denver^John^^^^^L
```

8.5 Unlink Patients

8.5.1 Unlink Patients – HL7v2

This transaction is used to remove a link between a Local Patient and a Master Patient. The following HL7 messages can be received and processed in order to execute this transaction:

> ADT-A37

8.5.1.1 Message Structure

This section provides an overview and description of the message structure of the transaction **Unlink Patients**.

Table 90: Unlink Patient Segments

Segment	Description
MSH	Message Header
MSH-9-1	The message type must be ADT
MSH-9-2	The trigger event must be A37
EVN	Event Information
PID	Patient Information

⋮ MSH Segment

The HL7 MSH segment is present in every HL7 message type and defines the message's source, purpose, destination, and certain syntax specifics like delimiters (separator characters) and character sets. It is always the first segment in the HL7 message, with the only exception being HL7 batch messages.

⋮ EVN Segment

The EVN segment is used to communicate necessary trigger event information to receiving applications and specifies the type of event contained within the message.

⋮ PID Segment

The PID segment contains the relevant patient data.

8.5.1.2 Field Overview

The data required for the MSH segment can be seen in [Table 2](#), those for PID in [Table 4](#) and those for IN1 in [Table 7](#). These are the relevant fields of the other segments:

⋮ EVN-2

Recorded Date/Time: Time at which the notification has been recorded in the system.

⋮ EVN-5

Operator ID: Identifies the individual that triggered the visit notification (used for logging purposes). In patient admissions, the treating physician should be entered here. Note that the field is mandatory in an ELGA environment (Austria only). Repetitions cannot be processed by eHealth Solutions.

⋮ EVN-7

Event Facility (only supported for Version 2.4 and higher): This field is only processed when PID-34 is empty.

Table 91: Fields Relevant for the Unlink Patients Transaction

HL7-Path	Name	Repeatable	Presence
EVN-2	Recorded Date/Time	No	Not processed
EVN-5	Operator ID	Yes, but without effect	Conditionally Required
EVN-7	Event Facility	No	Optional

The PID Segment has to be placed twice in this message, as each occurrence refers to one patient to be unlinked. The first occurrence is always a Source Patient, the second can be either a Source or a Master Patient and must be present to conform to the HL7 standard. The link to be removed however always points to a Master Patient.

Example 98:

Submission:

```
MSH|^~\&|My Clinic ADT System^1.2.123.27.1974.165.12^ISO|My Local Clinic^1.2.123.27.1974^ISO
|eHealth Solutions MPI^1.1.234.1245.2^ISO|eHealth Solutions Affinity Domain
^1.1.234.1245^ISO|20180312133336.031+0100||ADT^A37^ADT_A37|06d50d88-7e4b-4884-a32c-259e0
a3705e4|P|2.5||AL||UNICODE UTF-8
EVN||20180312133336.031+0100||userId0241^Warren^Karen^^^^^My Local Clinic&1.2.123.27.1974&
ISO^L^^^EN
PID||patientId5795^^^My Local Clinic&1.2.123.27.1974&ISO^PI||Doe^John^^^^^L
PID||patientId5795^^^My Local Clinic&1.2.123.27.1974&ISO^PI||Doe^John^^^^^L
```

8.6 Master Patient Change

8.6.1 XAD-PID Change Notification – HL7v2

This transaction is used when a Local Patient is unlinked from their previous Master Patient (XAD-PID) and assigned to a new Master Patient (XAD-PID).

Trigger Event

- > ADT A43

Processing

- > **Inbound:** XDS Registry
- > **Outbound:** MPI

8.6.1.1 Message Structure

This section provides an overview and description of the message structure of the transaction **XAD-PID Change**.

Table 92: XAD-PID Change Segments

Segment	Description
MSH	Message Header
MSH-9-1	The message type must be ADT
MSH-9-2	The trigger event must be A43

Table 92: XAD-PID Change Segments 

Segment	Description
EVN	Event Information
PID	Patient Information
MRG	Merge Patient Information

MSH Segment

The HL7 MSH segment is present in every HL7 message type and defines the message's source, purpose, destination, and certain syntax specifics like delimiters (separator characters) and character sets. It is always the first segment in the HL7 message, with the only exception being HL7 batch messages.

EVN Segment

The EVN segment is used to communicate necessary trigger event information to receiving applications and specifies the type of event contained within the message.

PID Segment

The PID segment contains the relevant patient data.

MRG Segment

The MRG segment contains information relevant for the merging of patient data.

Field Overview

PID-3

The PID-3 Segment is repeated twice in this message; the first occurrence refers to the newly linked Master Patient (XAD-PID), effective immediately, while the second occurrence refers to the Local Patient whose Master Patient ID (XAD-PID) is being changed.

MRG-1

The MRG-1 Segment contains the old, i.e. previously linked, Master Patient ID (XAD-PID).

Example 99:

Submission:

```
MSH|^~\&|Test Sending Application^1.1.2.1.1|Test Sending Facility^1.1.2|Test Receiving
Application^1.1.1.1.1|Test Receiving Facility^1.1.1|201505051500||ADT^A43|127|P|2.3.1
EVN||201505051500||1234^Ford^Harrison^Jonathan^Jr.^Mr.^AAAAAAAAAAAAAAAA^PhD|201505051100
PID||1412199415782^^&1.1.1&ISO^PI~4564534^^&1.1.1.3.2&ISO^PI
MRG|1412200318179^^&1.1.2&ISO^PI
```

8.7 Query Patient IDs

The PIX/PDQ Manager provides two patient query methods: **Query Patient IDs** and **Query Patients** (Section 8.8). The transaction **Query Patient IDs** passes one patient identifier (most commonly the identifier of the local CIS, PACS, ...) and receives all identifiers (or optionally only identifiers from a given subset of patient assigning authorities) in return.

It is possible to search by a patient's identifier without setting the assigning authority. In this case, the search is extended to all available assigning authorities.



Warning

This option does not conform to the IHE standards and can only be used within the eHealth Solutions infrastructure.

8.7.1 Query Patient IDs – HL7v2

8.7.1.1 Message Structure

This section provides an overview and description of the message structure of the transaction **Query Patient IDs**.

☺ The Query

The Request for Corresponding Patient Identifiers transaction is conducted by the QBP Q23 message. The segments of the message listed in [Table 93](#) are required:

Table 93: Query Patient ID Segments

Segment	Description
MSH	Message Header
MSH-9-1	The Message Type must be QBP
MSH-9-2	The TriggerEvent must be Q23
QPD	Query Parameter Definition
RCP	Response Control Parameter

☺ Message Header

The HL7 MSH segment is present in every HL7 message type and defines the message's source, purpose, destination, and certain syntax specifics like delimiters (separator characters) and character sets. It is always the first segment in the HL7 message, with the only exception being HL7 batch messages.

☺ Query Parameter Definition

Echoes the QPD Segment value that was sent in the QBP Q23 message.

☺ Response Control Parameter

The RCP Segment must only have the first element populated with an "I", indicating that this message must be processed immediately.

☺ The Response

The response message is (in difference to administrative ACK responses) a RSP K23 message (see [Table 94](#)).

Table 94: Query Patient ID Responses

Segment	Description
MSH	Message Header
MSH-9-1	The Message Type must be RSP
MSH-9-2	The TriggerEvent must be K23
MSA	Message Acknowledgement
ERR	Error
QAK	Query Acknowledgement
QPD	Query Parameter Definition
PID	Patient Identifier

☺ Message Header

The HL7 MSH segment is present in every HL7 message type and defines the message's source, purpose, destination, and certain syntax specifics like delimiters (separator characters) and character sets. It is always the first segment in the HL7 message, with the only exception being HL7 batch messages.

- Message Acknowledgement
Message Acknowledgement displaying the success of the message.
- Error
If an error occurred this segment is populated with the details.
- Query Acknowledgement
The Query Acknowledgement repeats the Query Tag (send by the client in the QPD-2 field) and a query status.
- Query Parameter Definition
Echoes the QPD Segment value that was sent in the QBP Q23 message.
- Patient Identifier
If the corresponding patient was found, a PID segment having only PID-3 (requested Identifiers) and PID-5 (names) valued.
- Response Control Parameter
The RCP Segment must only have the first element populated with an "I", indicating that this message must be processed immediately.

8.7.1.2 Field Overview

The data required for the MSH segment can be seen in [Table 2](#), those for PID in [Table 4](#) and those for IN1 in [Table 7](#). These are the relevant fields of the other segments:

- QPD-1
Query Parameter Definition: This is a constant value and must be "IHE PIX Query" (defined by the IHE).
- QPD-2
Query Tag: Name for the query. This value will be returned to find matching responses to queries.
- QPD-3
Person Identifier: One or more Patient Identifier used to query the patient in the PIX/PDQ. Datatype: CX
- QPD-8
What Domains Returned: Instead of querying all patient IDs, the requesting system is also able to query only a selected number of patient IDs. It does so by populating QPD-4-What Domains Returned with as many repetitions as needed. The number of repetitions equals the number of domains from which the patient IDs are supposed to come from.

Table 95: Fields Relevant for the Query Patient ID Transaction

HL7-Path	Name	Repeatable	Presence
QPD-1	Query Parameter Definition	Required	No
QPD-2	Query Tag	Required	No
QPD-3	Person Identifier	Required	No
QPD-8	What Domains Returned	Optional	Yes

Example 100:

Submission:

```
MSH|^~\&|ITEH^1.1.2.1.1^ISO|ITEH^1.1.2^ISO|QUA^1.1.1.1.1^ISO|QUA^1.1.1^ISO|2014100123552||
QBP^Q23^QBP_Q21|1412200551815|P|2.5|||AL
QPD|IHE PIX Query|QRY1412200552364|1412200317139^^^&1.1.1.1.3&ISO
RCP|I
```

Response:

```
MSH|^~\&|QUA^1.1.1.1.1^ISO|QUA^1.1.1.1^ISO|ITEH^1.1.2.1.1^ISO|ITEH^1.1.2^ISO|20141001235552||  
RSP^K23^RSP_K23|141220055272243497|P|2.5  
MSA|AA|1412200551815  
QAK|QRY1412200552364|OK|IHE PIX Query|5  
QPD|IHE PIX Query|QRY1412200552364|1412200317139^^^&1.1.1.1.3&ISO  
PID|||648786472101230541^^^OTHER NATIONAL SOCIAL SECURITY ASSOCIATION  
&1.3.6.1.4.1.9784.999200.2.1&  
ISO^SS~2569605884678423^^^OTHER NATIONAL SOCIAL SECURITY ASSOCIATION&1.3.6.1.4.1.9784.  
999200.2.1&ISO^SS~de2dbe72-dc87-492b-baa6-dccbda635ac1^^^XDS Affinity Domain 1&1.1.1&ISO^GPI  
||~^^^^^^S
```

8.7.2 Query Patient IDs – HL7v3

Example 101: HL7v3 Query Patient IDs Root Element

interactionId's extension field: PRPA_IN201309UV02

```
<ns1:PRPA_IN201309UV02 xmlns:ns1="urn:h17-org:v3" ITSVersion="XML_1.0">  
  INSERT MESSAGE HEADER  
  INSERT PAYLOAD  
</ns1:PRPA_IN201309UV02>
```

8.7.2.1 Inbound Message Structure

The following elements are required in this specific order:

1. controlActProcess
2. controlActProcess.code
3. controlActProcess.authorOrPerformer
4. controlActProcess.authorOrPerformer.assignedPerson
5. controlActProcess.authorOrPerformer.assignedPerson.assignedPerson
6. controlActProcess.authorOrPerformer.assignedPerson.assignedPerson.name
7. controlActProcess.queryByParameter
8. controlActProcess.queryByParameter.queryId
9. controlActProcess.queryByParameter.statusCode
10. controlActProcess.queryByParameter.responsePriorityCode
11. controlActProcess.queryByParameter.parameterList
12. controlActProcess.queryByParameter.parameterList.value
13. controlActProcess.queryByParameter.parameterList.value
14. controlActProcess.queryByParameter.parameterList.semanticsText

Example 102: HL7v3 Query Patient IDs Payload

```
<ns1:controlActProcess classCode="CACT" moodCode="EVN">  
  <ns1:code xmlns:xsi="http://www.w3.org/2001/XMLSchema-instance" xsi:type="ns1:CD"  
    code="PRPA_TE201309UV02"/>  
  <ns1:authorOrPerformer typeCode="AUT">  
    <ns1:assignedPerson classCode="ASSIGNED">  
      <ns1:assignedPerson classCode="PSN" determinerCode="INSTANCE">  
        <ns1:name xmlns:xsi="http://www.w3.org/2001/XMLSchema-instance" xsi:type="ns1:EN  
          ">  
          <ns1:prefix>Dr.</ns1:prefix>  
          <ns1:given>Vorname</ns1:given>  
          <ns1:family>Nachname</ns1:family>  
          <ns1:suffix>Jr.</ns1:suffix>  
        </ns1:name>  
      </ns1:assignedPerson>  
    </ns1:assignedPerson>  
  </ns1:authorOrPerformer>
```

```

<ns1:queryByParameter>
  <ns1:queryId xmlns:xsi="http://www.w3.org/2001/XMLSchema-instance" xsi:type="ns1:II"
    root="1.3.6.1.4.1.21367.13.50.300222"
    extension="1552661647687"/>
  <ns1:statusCode code="new"/>
  <ns1:responsePriorityCode code="I"/>
  <ns1:parameterList>
    <ns1:patientIdentifier>
      <ns1:value xmlns:xsi="http://www.w3.org/2001/XMLSchema-instance" xsi:type="ns1:
II"
        root="1.3.6.1.4.1.21367.3000.1.6"
        extension="IHEFACILITY-998"
        assigningAuthorityName="IHEFACILITY"/>
      <ns1:semanticsText>Patient.id</ns1:semanticsText>
    </ns1:patientIdentifier>
  </ns1:parameterList>
</ns1:queryByParameter>
</ns1:controlActProcess>

```

Example 103: HL7v3 Query Patient IDs with Domain Restriction Payload

```

<ns1:controlActProcess classCode="CACT" moodCode="EVN">
  <ns1:code xmlns:xsi="http://www.w3.org/2001/XMLSchema-instance" xsi:type="ns1:CD" code="
PRPA_TE201309UV02"/>
  <ns1:authorOrPerformer typeCode="AUT">
    <ns1:assignedDevice classCode="ASSIGNED">
      <ns1:id xmlns:xsi="http://www.w3.org/2001/XMLSchema-instance" xsi:type="ns1:II" root
="1.3.6.1.4.1.21367.13.10.218"/>
      <ns1:assignedDevice classCode="DEV" determinerCode="INSTANCE"/>
    </ns1:assignedDevice>
  </ns1:authorOrPerformer>
  <ns1:queryByParameter>
    <ns1:queryId xmlns:xsi="http://www.w3.org/2001/XMLSchema-instance" xsi:type="ns1:II"
root="1.3.6.1.4.1.21367.13.10.218" extension="1461857158532"/>
    <ns1:statusCode code="new"/>
    <ns1:responsePriorityCode code="I"/>
    <ns1:parameterList>
      <ns1:dataSource>
        <ns1:value xmlns:xsi="http://www.w3.org/2001/XMLSchema-instance" xsi:type="ns1:II"
root="1.3.6.1.4.1.21367.13.20.2000"/>
        <ns1:semanticsText>DataSource.id</ns1:semanticsText>
      </ns1:dataSource>
      <ns1:patientIdentifier>
        <ns1:value xmlns:xsi="http://www.w3.org/2001/XMLSchema-instance" xsi:type="ns1:II"
root="1.3.6.1.4.1.21367.3000.1.6" extension="IHEFACILITY-998"/>
        <ns1:semanticsText>Patient.id</ns1:semanticsText>
      </ns1:patientIdentifier>
    </ns1:parameterList>
  </ns1:queryByParameter>
</ns1:controlActProcess>
</ns1:PRPA_IN201309UV02>

```

8.7.2.2 Outbound Message Structure

Example 104: HL7v3 Query Patient IDs Response with Results

```

<ns1:PRPA_IN201310UV02 xmlns:ns1="urn:h17-org:v3" ITSVersion="XML_1.0">
  <ns1:id xmlns:xsi="http://www.w3.org/2001/XMLSchema-instance" xsi:type="ns1:II" root
="1.2.3.4.5" extension="30"/>
  <ns1:creationTime xmlns:xsi="http://www.w3.org/2001/XMLSchema-instance" xsi:type="ns1:TS"
value="20160429104522"/>
  <ns1:versionCode code="V3PR1"/>

```

```

<ns1:interactionId xmlns:xsi="http://www.w3.org/2001/XMLSchema-instance" xsi:type="ns1:II"
  root="2.16.840.1.113883" extension="PRPA_IN201310UV02"/>
<ns1:processingCode code="P"/>
<ns1:processingModeCode code="T"/>
<ns1:acceptAckCode code="NE"/>
<ns1:receiver typeCode="RCV">
  <ns1:device classCode="DEV" determinerCode="INSTANCE">
    <ns1:id xmlns:xsi="http://www.w3.org/2001/XMLSchema-instance" xsi:type="ns1:II" root
      ="1.2.3.4.5.1000"/>
    </ns1:device>
  </ns1:receiver>
<ns1:sender typeCode="SND">
  <ns1:device classCode="DEV" determinerCode="INSTANCE">
    <ns1:id xmlns:xsi="http://www.w3.org/2001/XMLSchema-instance" xsi:type="ns1:II" root
      ="1.2.3.4.5.1000"/>
    </ns1:device>
  </ns1:sender>
<ns1:acknowledgement>
  <ns1:typeCode code="AA"/>
  <ns1:targetMessage>
    <ns1:id xmlns:xsi="http://www.w3.org/2001/XMLSchema-instance" xsi:type="ns1:II" root
      ="2.16.840.1.113883.1.6.1" extension="1461919519877"/>
    </ns1:targetMessage>
  </ns1:acknowledgement>
<ns1:controlActProcess classCode="CACT" moodCode="EVN">
  <ns1:code xmlns:xsi="http://www.w3.org/2001/XMLSchema-instance" xsi:type="ns1:CD" code="
  PRPA_TE201310UV02"/>
  <ns1:subject typeCode="SUBJ">
    <ns1:registrationEvent classCode="REG" moodCode="EVN">
      <ns1:id xmlns:xsi="http://www.w3.org/2001/XMLSchema-instance" xsi:type="ns1:II"
        nullFlavor="NA"/>
      <ns1:statusCode code="active"/>
      <ns1:subject1 typeCode="SBJ">
        <ns1:patient classCode="PAT">
          <ns1:id xmlns:xsi="http://www.w3.org/2001/XMLSchema-instance" xsi:type="ns1:II"
            root="1.3.6.1.4.1.9784.999200.2.1.1" extension="2776347772" assigningAuthorityName="
            NATIONAL SOCIAL SECURITY ASSOCIATION"/>
          <ns1:statusCode code="active"/>
          <ns1:patientPerson classCode="PSN" determinerCode="INSTANCE">
            <ns1:name xmlns:xsi="http://www.w3.org/2001/XMLSchema-instance" xsi:type="ns1:
            PN" nullFlavor="NA"/>
            <ns1:asOtherIDs classCode="ROL">
              <ns1:id xmlns:xsi="http://www.w3.org/2001/XMLSchema-instance" xsi:type="ns1:
              II" root="1.1.1" extension="3ae7a73a-7200-4cd3-99c9-f2653a06cfc7" assigningAuthorityName
              ="XDS Affinity Domain 1"/>
              <ns1:scopingOrganization classCode="ORG" determinerCode="INSTANCE">
                <ns1:id xmlns:xsi="http://www.w3.org/2001/XMLSchema-instance" xsi:type="ns
                1:II" root="1.1.1"/>
                </ns1:scopingOrganization>
              </ns1:asOtherIDs>
              <ns1:asOtherIDs classCode="ROL">
                <ns1:id xmlns:xsi="http://www.w3.org/2001/XMLSchema-instance" xsi:type="ns1:
                II" root="1.1.1.1.2" extension="ID-Value - 8642741598patientID0" assigningAuthorityName
                ="Landeskrankenhaus Innsbruck"/>
                <ns1:scopingOrganization classCode="ORG" determinerCode="INSTANCE">
                  <ns1:id xmlns:xsi="http://www.w3.org/2001/XMLSchema-instance" xsi:type="ns
                  1:II" root="1.1.1.1.2"/>
                  </ns1:scopingOrganization>
                </ns1:asOtherIDs>
              </ns1:patientPerson>
            </ns1:patient>
          </ns1:subject1>
          <ns1:custodian typeCode="CST">
            <ns1:assignedEntity classCode="ASSIGNED">
              <ns1:id xmlns:xsi="http://www.w3.org/2001/XMLSchema-instance" xsi:type="ns1:II"

```

```

root="1.3.6.1.4.1.21367.2010.1.2.600" extension="xxx"/>
  <ns1:id xmlns:xsi="http://www.w3.org/2001/XMLSchema-instance" xsi:type="ns1:II"
root="1.3.6.1.4.1.21367.2010.1.2.600" extension="xxx"/>
  <ns1:assignedOrganization classCode="ORG" determinerCode="INSTANCE">
    <ns1:name xmlns:xsi="http://www.w3.org/2001/XMLSchema-instance" xsi:type="ns1:
EN">
      <ns1:given>org</ns1:given>
    </ns1:name>
  </ns1:assignedOrganization>
</ns1:assignedEntity>
  </ns1:custodian>
</ns1:registrationEvent>
</ns1:subject>
<ns1:queryAck>
  <ns1:queryId xmlns:xsi="http://www.w3.org/2001/XMLSchema-instance" xsi:type="ns1:II"
root="1.3.6.1.4.1.21367.13.10.218" extension="1461919522407"/>
  <ns1:statusCode code="deliveredResponse"/>
  <ns1:queryResponseCode code="OK"/>
</ns1:queryAck>
<ns1:queryByParameter>
  <ns1:queryId xmlns:xsi="http://www.w3.org/2001/XMLSchema-instance" xsi:type="ns1:II"
root="1.3.6.1.4.1.21367.13.10.218" extension="1461919522407"/>
  <ns1:statusCode code="new"/>
  <ns1:responsePriorityCode code="I"/>
  <ns1:parameterList>
    <ns1:patientIdentifier>
      <ns1:value xmlns:xsi="http://www.w3.org/2001/XMLSchema-instance" xsi:type="ns1:II"
root="1.1.1.1.2" extension="ID-Value - 8642741598patientID0"/>
      <ns1:semanticsText>Patient.id</ns1:semanticsText>
    </ns1:patientIdentifier>
  </ns1:parameterList>
</ns1:queryByParameter>
</ns1:controlActProcess>
</ns1:PRPA_IN201310UV02>

```

Example 105: HL7v3 Query Patient IDs Response without Results

```

<ns1:PRPA_IN201310UV02 xmlns:ns1="urn:hl7-org:v3" ITSVersion="XML_1.0">
  <ns1:id xmlns:xsi="http://www.w3.org/2001/XMLSchema-instance" xsi:type="ns1:II" root
="1.2.3.4.5" extension="30"/>
  <ns1:creationTime xmlns:xsi="http://www.w3.org/2001/XMLSchema-instance" xsi:type="ns1:TS"
value="20160428174949"/>
  <ns1:versionCode code="V3PR1"/>
  <ns1:interactionId xmlns:xsi="http://www.w3.org/2001/XMLSchema-instance" xsi:type="ns1:II"
root="2.16.840.1.113883" extension="PRPA_IN201310UV02"/>
  <ns1:processingCode code="P"/>
  <ns1:processingModeCode code="T"/>
  <ns1:acceptAckCode code="NE"/>
  <ns1:receiver typeCode="RCV">
    <ns1:device classCode="DEV" determinerCode="INSTANCE">
      <ns1:id xmlns:xsi="http://www.w3.org/2001/XMLSchema-instance" xsi:type="ns1:II" root
="1.2.3.4.5.1000"/>
    </ns1:device>
  </ns1:receiver>
  <ns1:sender typeCode="SND">
    <ns1:device classCode="DEV" determinerCode="INSTANCE">
      <ns1:id xmlns:xsi="http://www.w3.org/2001/XMLSchema-instance" xsi:type="ns1:II" root
="1.2.3.4.5.1000"/>
    </ns1:device>
  </ns1:sender>
  <ns1:acknowledgement>
    <ns1:typeCode code="AA"/>
  </ns1:targetMessage>

```

```

<ns1:id xmlns:xsi="http://www.w3.org/2001/XMLSchema-instance" xsi:type="ns1:II" root
="2.16.840.1.113883.1.6.1" extension="1461858586585"/>
</ns1:targetMessage>
</ns1:acknowledgement>
<ns1:controlActProcess classCode="CACT" moodCode="EVN">
  <ns1:code xmlns:xsi="http://www.w3.org/2001/XMLSchema-instance" xsi:type="ns1:CD" code="
PRPA_TE201310UV02"/>
  <ns1:queryAck>
    <ns1:queryId xmlns:xsi="http://www.w3.org/2001/XMLSchema-instance" xsi:type="ns1:II"
root="1.3.6.1.4.1.21367.13.10.218" extension="1461858589205"/>
    <ns1:statusCode code="deliveredResponse"/>
    <ns1:queryResponseCode code="NF"/>
  </ns1:queryAck>
  <ns1:queryByParameter>
    <ns1:queryId xmlns:xsi="http://www.w3.org/2001/XMLSchema-instance" xsi:type="ns1:II"
root="1.3.6.1.4.1.21367.13.10.218" extension="1461858589205"/>
    <ns1:statusCode code="new"/>
    <ns1:responsePriorityCode code="I"/>
    <ns1:parameterList>
      <ns1:dataSource>
        <ns1:value xmlns:xsi="http://www.w3.org/2001/XMLSchema-instance" xsi:type="ns1:II"
root="1.3.6.1.4.1.21367.13.20.2000"/>
        <ns1:semanticsText>DataSource.id</ns1:semanticsText>
      </ns1:dataSource>
      <ns1:patientIdentifier>
        <ns1:value xmlns:xsi="http://www.w3.org/2001/XMLSchema-instance" xsi:type="ns1:II"
root="1.3.6.1.4.1.21367.3000.1.6" extension="IHEFACILITY-998"/>
        <ns1:semanticsText>Patient.id</ns1:semanticsText>
      </ns1:patientIdentifier>
    </ns1:parameterList>
  </ns1:queryByParameter>
</ns1:controlActProcess>
</ns1:PRPA_IN201310UV02>

```

8.8 Query Patients

It is possible to search by a patient's identifier without setting the assigning authority. In this case, the search is extended to all available assigning authorities.



Warning

This option does not conform to the IHE standards and can only be used within the eHealth Solutions infrastructure.

The query for searching patients (request sent via HL7 v2 or HL7 v3) for the gender 'OTHER' also returns results for the gender 'AMBIGUOUS'. 'AMBIGUOUS' is still saved as 'AMBIGUOUS' in the database.

Source Patient Query

Both HL7v2 and HL7v3 allow the option of querying Source Patients. In this context, the HL7v2 segment PID-34 (Last Update Facility) and HL7v3 XML element `RegistrationEvent.Custodian.assignedEntity.id` (or, if empty, `sender.device.asAgent.representedOrganization.id.root`) take on a special meaning.

HL7v2

In query messages, the Last Update Facility is specified in the MSH-5 (Receiving Application). If the MPI does not recognize the provided Last Update Facility, it will execute a normal Master Patient Query. However, if it does recognize the Last Update Facility, the MPI will instead execute a Source Patient query.

HL7v3

The XML element for the Last Update Facility in patient feeds (`sender.device.asAgent.representedOrganization.id.root`) has the following format:

Example 106:

```
<ns1:sender typeCode="SND">
  <ns1:device classCode="DEV" determinerCode="INSTANCE">
    <ns1:id xmlns:xsi="http://www.w3.org/2001/XMLSchema-instance" xsi:type="ns1:II"
      "
      root="1.1.1.1.2"/>
    <ns1:asAgent classCode="AGNT">
      <ns1:representedOrganization classCode="ORG" determinerCode="INSTANCE">
        <ns1:id xmlns:xsi="http://www.w3.org/2001/XMLSchema-instance" xsi:type="
ns1:II"
          root="1.1.1"/>
      </ns1:representedOrganization>
    </ns1:asAgent>
  </ns1:device>
</ns1:sender>
```

In patient queries, the XML element for Last Update Facility is `receiver.device.id.root` and has the following format:

Example 107:

```
<ns1:receiver typeCode="RCV">
  <ns1:device classCode="DEV" determinerCode="INSTANCE">
    <ns1:id xmlns:xsi="http://www.w3.org/2001/XMLSchema-instance" xsi:type="ns1:II"
      "
      root="1.1.1.12"/>
    <ns1:asAgent classCode="AGNT">
      <ns1:representedOrganization classCode="ORG" determinerCode="INSTANCE">
        <ns1:id xmlns:xsi="http://www.w3.org/2001/XMLSchema-instance" xsi:type="
ns1:II"
          root="1.1.1"/>
      </ns1:representedOrganization>
    </ns1:asAgent>
  </ns1:device>
</ns1:receiver>
```



Warning

Note that it is possible to unintentionally trigger Source Patient queries due to the dual use of the `PID-34/RegistrationEvent.Custodian.assignedEntity.id` element by the HL7 standard. In order to avoid such unintended queries, be mindful of the information written in the element when creating/registering patient data.

8.8.1 Query Patients – HL7v2

The difference between the transactions **Query Patient IDs** (Section 8.7) and **Query Patients** is that the focus of **Query Patients** is to find entire patient records. The client generates the query message whenever it needs to select from a list of patients whose information matches a minimal set of demographic data. To provide the option of retrieving a big amount it is possible to segment the responses by defining the maximum amount of patients returned per response, and by repeating the query having a continuation pointer set one can retrieve the next set of patients.

8.8.1.1 Message Structure

This section provides an overview and description of the message structure of the transaction **Query Patients**.

• The Query

The Patient Demographics Query is conducted by the QBP Q22 message (see [Table 96](#)).

Table 96: Message Segment Overview

Segment	Description
MSH	Message Header
MSH-9-1	The Message Type must be QBP
MSH-9-2	The TriggerEvent must be Q22
QPD	Query Parameter Definition
RCP	Response Control Parameter
DSC	Continuation Pointer

• Message Header

The HL7 MSH segment is present in every HL7 message type and defines the message's source, purpose, destination, and certain syntax specifics like delimiters (separator characters) and character sets. It is always the first segment in the HL7 message, with the only exception being HL7 batch messages.

• Query Parameter Definition

Echoes the QPD Segment value that was sent in the QBP Q23 message.

• Response Control Parameter

The RCP Segment must only have the first element populated with an "I", indicating that this message must be processed immediately.

• Continuation Pointer

If the PIX/PDQ holds more patients to this query, the DSC-1 is filled with the Continuation Pointer, which can be used to retrieve the next patients.

• The Response

The response message is a RSP K22 message (see [Table 97](#)):

Table 97: Patient Query Responses

Segment	Description
MSH	Message Header
MSH-9-1	The Message Type must be RSP
MSH-9-2	The TriggerEvent must be K22
MSA	Message Acknowledgement
ERR	Error
QAK	Query Acknowledgement
QPD	QPD Segment
PID	PID Segment
DSC	Continuation Pointers

• Message Header

The HL7 MSH segment is present in every HL7 message type and defines the message's source,

purpose, destination, and certain syntax specifics like delimiters (separator characters) and character sets. It is always the first segment in the HL7 message, the only exception being HL7 batch messages.

- Message Acknowledgement
Displays the success of the message.
- Error
If an error occurred, this segment contains the details.
- Query Acknowledgement
Repeats the Query Tag (sent by the client in the QPD-2 field) and a query status.
- QPD Segment
Echoes the QPD Segment value sent in the QBP Q23 message.
- PID Segment
If the corresponding patients were found, a fully filled PID segment per found patient is provided.
- Continuation Pointer
If the PIX/PDQ holds more patients to this query, the DSC-1 is filled with the Continuation Pointer, which can be used to retrieve the next patients.

8.8.1.2 Field Overview

The data required for the MSH segment can be seen in [Table 2](#), those for PID in [Table 4](#) and those for IN1 in [Table 7](#). These are the relevant fields of the other segments:

- QPD-1
Query Parameter Definition: This is a constant value and must be "IHE PDQ Query" (defined by the IHE).
- QPD-2
Query Tag: Name for the query. This value will be returned to find matching responses to queries.
- QPD-3
Demographics Field: A list of Key-Value pairs defining the Query parameter.
Supported demographics: identifiers (multiple), names (multiple), gender, date of birth, addresses (multiple) and mother's birth name.
- QPD-8
What Domains Returned: List of all Patient IDs. (Instead of querying all patient IDs, the requesting system is also able to query only a selected number of patient IDs. It does so by populating QPD-4-What Domains Returned with as many repetitions as needed. The number of repetitions equals the number of domains from which the patient IDs are supposed to come from.)
- RCP-1
Query Priority: This is a constant value and must be "I" to force an immediate response.
- RCP-2
Quantity Limited Request: Specifies the amount of patient records returned per result page.
- DSC-1
Continuation Pointer: To request additional increments of data, DSC-1 (Continuation Pointer) shall echo the value from RSP^K22 DSC-1.
- DSC-2
Continuation Style: This is a constant value and must be "I" to force the following responses to be immediate as well.

Table 98: List of data set in the QPD segment to query patients

HL7-Path	Name	Repeatable	Presence
QPD-1	Query Parameter Definition	Required	No
QPD-2	Query Tag	Required	No
QPD-3	Demographics Field	Required	Yes
QPD-8	What Domains Returned	Optional	Yes
RCP-1	Query Priority	Required	No
RCP-2	Quantity Limited Request	Optional	No
DSC-1	Continuation Pointer	Optional	No
DSC-2	Continuation Style	Optional	No



Note

In this transaction, the RCP segment is responsible for setting the quantity of returned patients.



Note

The DSC Segment must be set when the “next” result of a forked response (whenever the total response is bigger than the requested amount of patients in RCP-2).

The **QPD-3-Demographics Field** consists of one or more repetitions, each of which contains two components that together contain the name and value of a distinct parameter to the query. These parameters are values of the PID-segment:

```
@<seg>.<field no>.<component no>.<subcomponent no>
```

⋮ <seg>

represents a 3-character segment ID from the HL7 Standard. Since only PID parameters are allowed, this must be PID.

⋮ <field no>

is the number of a field within the segment as shown in the SEQ column of the segment attribute table for the selected segment.

⋮ <component no>

is for fields whose data types contain multiple components and shall contain the cardinal number of the component being valued. For fields whose data types do not contain multiple components, <component no> shall not be valued and its preceding period shall not appear.

⋮ <subcomponent no>

is for components whose data types contain multiple subcomponents and shall contain the cardinal number of the subcomponent being valued. For components whose data types do not contain multiple subcomponents, <subcomponent no> shall not be valued and its preceding period shall not appear.

Example 108:

Submission:

```
MSH|^~\&|ITEH^1.1.2.1.1^ISO|ITEH^1.1.2.1^ISO|QUAD^1.1.1^ISO|QUAD^1.1.1^ISO|20141001115903||
  QBP^Q22^QBP_Q21|1412200743762.1|P|2.5||AL
QPD|IHE PDQ Query|QRY1412200743832|@PID.5.1.1^Mar*~@PID.8^F~@PID.6.1.1^mothersMaidenName
RCP|I|10^RD
```

Response:

```
MSH|^~\&|QUAD^1.1.1^ISO|QUAD^1.1.1^ISO|ITEH^1.1.2.1.1^ISO|ITEH^1.1.2.1^ISO|20141001235904||
RSP^K22^RSP_K21|141220074423143501|P|2.5
MSA|AA|1412200743762.1
QAK|QRY1412200743832|OK|IHE PDQ Query|1
QPD|IHE PDQ Query|QRY1412200743832|@PID.5.1.1^Mar*~@PID.8^F
PID|||1409917720110^^^Example Hospital&1.1.1.1.3&ISO^PI~719332451557239827^^^OTHER NATIONAL
SOCIAL SECURITY ASSOCIATION&1.3.6.1.4.1.9784.999200.2.1&ISO^SS-4d0d4212-d626-4894-984b-297c5
ca2ac10^^^XDS
Affinity Domain 1&1.1.1&ISO^GPI||MARKLEY^Julie^^^^L~MARKLEY^Julie^^^^L||20120518|F
```

8.8.2 Query Patients – HL7v3

Example 109: HL7v3 Query Patients Root Element

interactionId's extension field: PRPA_IN201305UV02

```
<ns1:PRPA_IN201305UV02 xmlns:ns1="urn:h17-org:v3" ITSVersion="XML_1.0">
  INSERT MESSAGE HEADER
  INSERT PAYLOAD
</ns1:PRPA_IN201305UV02>
```

8.8.2.1 Inbound Message Structure

The following elements are required in this specific order:

1. controlActProcess
2. controlActProcess.code
3. controlActProcess.authorOrPerformer
4. controlActProcess.authorOrPerformer.assignedPerson
5. controlActProcess.authorOrPerformer.assignedPerson.assignedPerson
6. controlActProcess.authorOrPerformer.assignedPerson.assignedPerson.name
7. controlActProcess.queryByParameter
8. controlActProcess.queryByParameter.queryId
9. controlActProcess.queryByParameter.statusCode
10. controlActProcess.queryByParameter.statusCodeResponseModalityCode
11. controlActProcess.queryByParameter.responsePriorityCode
12. controlActProcess.queryByParameter.initialQuantity
13. controlActProcess.queryByParameter.initialQuantityCode
14. controlActProcess.queryByParameter.parameterList
15. controlActProcess.queryByParameter.parameterList.id
16. controlActProcess.queryByParameter.parameterList.livingSubjectAdministrativeGender
17. controlActProcess.queryByParameter.parameterList.livingSubjectName
18. controlActProcess.queryByParameter.parameterList.livingSubjectName.value
19. controlActProcess.queryByParameter.parameterList.livingSubjectName.value.given
20. controlActProcess.queryByParameter.parameterList.livingSubjectName.value.family
21. controlActProcess.queryByParameter.parameterList.semanticsText

Example 110: HL7v3 Query Patients Payload (Results in multiple pages)

```
<ns1:controlActProcess classCode="CACT" moodCode="EVN">
  <ns1:code xmlns:xsi="http://www.w3.org/2001/XMLSchema-instance" xsi:type="ns1:CD"
    code="PRPA_TE201305UV02"/>
  <ns1:authorOrPerformer typeCode="AUT">
    <ns1:assignedPerson classCode="ASSIGNED">
      <ns1:assignedPerson classCode="PSN" determinerCode="INSTANCE">
        <ns1:name xmlns:xsi="http://www.w3.org/2001/XMLSchema-instance" xsi:type="ns1:EN"
          ">
          <ns1:prefix>Dr.</ns1:prefix>
          <ns1:given>Vorname</ns1:given>
```

```

        <ns1:family>Nachname</ns1:family>
        <ns1:suffix>Jr.</ns1:suffix>
    </ns1:name>
</ns1:assignedPerson>
</ns1:assignedPerson>
</ns1:authorOrPerformer>
<ns1:queryByParameter>
    <ns1:queryId xmlns:xsi="http://www.w3.org/2001/XMLSchema-instance" xsi:type="ns1:II"
        root="1.3.6.1.4.1.21367.13.50.300222"
        extension="1552661838861"/>
    <ns1:statusCode code="new"/>
    <ns1:responseModalityCode code="R"/>
    <ns1:responsePriorityCode code="I"/>
    <ns1:initialQuantity xmlns:xsi="http://www.w3.org/2001/XMLSchema-instance" xsi:type="
ns1:INT"
        value="10"/>
    <ns1:initialQuantityCode code="RD"/>
    <ns1:parameterList>
        <ns1:id xmlns:xsi="http://www.w3.org/2001/XMLSchema-instance" xsi:type="ns1:II"
            root="2.16.840.1.113883.1.6.1"
            extension="09f8f001-1768-407e-9266-3bddf9556aa4"/>
        <ns1:livingSubjectName>
            <ns1:value xmlns:xsi="http://www.w3.org/2001/XMLSchema-instance" xsi:type="ns1:
PN">
                <ns1:given>CHIP</ns1:given>
                <ns1:family>MOORE</ns1:family>
            </ns1:value>
            <ns1:semanticsText>LivingSubject.name</ns1:semanticsText>
        </ns1:livingSubjectName>
        <ns1:mothersMaidenName>
            <ns1:value xmlns:xsi="http://www.w3.org/2001/XMLSchema-instance" xsi:type="ns1:
PN">
                <ns1:family ns1:qualifier="BR">mothersMaidenName</ns1:family>
            </ns1:value>
            <ns1:semanticsText>Person.MothersMaidenName</ns1:semanticsText>
        </ns1:mothersMaidenName>
    </ns1:parameterList>
</ns1:queryByParameter>
</ns1:controlActProcess>

```

8.8.2.2 Outbound Message Structure

Example 111: HL7v3 Query Patients Response (Results in multiple pages)

```

<ns1:PRPA_IN201306UV02 xmlns:ns1="urn:hl7-org:v3" ITSVersion="XML_1.0">
    <ns1:id xmlns:xsi="http://www.w3.org/2001/XMLSchema-instance" xsi:type="ns1:II" root
        ="1.2.3.4.5" extension="30"/>
    <ns1:creationTime xmlns:xsi="http://www.w3.org/2001/XMLSchema-instance" xsi:type="ns1:TS"
        value="20160429134624"/>
    <ns1:versionCode code="V3PR1"/>
    <ns1:interactionId xmlns:xsi="http://www.w3.org/2001/XMLSchema-instance" xsi:type="ns1:II"
        root="2.16.840.1.113883" extension="PRPA_IN201306UV02"/>
    <ns1:processingCode code="P"/>
    <ns1:processingModeCode code="T"/>
    <ns1:acceptAckCode code="NE"/>
    <ns1:receiver typeCode="RCV">
        <ns1:device classCode="DEV" determinerCode="INSTANCE">
            <ns1:id xmlns:xsi="http://www.w3.org/2001/XMLSchema-instance" xsi:type="ns1:II" root
                ="1.2.3.4.5.1000"/>
        </ns1:device>
    </ns1:receiver>
    <ns1:sender typeCode="SND">
        <ns1:device classCode="DEV" determinerCode="INSTANCE">
            <ns1:id xmlns:xsi="http://www.w3.org/2001/XMLSchema-instance" xsi:type="ns1:II" root

```

```

="1.2.3.4.5.1000"/>
</ns1:device>
</ns1:sender>
<ns1:acknowledgement>
  <ns1:typeCode code="AA"/>
  <ns1:targetMessage>
    <ns1:id xmlns:xsi="http://www.w3.org/2001/XMLSchema-instance" xsi:type="ns1:II" root
    ="2.16.840.1.113883.1.6.1" extension="1461930382073"/>
  </ns1:targetMessage>
</ns1:acknowledgement>
<ns1:controlActProcess classCode="CACT" moodCode="EVN">
  <ns1:code xmlns:xsi="http://www.w3.org/2001/XMLSchema-instance" xsi:type="ns1:CD" code="
  PRPA_TE201306UV02"/>
  <ns1:subject typeCode="SUBJ" contextConductionInd="false">
    <ns1:registrationEvent classCode="REG" moodCode="EVN">
      <ns1:id xmlns:xsi="http://www.w3.org/2001/XMLSchema-instance" xsi:type="ns1:II"
      nullFlavor="NA"/>
      <ns1:statusCode code="active"/>
      <ns1:subject1 typeCode="SBJ">
        <ns1:patient classCode="PAT">
          <ns1:id xmlns:xsi="http://www.w3.org/2001/XMLSchema-instance" xsi:type="ns1:II"
          root="1.1.1.1.1" extension="23043655300181" assigningAuthorityName="Example Hospital"/>
          <ns1:statusCode code="active"/>
          <ns1:patientPerson classCode="PSN" determinerCode="INSTANCE">
            <ns1:name xmlns:xsi="http://www.w3.org/2001/XMLSchema-instance" xsi:type="ns1:
            PN">
              <ns1:given>Joe</ns1:given>
              <ns1:family>Shmoe</ns1:family>
            </ns1:name>
            <ns1:administrativeGenderCode code="F"/>
            <ns1:birthTime xmlns:xsi="http://www.w3.org/2001/XMLSchema-instance" xsi:type
            ="ns1:TS" value="19760615"/>
            <ns1:addr xmlns:xsi="http://www.w3.org/2001/XMLSchema-instance" xsi:type="ns1:
            AD">
              <ns1:city>Example City</ns1:city>
              <ns1:state>Example State</ns1:state>
              <ns1:postalCode>00000</ns1:postalCode>
              <ns1:streetAddressLine>Street 00</ns1:streetAddressLine>
            </ns1:addr>
            <ns1:asOtherIDs classCode="PAT">
              <ns1:id xmlns:xsi="http://www.w3.org/2001/XMLSchema-instance" xsi:type="ns1:
              II" root="1.3.6.1.4.1.9784.999200.2.1.1" extension="3931150676" assigningAuthorityName="
              NATIONAL SOCIAL SECURITY ASSOCIATION"/>
              <ns1:statusCode code="active"/>
              <ns1:scopingOrganization classCode="ORG" determinerCode="INSTANCE">
                <ns1:id xmlns:xsi="http://www.w3.org/2001/XMLSchema-instance" xsi:type="ns
                1:II" root="1.3.6.1.4.1.9784.999200.2.1.1"/>
              </ns1:scopingOrganization>
            </ns1:asOtherIDs>
            <ns1:asOtherIDs classCode="PAT">
              <ns1:id xmlns:xsi="http://www.w3.org/2001/XMLSchema-instance" xsi:type="ns1:
              II" root="1.2.3.3.3.1.3" extension="74113"/>
              <ns1:statusCode code="active"/>
              <ns1:scopingOrganization classCode="ORG" determinerCode="INSTANCE">
                <ns1:id xmlns:xsi="http://www.w3.org/2001/XMLSchema-instance" xsi:type="ns
                1:II" root="1.2.3.3.3.1.3"/>
              </ns1:scopingOrganization>
            </ns1:asOtherIDs>
            <ns1:asOtherIDs classCode="PAT">
              <ns1:id xmlns:xsi="http://www.w3.org/2001/XMLSchema-instance" xsi:type="ns1:
              II" root="1.2.3.3.3.2.1" extension="576c1266f33a4c9687d6dc636d29efd4"/>
              <ns1:statusCode code="active"/>
              <ns1:scopingOrganization classCode="ORG" determinerCode="INSTANCE">
                <ns1:id xmlns:xsi="http://www.w3.org/2001/XMLSchema-instance" xsi:type="ns
                1:II" root="1.2.3.3.3.2.1"/>

```

```

        </ns1:scopingOrganization>
    </ns1:asOtherIDs>
    <ns1:asOtherIDs classCode="PAT">
        <ns1:id xmlns:xsi="http://www.w3.org/2001/XMLSchema-instance" xsi:type="ns1:
II" root="1.2.3.3.3.2.2" extension="84113"/>
        <ns1:statusCode code="active"/>
        <ns1:scopingOrganization classCode="ORG" determinerCode="INSTANCE">
            <ns1:id xmlns:xsi="http://www.w3.org/2001/XMLSchema-instance" xsi:type="ns
1:II" root="1.2.3.3.3.2.2"/>
        </ns1:scopingOrganization>
    </ns1:asOtherIDs>
    <ns1:asOtherIDs classCode="PAT">
        <ns1:id xmlns:xsi="http://www.w3.org/2001/XMLSchema-instance" xsi:type="ns1:
II" root="1.2.3.3.3.1.2" extension="94a33cb9-7526-4a3b-a7ef-524e263fae26"/>
        <ns1:statusCode code="active"/>
        <ns1:scopingOrganization classCode="ORG" determinerCode="INSTANCE">
            <ns1:id xmlns:xsi="http://www.w3.org/2001/XMLSchema-instance" xsi:type="ns
1:II" root="1.2.3.3.3.1.2"/>
        </ns1:scopingOrganization>
    </ns1:asOtherIDs>
    <ns1:asOtherIDs classCode="PAT">
        <ns1:id xmlns:xsi="http://www.w3.org/2001/XMLSchema-instance" xsi:type="ns1:
II" root="1.2.3.3.3.1.1" extension="23043655300181"/>
        <ns1:statusCode code="active"/>
        <ns1:scopingOrganization classCode="ORG" determinerCode="INSTANCE">
            <ns1:id xmlns:xsi="http://www.w3.org/2001/XMLSchema-instance" xsi:type="ns
1:II" root="1.2.3.3.3.1.1"/>
        </ns1:scopingOrganization>
    </ns1:asOtherIDs>
    <ns1:asOtherIDs classCode="PAT">
        <ns1:id xmlns:xsi="http://www.w3.org/2001/XMLSchema-instance" xsi:type="ns1:
II" root="1.1.1.1.3" extension="74113" assigningAuthorityName="NeuGötzner
Schönheitsklinik"/>
        <ns1:statusCode code="active"/>
        <ns1:scopingOrganization classCode="ORG" determinerCode="INSTANCE">
            <ns1:id xmlns:xsi="http://www.w3.org/2001/XMLSchema-instance" xsi:type="ns
1:II" root="1.1.1.1.3"/>
        </ns1:scopingOrganization>
    </ns1:asOtherIDs>
    <ns1:asOtherIDs classCode="PAT">
        <ns1:id xmlns:xsi="http://www.w3.org/2001/XMLSchema-instance" xsi:type="ns1:
II" root="1.1.1" extension="8056dfc9-22cc-4199-838a-c89486c23fdf" assigningAuthorityName
="XDS Affinity Domain 1"/>
        <ns1:statusCode code="active"/>
        <ns1:scopingOrganization classCode="ORG" determinerCode="INSTANCE">
            <ns1:id xmlns:xsi="http://www.w3.org/2001/XMLSchema-instance" xsi:type="ns
1:II" root="1.1.1"/>
        </ns1:scopingOrganization>
    </ns1:asOtherIDs>
</ns1:patientPerson>
<ns1:providerOrganization classCode="ORG" determinerCode="INSTANCE">
    <ns1:id xmlns:xsi="http://www.w3.org/2001/XMLSchema-instance" xsi:type="ns1:II
" root="1.3.6.1.4.1.21367.13.20.2000"/>
    <ns1:contactParty classCode="CON"/>
</ns1:providerOrganization>
<ns1:subjectOf1>
    <ns1:queryMatchObservation classCode="COND" moodCode="EVN">
        <ns1:code xmlns:xsi="http://www.w3.org/2001/XMLSchema-instance" xsi:type="ns
1:CD" code="IHE_PDQ"/>
        <ns1:value xmlns:xsi="http://www.w3.org/2001/XMLSchema-instance" xsi:type="
ns1:INT" value="100"/>
    </ns1:queryMatchObservation>
</ns1:subjectOf1>
</ns1:patient>
</ns1:subject1>

```

```

<ns1:custodian typeCode="CST">
  <ns1:assignedEntity classCode="ASSIGNED">
    <ns1:id xmlns:xsi="http://www.w3.org/2001/XMLSchema-instance" xsi:type="ns1:II"
root="1.3.6.1.4.1.21367.2010.1.2.600"/>
    <ns1:assignedOrganization classCode="ORG" determinerCode="INSTANCE">
      <ns1:name xmlns:xsi="http://www.w3.org/2001/XMLSchema-instance" xsi:type="ns1:
EN">
        <ns1:given>org</ns1:given>
      </ns1:name>
    </ns1:assignedOrganization>
  </ns1:assignedEntity>
</ns1:custodian>
</ns1:registrationEvent>
</ns1:subject>
<ns1:subject typeCode="SUBJ" contextConductionInd="false">
  <ns1:registrationEvent classCode="REG" moodCode="EVN">
    <ns1:id xmlns:xsi="http://www.w3.org/2001/XMLSchema-instance" xsi:type="ns1:II"
nullFlavor="NA"/>
    <ns1:statusCode code="active"/>
    <ns1:subject1 typeCode="SBJ">
      <ns1:patient classCode="PAT">
        <ns1:id xmlns:xsi="http://www.w3.org/2001/XMLSchema-instance" xsi:type="ns1:II"
root="1.2.3.3.3.2.1" extension="910bee683aa7456fbec15cf0e6783f2f"/>
        <ns1:statusCode code="active"/>
        <ns1:patientPerson classCode="PSN" determinerCode="INSTANCE">
          <ns1:name xmlns:xsi="http://www.w3.org/2001/XMLSchema-instance" xsi:type="ns1:
PN">
            <ns1:given>Joe</ns1:given>
            <ns1:family>Shmoe</ns1:family>
          </ns1:name>
          <ns1:administrativeGenderCode code="F"/>
          <ns1:birthTime xmlns:xsi="http://www.w3.org/2001/XMLSchema-instance" xsi:type
="ns1:TS" value="19710520"/>
          <ns1:addr xmlns:xsi="http://www.w3.org/2001/XMLSchema-instance" xsi:type="ns1:
AD">
            <ns1:city>Example City</ns1:city>
            <ns1:state>Example State</ns1:state>
            <ns1:postalCode>00000</ns1:postalCode>
            <ns1:streetAddressLine>Spanheimerstrasse 57</ns1:streetAddressLine>
          </ns1:addr>
          <ns1:asOtherIDs classCode="PAT">
            <ns1:id xmlns:xsi="http://www.w3.org/2001/XMLSchema-instance" xsi:type="ns1:
II" root="1.2.3.3.3.2.2" extension="84118"/>
            <ns1:statusCode code="active"/>
            <ns1:scopingOrganization classCode="ORG" determinerCode="INSTANCE">
              <ns1:id xmlns:xsi="http://www.w3.org/2001/XMLSchema-instance" xsi:type="ns
1:II" root="1.2.3.3.3.2.2"/>
            </ns1:scopingOrganization>
          </ns1:asOtherIDs>
          <ns1:asOtherIDs classCode="PAT">
            <ns1:id xmlns:xsi="http://www.w3.org/2001/XMLSchema-instance" xsi:type="ns1:
II" root="1.1.1" extension="e7249f3c-29af-4d16-8fe8-72a453639bf3" assigningAuthorityName
="XDS Affinity Domain 1"/>
            <ns1:statusCode code="active"/>
            <ns1:scopingOrganization classCode="ORG" determinerCode="INSTANCE">
              <ns1:id xmlns:xsi="http://www.w3.org/2001/XMLSchema-instance" xsi:type="ns
1:II" root="1.1.1"/>
            </ns1:scopingOrganization>
          </ns1:asOtherIDs>
          <ns1:asOtherIDs classCode="PAT">
            <ns1:id xmlns:xsi="http://www.w3.org/2001/XMLSchema-instance" xsi:type="ns1:
II" root="1.1.1.2.1" extension="910bee683aa7456fbec15cf0e6783f2f" assigningAuthorityName
="St. James Hospital"/>
            <ns1:statusCode code="active"/>
            <ns1:scopingOrganization classCode="ORG" determinerCode="INSTANCE">

```



```

        <ns1:id xmlns:xsi="http://www.w3.org/2001/XMLSchema-instance" xsi:type="ns
1:II" root="1.1.1.2.1"/>
    </ns1:scopingOrganization>
    </ns1:asOtherIDs>
    <ns1:asOtherIDs classCode="PAT">
        <ns1:id xmlns:xsi="http://www.w3.org/2001/XMLSchema-instance" xsi:type="ns1:
II" root="1.2.3.3.3.1.3" extension="74118"/>
        <ns1:statusCode code="active"/>
        <ns1:scopingOrganization classCode="ORG" determinerCode="INSTANCE">
            <ns1:id xmlns:xsi="http://www.w3.org/2001/XMLSchema-instance" xsi:type="ns
1:II" root="1.2.3.3.3.1.3"/>
            </ns1:scopingOrganization>
        </ns1:asOtherIDs>
        <ns1:asOtherIDs classCode="PAT">
            <ns1:id xmlns:xsi="http://www.w3.org/2001/XMLSchema-instance" xsi:type="ns1:
II" root="1.2.3.3.3.1.2" extension="bcc49584-2094-44f8-acd7-9274c2e82a26"/>
            <ns1:statusCode code="active"/>
            <ns1:scopingOrganization classCode="ORG" determinerCode="INSTANCE">
                <ns1:id xmlns:xsi="http://www.w3.org/2001/XMLSchema-instance" xsi:type="ns
1:II" root="1.2.3.3.3.1.2"/>
                </ns1:scopingOrganization>
            </ns1:asOtherIDs>
            <ns1:asOtherIDs classCode="PAT">
                <ns1:id xmlns:xsi="http://www.w3.org/2001/XMLSchema-instance" xsi:type="ns1:
II" root="1.2.3.3.3.1.1" extension="23043660004680"/>
                <ns1:statusCode code="active"/>
                <ns1:scopingOrganization classCode="ORG" determinerCode="INSTANCE">
                    <ns1:id xmlns:xsi="http://www.w3.org/2001/XMLSchema-instance" xsi:type="ns
1:II" root="1.2.3.3.3.1.1"/>
                    </ns1:scopingOrganization>
                </ns1:asOtherIDs>
                <ns1:asOtherIDs classCode="PAT">
                    <ns1:id xmlns:xsi="http://www.w3.org/2001/XMLSchema-instance" xsi:type="ns1:
II" root="1.3.6.1.4.1.9784.999200.2.1.1" extension="7704200571" assigningAuthorityName="
NATIONAL SOCIAL SECURITY ASSOCIATION"/>
                    <ns1:statusCode code="active"/>
                    <ns1:scopingOrganization classCode="ORG" determinerCode="INSTANCE">
                        <ns1:id xmlns:xsi="http://www.w3.org/2001/XMLSchema-instance" xsi:type="ns
1:II" root="1.3.6.1.4.1.9784.999200.2.1.1"/>
                        </ns1:scopingOrganization>
                    </ns1:asOtherIDs>
                    <ns1:asOtherIDs classCode="PAT">
                        <ns1:id xmlns:xsi="http://www.w3.org/2001/XMLSchema-instance" xsi:type="ns1:
II" root="1.1.1.1.1" extension="23043660004680" assigningAuthorityName="Example Hospital
"/>
                        <ns1:statusCode code="active"/>
                        <ns1:scopingOrganization classCode="ORG" determinerCode="INSTANCE">
                            <ns1:id xmlns:xsi="http://www.w3.org/2001/XMLSchema-instance" xsi:type="ns
1:II" root="1.1.1.1.1"/>
                            </ns1:scopingOrganization>
                        </ns1:asOtherIDs>
                        <ns1:patientPerson>
                            <ns1:providerOrganization classCode="ORG" determinerCode="INSTANCE">
                                <ns1:id xmlns:xsi="http://www.w3.org/2001/XMLSchema-instance" xsi:type="ns1:II
" root="1.3.6.1.4.1.21367.13.20.2000"/>
                                <ns1:contactParty classCode="CON"/>
                            </ns1:providerOrganization>
                            <ns1:subjectOf1>
                                <ns1:queryMatchObservation classCode="COND" moodCode="EVN">
                                    <ns1:code xmlns:xsi="http://www.w3.org/2001/XMLSchema-instance" xsi:type="ns
1:CD" code="IHE_PDQ"/>
                                    <ns1:value xmlns:xsi="http://www.w3.org/2001/XMLSchema-instance" xsi:type="
ns1:INT" value="100"/>
                                </ns1:queryMatchObservation>
                            </ns1:subjectOf1>

```

```

    </ns1:patient>
  </ns1:subject1>
  <ns1:custodian typeCode="CST">
    <ns1:assignedEntity classCode="ASSIGNED">
      <ns1:id xmlns:xsi="http://www.w3.org/2001/XMLSchema-instance" xsi:type="ns1:II"
root="1.3.6.1.4.1.21367.2010.1.2.600"/>
      <ns1:assignedOrganization classCode="ORG" determinerCode="INSTANCE">
        <ns1:name xmlns:xsi="http://www.w3.org/2001/XMLSchema-instance" xsi:type="ns1:
EN">
          <ns1:given>org</ns1:given>
        </ns1:name>
      </ns1:assignedOrganization>
    </ns1:assignedEntity>
  </ns1:custodian>
</ns1:registrationEvent>
</ns1:subject>
<ns1:queryAck>
  <ns1:queryId xmlns:xsi="http://www.w3.org/2001/XMLSchema-instance" xsi:type="ns1:II"
root="1.3.6.1.4.1.21367.13.10.218" extension="1461930384492"/>
  <ns1:statusCode code="deliveredResponse"/>
  <ns1:queryResponseCode code="OK"/>
  <ns1:resultTotalQuantity xmlns:xsi="http://www.w3.org/2001/XMLSchema-instance" xsi:
type="ns1:INT" value="2"/>
  <ns1:resultCurrentQuantity xmlns:xsi="http://www.w3.org/2001/XMLSchema-instance" xsi:
type="ns1:INT" value="2"/>
  <ns1:resultRemainingQuantity xmlns:xsi="http://www.w3.org/2001/XMLSchema-instance" xsi
:type="ns1:INT" value="0"/>
</ns1:queryAck>
<ns1:queryByParameter>
  <ns1:queryId xmlns:xsi="http://www.w3.org/2001/XMLSchema-instance" xsi:type="ns1:II"
root="1.3.6.1.4.1.21367.13.10.218" extension="1461930384492"/>
  <ns1:statusCode code="new"/>
  <ns1:responseModalityCode code="R"/>
  <ns1:responsePriorityCode code="I"/>
  <ns1:initialQuantity xmlns:xsi="http://www.w3.org/2001/XMLSchema-instance" xsi:type="
ns1:INT" value="3"/>
  <ns1:initialQuantityCode code="RD"/>
  <ns1:parameterList>
    <ns1:id xmlns:xsi="http://www.w3.org/2001/XMLSchema-instance" xsi:type="ns1:II" root
="2.16.840.1.113883.1.6.1" extension="1461930382073"/>
    <ns1:livingSubjectAdministrativeGender>
      <ns1:value code="F"/>
      <ns1:semanticsText>LivingSubject.administrativeGender</ns1:semanticsText>
    </ns1:livingSubjectAdministrativeGender>
    <ns1:livingSubjectName>
      <ns1:value xmlns:xsi="http://www.w3.org/2001/XMLSchema-instance" xsi:type="ns1:PN"
use="SRCH">
        <ns1:given>ine</ns1:given>
        <ns1:family>Bir</ns1:family>
      </ns1:value>
      <ns1:semanticsText>LivingSubject.name</ns1:semanticsText>
    </ns1:livingSubjectName>
  </ns1:parameterList>
</ns1:queryByParameter>
</ns1:controlActProcess>
</ns1:PRPA_IN201306UV02>

```

Example 112: HL7v3 Query Patients Response with one Result

```

<ns1:PRPA_IN201306UV02 xmlns:ns1="urn:h17-org:v3" ITSVersion="XML_1.0">
  <ns1:id xmlns:xsi="http://www.w3.org/2001/XMLSchema-instance" xsi:type="ns1:II" root
="1.2.3.4.5" extension="30"/>
  <ns1:creationTime xmlns:xsi="http://www.w3.org/2001/XMLSchema-instance" xsi:type="ns1:TS"

```

```

value="20160429132958"/>
<ns1:versionCode code="V3PR1"/>
<ns1:interactionId xmlns:xsi="http://www.w3.org/2001/XMLSchema-instance" xsi:type="ns1:II"
  root="2.16.840.1.113883" extension="PRPA_IN201306UV02"/>
<ns1:processingCode code="P"/>
<ns1:processingModeCode code="T"/>
<ns1:acceptAckCode code="NE"/>
<ns1:receiver typeCode="RCV">
  <ns1:device classCode="DEV" determinerCode="INSTANCE">
    <ns1:id xmlns:xsi="http://www.w3.org/2001/XMLSchema-instance" xsi:type="ns1:II" root
      ="1.2.3.4.5.1000"/>
    </ns1:device>
  </ns1:receiver>
<ns1:sender typeCode="SND">
  <ns1:device classCode="DEV" determinerCode="INSTANCE">
    <ns1:id xmlns:xsi="http://www.w3.org/2001/XMLSchema-instance" xsi:type="ns1:II" root
      ="1.2.3.4.5.1000"/>
    </ns1:device>
  </ns1:sender>
<ns1:acknowledgement>
  <ns1:typeCode code="AA"/>
  <ns1:targetMessage>
    <ns1:id xmlns:xsi="http://www.w3.org/2001/XMLSchema-instance" xsi:type="ns1:II" root
      ="2.16.840.1.113883.1.6.1" extension="1461929395451"/>
    </ns1:targetMessage>
  </ns1:acknowledgement>
<ns1:controlActProcess classCode="CACT" moodCode="EVN">
  <ns1:code xmlns:xsi="http://www.w3.org/2001/XMLSchema-instance" xsi:type="ns1:CD" code="
  PRPA_TE201306UV02"/>
  <ns1:subject typeCode="SUBJ" contextConductionInd="false">
    <ns1:registrationEvent classCode="REG" moodCode="EVN">
      <ns1:id xmlns:xsi="http://www.w3.org/2001/XMLSchema-instance" xsi:type="ns1:II"
        nullFlavor="NA"/>
      <ns1:statusCode code="active"/>
      <ns1:subject1 typeCode="SBJ">
        <ns1:patient classCode="PAT">
          <ns1:id xmlns:xsi="http://www.w3.org/2001/XMLSchema-instance" xsi:type="ns1:II"
            root="1.1.1.1.1" extension="12272436094084" assigningAuthorityName="Example Hospital"/>
          <ns1:statusCode code="active"/>
          <ns1:patientPerson classCode="PSN" determinerCode="INSTANCE">
            <ns1:name xmlns:xsi="http://www.w3.org/2001/XMLSchema-instance" xsi:type="ns1:
            PN">
              <ns1:given>Joe</ns1:given>
              <ns1:family>Shmoe</ns1:family>
            </ns1:name>
            <ns1:administrativeGenderCode code="F"/>
            <ns1:birthTime xmlns:xsi="http://www.w3.org/2001/XMLSchema-instance" xsi:type
              ="ns1:TS" value="19491206"/>
            <ns1:addr xmlns:xsi="http://www.w3.org/2001/XMLSchema-instance" xsi:type="ns1:
            AD">
              <ns1:city>Example City</ns1:city>
              <ns1:state>Example State</ns1:state>
              <ns1:postalCode>00000</ns1:postalCode>
              <ns1:streetAddressLine>Salzburgerstrasse 37</ns1:streetAddressLine>
            </ns1:addr>
            <ns1:asOtherIDs classCode="PAT">
              <ns1:id xmlns:xsi="http://www.w3.org/2001/XMLSchema-instance" xsi:type="ns1:
              II" root="1.1.1" extension="13ea7dcc-59e2-40de-87a9-439c68418d0f" assigningAuthorityName
              ="XDS Affinity Domain 1"/>
              <ns1:statusCode code="active"/>
              <ns1:scopingOrganization classCode="ORG" determinerCode="INSTANCE">
                <ns1:id xmlns:xsi="http://www.w3.org/2001/XMLSchema-instance" xsi:type="ns
                1:II" root="1.1.1"/>
                </ns1:scopingOrganization>
              </ns1:asOtherIDs>

```

```

        </ns1:patientPerson>
        <ns1:providerOrganization classCode="ORG" determinerCode="INSTANCE">
          <ns1:id xmlns:xsi="http://www.w3.org/2001/XMLSchema-instance" xsi:type="ns1:II"
" root="1.3.6.1.4.1.21367.13.20.2000"/>
          <ns1:contactParty classCode="CON"/>
        </ns1:providerOrganization>
        <ns1:subjectOf1>
          <ns1:queryMatchObservation classCode="COND" moodCode="EVN">
            <ns1:code xmlns:xsi="http://www.w3.org/2001/XMLSchema-instance" xsi:type="ns
1:CD" code="IHE_PDQ"/>
            <ns1:value xmlns:xsi="http://www.w3.org/2001/XMLSchema-instance" xsi:type="
ns1:INT" value="100"/>
          </ns1:queryMatchObservation>
        </ns1:subjectOf1>
      </ns1:patient>
    </ns1:subject1>
    <ns1:custodian typeCode="CST">
      <ns1:assignedEntity classCode="ASSIGNED">
        <ns1:id xmlns:xsi="http://www.w3.org/2001/XMLSchema-instance" xsi:type="ns1:II"
root="1.3.6.1.4.1.21367.2010.1.2.600"/>
        <ns1:assignedOrganization classCode="ORG" determinerCode="INSTANCE">
          <ns1:name xmlns:xsi="http://www.w3.org/2001/XMLSchema-instance" xsi:type="ns1:
EN">
            <ns1:given>org</ns1:given>
          </ns1:name>
        </ns1:assignedOrganization>
      </ns1:assignedEntity>
    </ns1:custodian>
  </ns1:registrationEvent>
</ns1:subject>
<ns1:queryAck>
  <ns1:queryId xmlns:xsi="http://www.w3.org/2001/XMLSchema-instance" xsi:type="ns1:II"
root="1.3.6.1.4.1.21367.13.10.218" extension="1461929398022"/>
  <ns1:statusCode code="deliveredResponse"/>
  <ns1:queryResponseCode code="OK"/>
  <ns1:resultTotalQuantity xmlns:xsi="http://www.w3.org/2001/XMLSchema-instance" xsi:
type="ns1:INT" value="1"/>
  <ns1:resultCurrentQuantity xmlns:xsi="http://www.w3.org/2001/XMLSchema-instance" xsi:
type="ns1:INT" value="1"/>
  <ns1:resultRemainingQuantity xmlns:xsi="http://www.w3.org/2001/XMLSchema-instance" xsi
:type="ns1:INT" value="0"/>
</ns1:queryAck>
<ns1:queryByParameter>
  <ns1:queryId xmlns:xsi="http://www.w3.org/2001/XMLSchema-instance" xsi:type="ns1:II"
root="1.3.6.1.4.1.21367.13.10.218" extension="1461929398022"/>
  <ns1:statusCode code="new"/>
  <ns1:responseModalityCode code="R"/>
  <ns1:responsePriorityCode code="I"/>
  <ns1:initialQuantity xmlns:xsi="http://www.w3.org/2001/XMLSchema-instance" xsi:type="
ns1:INT" value="30"/>
  <ns1:initialQuantityCode code="RD"/>
  <ns1:parameterList>
    <ns1:id xmlns:xsi="http://www.w3.org/2001/XMLSchema-instance" xsi:type="ns1:II" root
="2.16.840.1.113883.1.6.1" extension="1461929395451"/>
    <ns1:livingSubjectAdministrativeGender>
      <ns1:value code="F"/>
      <ns1:semanticsText>LivingSubject.administrativeGender</ns1:semanticsText>
    </ns1:livingSubjectAdministrativeGender>
    <ns1:livingSubjectBirthTime>
      <ns1:value xmlns:xsi="http://www.w3.org/2001/XMLSchema-instance" xsi:type="ns1:
IVL_TS" value="19491206"/>
      <ns1:semanticsText>LivingSubject.BirthTime</ns1:semanticsText>
    </ns1:livingSubjectBirthTime>
    <ns1:livingSubjectName>
      <ns1:value xmlns:xsi="http://www.w3.org/2001/XMLSchema-instance" xsi:type="ns1:PN

```

```
">
  <ns1:given>Karin</ns1:given>
  <ns1:family>Thalberg</ns1:family>
</ns1:value>
  <ns1:semanticsText>LivingSubject.name</ns1:semanticsText>
</ns1:livingSubjectName>
</ns1:parameterList>
</ns1:queryByParameter>
</ns1:controlActProcess>
</ns1:PRPA_IN201306UV02>
```

9 User Account Administration

9.1 Deactivate User Account of a Patient

9.1.1 Deactivate User Account of a Patient – HL7v2

The following HL7 messages can be received and processed in order to deactivate the user account of a patient:

- > ADT-A01
- > ADT-A08

9.1.1.1 Message Structure

This section provides an overview and description of the message structure of the transaction [Deactivate User Account of a Patient](#).

Table 99: List of Segments – Deactivate Patient

Segment	Description
MSH	Message Header
MSH-9-1	The message type must be ADT .
MSH-9-2	The trigger event must be A01 or A08 .
UAC	User Authentication Credential.
CON	Consent Information
EVN	Event Information
IN1	Patient Insurance Information
PID	Patient Information
PV1	Patient Visit Information
PV1-2	The Patient Class should be N .
ROL	Role
ROL-2	The Action Code must be DE .

⋮ MSH Segment

The HL7 MSH segment is present in every HL7 message type and defines the message's source, purpose, destination, and certain syntax specifics like delimiters (separator characters) and character sets. It is always the first segment in the HL7 message, with the only exception being HL7 batch messages.

⋮ EVN Segment

The EVN segment is used to communicate necessary trigger event information to receiving applications and specifies the type of event contained within the message.

⋮ IN1 Segment

The IN1 segment is used to transmit information about the paying body of the health services received by the patient. This could be an insurance or the patient himself. The segment is optional. However, once it is used, the fields marked with *Conditionally Required* are mandatory.

⋮ PID Segment

The PID segment contains the relevant patient data.

⋮ UAC Segment

The User Authentication Credential (UAC) segment is used to create, update or deactivate the user account of a patient if sent in combination with an ADT-01 or an ADT-08 message as trigger event. Please refer to [Section 1.1.5.7](#) for further information on the UAC segment.

CON Segment

The CON segment contains information on patient declarations, such as consents or opt-outs.

PV1 Segment

The PV1 segment is used by Registration/ADT applications to communicate information on a visit-specific basis. For the **Merge Patients** transaction, it is sufficient to fill the PV1-2 field.

ROL Segment

The ROL segment is used to deactivate the user account of a patient if sent in combination with an ADT-01 or an ADT-08 message as trigger event. Note that it is essential that the Action Code field ROL-2 contains the text **DE** which is here used differently than in the HL7 Standard.

9.1.1.2 Field Overview

The data required for the MSH segment can be seen in [Table 2](#), those for PID in [Table 4](#) and those for IN1 in [Table 7](#). For more information on the UAC and the ROL segments, please refer to [Table 8](#) and [Table 9](#). These are the relevant fields of the other segments:

UAC-1-1

Type of the data submitted in field UAC-2-5. eHealth Solutions limits it to JWT in the context of **Patient Administration**.

UAC-2-4

The type of encoding of the data specified in field UAC-2-5. The following options are available: Base64 or A / plain (plain is not recommended).

UAC-2-5

Data to be sent. eHealth Solutions limits it to JWT in the context of **Patient Administration**. For further details, refer to chapter *Automation Service* in the eHealth Solutions *Interface Manual*.

EVN-2

Recorded Date/Time: Time at which the notification has been recorded in the system.

EVN-5

Operator ID: Identifies the individual that triggered the visit notification (used for logging purposes). In patient admissions, the treating physician should be entered here. Note that the field is mandatory in an ELGA environment (Austria only). Repetitions cannot be processed by eHealth Solutions.

EVN-7

Event Facility (only supported for Version 2.4 and higher): This field is only processed when PID-34 is empty.

PV1-2

Patient Class: Determines the type of patient visit. The field should have the value **N** for "not applicable".

ROL-2

Action Code. eHealth Solutions uses the code **DE** to deactivate an account.

Table 100: Fields Relevant for the Deactivate Patient Transaction

HL7-Path	Name	Repeatable	Presence
UAC-1-1	ST	No	Required
UAC-2-4	ID	No	Required
UAC-2-5	ST	No	Required
EVN-2	Recorded Date/Time	No	Not processed

Table 100: Fields Relevant for the Deactivate Patient Transaction 

Table 100: Fields Relevant for the Deactivate Patient Transaction



HL7-Path	Name	Repeatable	Presence
EVN-5	Operator ID	Yes, but without effect	Conditionally Required
EVN-7	Event Facility	No	Optional
PV1-2	Patient Class	No	Required
ROL-2	ID	No	Required

Example 113: HL7v2 Deactivate Patient Message

Submission:

```
MSH|^~\&|ITEH^1.1.2.1.1^ISO|ITEH^1.1.2^ISO|QUA^1.1.1.1.1^ISO|QUA^1.1.1.1.1^ISO|20141001233656||ADT^A01|1412199415701|P|2.3.1||AL
UAC|JWT|^application^^^JWT_TOKEN
EVN||20141001233656||^unknown
PID|||1412199415782^^^&1.1.1.1.3&ISO^PI~66127483762232^
^^NATIONAL SOCIAL SECURITY ASSOCIATION&1.3.6.1.4.1.9784.999200.2.1&ISO^SS||LASTNAME^
FIRSTNAME||19030930233655|M|||+123123^^CP~^^Internet^bla.bla@ith-icoserve.com
ROL||DE
PV1||N
```

Response:

```
MSH|^~\&|QUA^1.1.1.1.1^ISO|QUA^1.1.1^ISO|ITEH^1.1.2.1.1^ISO|ITEH^1.1.2^ISO
|20141001233657||ACK^A01|1412199417491285|P|2.3.1
MSA|AA|1412199415701
```


10 User-defined Tables

10.1 MDM Tables

10.1.1 Reference ID Type Codes

- ⋮ urn:ihe:iti:xds:2013:uniqueId
Unique ID
- ⋮ urn:ihe:iti:xds:2013:accession
Accession Number
- ⋮ urn:ihe:iti:xds:2013:referral
Referral Number
- ⋮ urn:ihe:iti:xds:2013:order
Order Number
- ⋮ urn:ihe:iti:xdw:2013:workflowId
XDW Workflow ID
- ⋮ urn:sense:2015:caseId
Visit Number/Case ID
- ⋮ urn:sense:2016:studyInstanceUID
DICOM Study Instance UID

Manufacturer

ITH icoserve technology for healthcare GmbH
Innrain 98
6020 Innsbruck
Austria
Phone: +43 512 89059
ith-icoserve.com

Distributor

Siemens Healthineers AG
Siemensstr. 3
91301 Forchheim
Germany

İthalatçı ve Türkiye Yetkili Temsilcisi
Siemens Healthcare Sağlık A.Ş.
Yakacık Caddesi No 111
34870 Kartal İstanbul
Türkiye